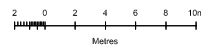
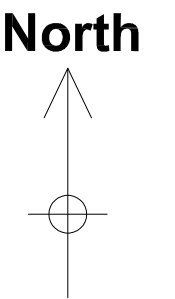
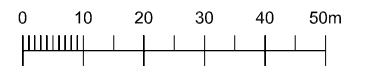


Site Plan
SCALE 1:500



Location Plan
SCALE 1:1250



	0 dd month 'yy ## ## client: KIDDI CARU		drawing number: 9536-04	PRELIMINARY
	project address: 34 DALBY ROAD, MELTON MOWBRAY, LEICESTER, LE13 0BH		drawing title: EXISTING SITE & GARDEN PLAN	
	date: Feb '21 drawn by: SM checked by: DW		scale: Shown @ A1 revision: 00	
	<small>Copyright is reserved by CMC and is issued on the condition that it is not copied or disclosed by, or to, any unauthorised persons without prior consent in writing from CMC. All dimensions to be checked on site prior to any fabrication. All errors, omissions/discovered inconsistencies to be reported to the C.A. immediately. Drawings show design intent only. Responsibility is not accepted for errors made by others in scaling from this drawing.</small>			