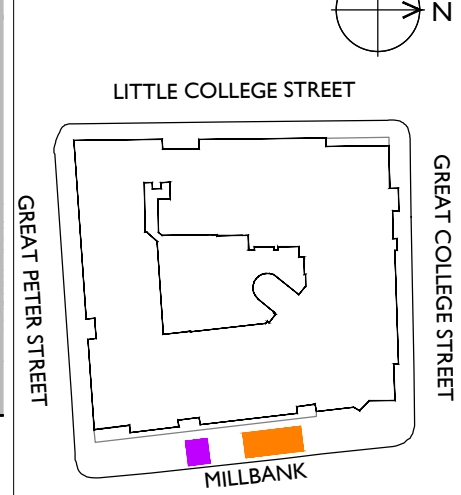
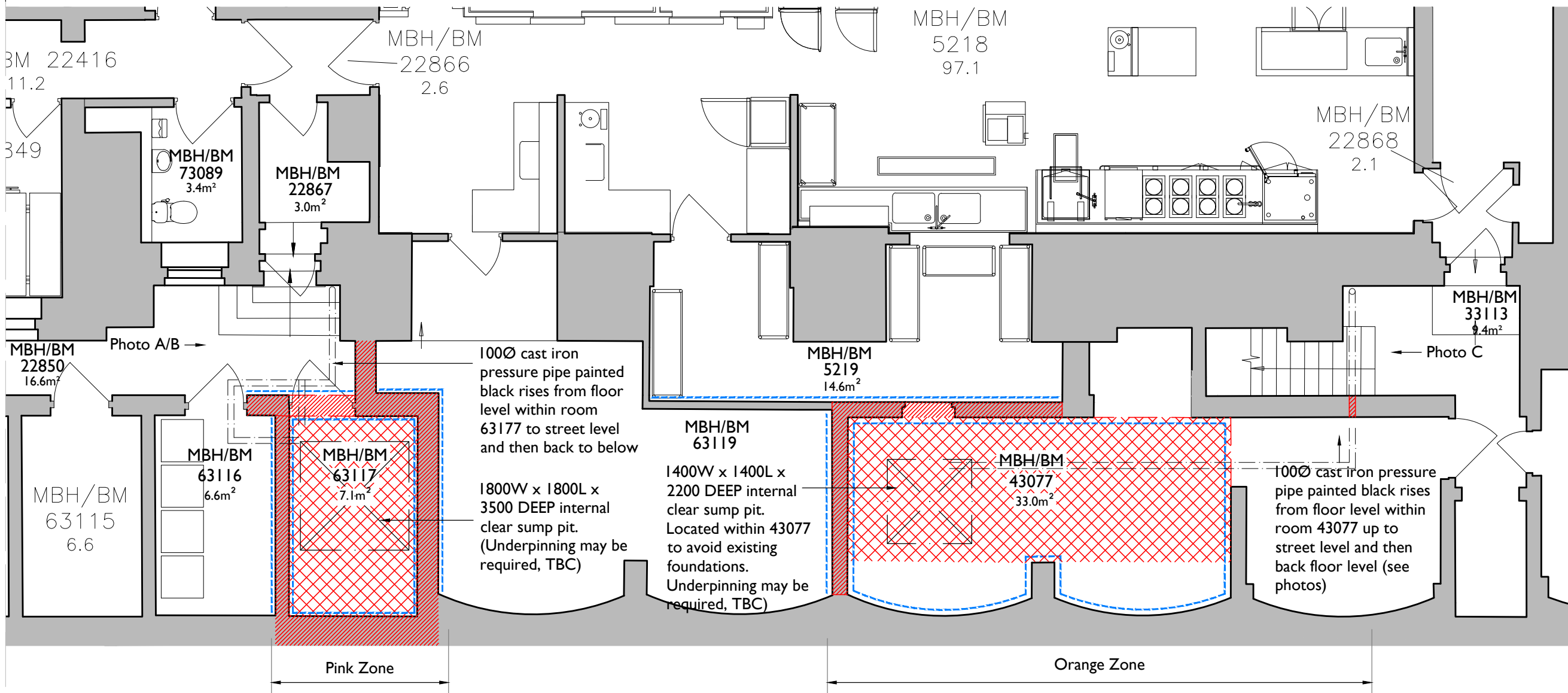


Notes:  
Drawings are based on survey data and may not accurately represent what is physically present.  
Do not scale from this drawing. All dimensions are to be verified on site before proceeding with the work.  
All dimensions are in millimeters unless noted otherwise.  
Purcell shall be notified in writing of any discrepancies.

Key Plan  
not to scale



- Floor slabs to be demolished and recast. Extent TBC dependent on underpinning
- Walls to be modified at low level only. Extent of underpinning TBC
- Walls to be re-plastered, re-tiled or re-decorated to match existing



**PINK AND ORANGE ZONES**

- FLOORS**
- Slab demolition to areas 63117 and 43077 as shown and as per Str Eng details. Protect adjacent walls to prevent unnecessary damage.
  - Upon completion of the underground works reinstate new concrete floor slab to match existing concrete materiality and finish (epoxy floor paint).
  - New slab tanking/damp proofing generally as NBS Clause J35.

- WALLS**
- Remove section of existing walls as shown to carry out the excavations as per Str Eng details.
  - Wall removal is to be kept to the absolute minimum. Salvage existing bricks as far as practicable and reinstate wall to match original using salvaged or reclaimed bricks to match.
  - To internal vault spaces, apply render to new walls in rooms 63116, 63117, 63119 and 43077 to match existing and make good adjacent damaged areas as necessary.
  - Any glazed brick replacements to area 22850 and 33113 shall match the existing by shall be kept to an absolute minimum. Samples to be approved.
  - Damage to ceramic tiles to kitchen area 5219 to be replaced to match existing where wall openings made, submit sample for approval.
  - New pipework is to generally be run within existing openings or to be floor or wall mounted. Core drilling through masonry walls to be kept at a minimum and agreed prior to forming any openings.

- DOORS**
- Door and frame to room 63117 to be removed and replaced with new louvred door with side panel, ironmongery and signage to match door in room 63116 adjacent. Decorate door and frame all sides, colour to match existing.

100Ø cast iron pressure pipe painted black



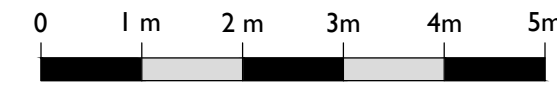


Photo A (pink zone)

Photo B (pink zone)

Photo C (orange zone)

Photo D (orange zone) looking down on photo 'C' from street level



P02	05.05.2021	GS	Scale bar included
REV	DATE	DRAWN	DESCRIPTION

CLIENT  
**House of Commons**

PROJECT  
**PoW: Millbank House: Flood alleviation**

JOB NUMBER  
**240723**

**PURCELL**

TITLE  
**Basement Floor Plan  
Pink and Orange Zones  
2 – Restricted Access**

SIZE	SCALE	LAST REVISED	DRAWN	CHECKED
A3L	1:75	05/05/2021	JC	GS

REV  
**P02 S4 - Listed Building Consent**

DRAWING NAME  
**00MBH-C2255-PUR91-B1-A-AR-DR-01002**