1 / 203 Front Elevation
SCALE - 1:50 @ A1

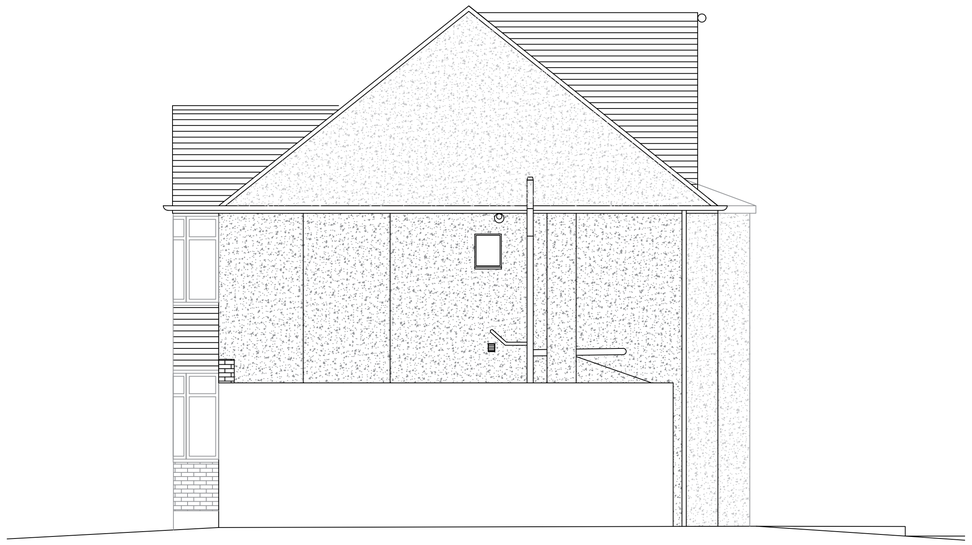

3 / 203 Side Elevation
SCALE - 1:50 @ A1

Notes:

1. ALL WORKS TO COMPLY WITH THE CURRENT BUILDING REGULATIONS & CODES OF PRACTICE.

2. EXTERNAL WALL FINISHES TO MATCH EXISTING - GABLE END TO BE PEBBLE DASH AS BELOW.

3. DORMER CHEEKS TO BE VERTICAL HUNG TILES

4. WINDOWS:-ALL NEW GLAZING IN PVC FRAMES TO MATCH EXISTING AND HAVE A MAXIMUM 'U' VALUE OF 1.6W/M2K- ACHIEVED BY SEALED DOUBLE GLAZED UNITS WITH LOW 'E' (SOFT COATED) INNER PANES & 16mm ARGON FILLED AIR GAP BETWEEN PANES THE FRAMES TO HAVE AN 8mm THERMAL BREAK.
ALL GLAZING BELOW 800mm TO BE IN TOUGHENED SAFETY GLASS (KITE MARKED)

DORMER AREA CALCULATION

EXISTING ROOF VOLUME = 312.5 CUBIC METRES

PROPOSED GABLE AND DORMER = 362 CUBIC METRES

INCREASED ROOF VOLUME = 49.5 CUBIC METRES

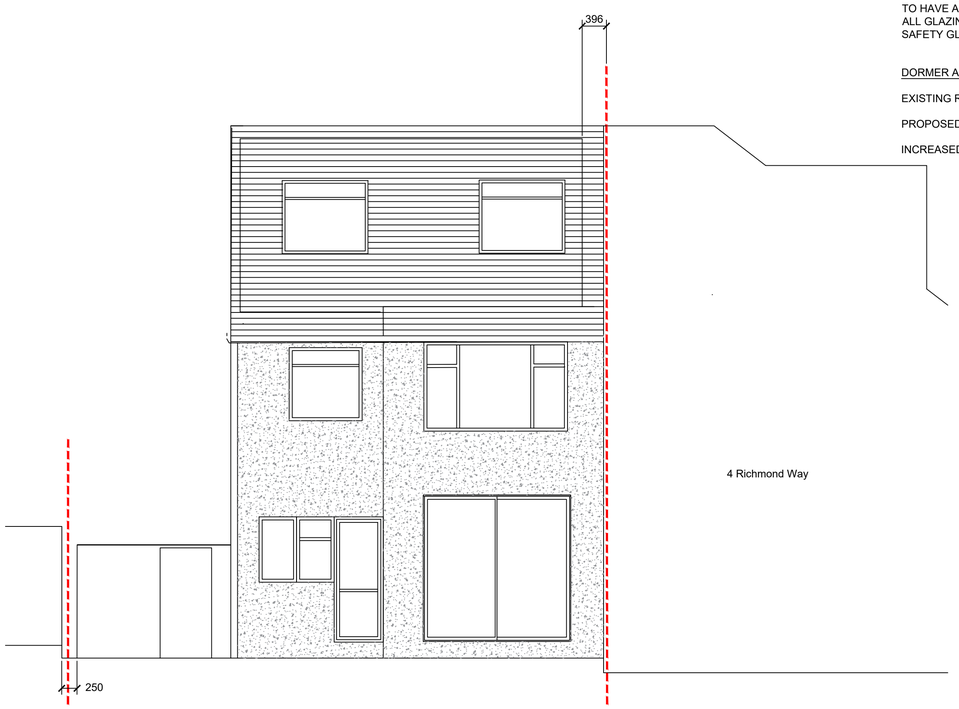

2 / 203 Rear Elevation
SCALE - 1:50 @ A1

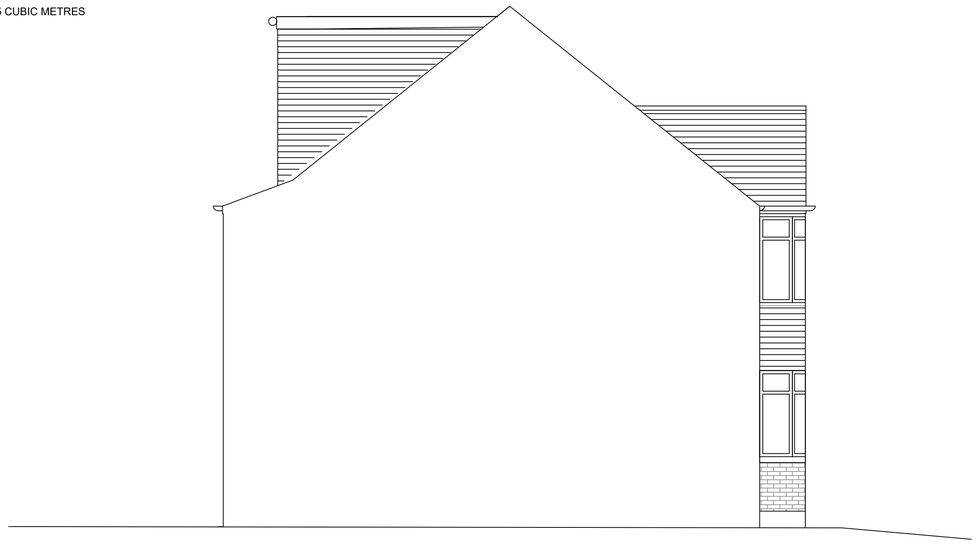

4 / 203 Side Elevation
SCALE - 1:50 @ A1

0 500mm 1 m 2 m 3 m 4 m 5 m
1:50 Scale

GENERAL NOTES

1. THIS DRAWING IS THE PROPERTY OF LXA LONDON, 2 LONDON BRIDGE, LONDON SE1 9RA. IT IS FORBIDDEN TO PRODUCE ITS CONTENTS IN ANY FORM, EXCEPT FOR THE INTENDED PURPOSE
2. THIS DRAWING IS NOT TO BE SCALED. THE DIMENSIONS ARE IN MILLIMETERS UNLESS OTHERWISE SPECIFIED
3. ANY DISCREPENCIES ARE TO BE BROUGHT TO THE ATTN OF LXA AND RESOLVED BEFORE THE COMMENCEMENT OF ANY WORK
4. THIS DRAWING IS TO BE READ IN CONJUNCTION WITH RELEVANT DETAIL DRAWINGS AS MENTIONED IN THE DRAWING
5. CONTRACTOR TO CONSTRUCT A MOCKUP FOR APPROVAL OF FINISHES & DETAILS, AND GET A SIGN OFF FROM CLIENTS & ARCHITECTS
6. THIS DRAWING TO BE READ IN TANDEM WITH THE DETAILS/SCHEDULES/SPECIFICATIONS AS REQUIRED
7. LXA WILL ACCEPT NO LIABILITY FOR COPYRIGHT COMPLIANCE OR INFRINGEMENT SORNE FROM THE SUBSTITUTION OF LXA SPECIFIED PRODUCTS OR MATERIALS, BY ANY OTHER PARTY. SHOULD ANY SPECIFICATIONS BE SUBSTITUTED, THE CLIENT/CONTRACTOR WILL ASSUME FULL LIABILITY

KEYPLAN

REVISIONS

No.	Date	By	Issue/Revision Details

LXA

LXA London
2 London Bridge
Montague Close
London, SE1 9RA
E. info@WeAreLXA.com
W. www.WeAreLXA.com

DRAWING TITLE :
Proposed Elevations Drawings

PROJECT :
2 Richmond Way
Croxley Green WD3 3SE

CLIENT :
-
-

Rev No:	Date:	
A	30.04.2021	
Drawn:	Checked:	Approved:
MS	MS	MS
Scale:	Drawing No.	
1:50@A1	LXA-2279-203-PRO-PD	