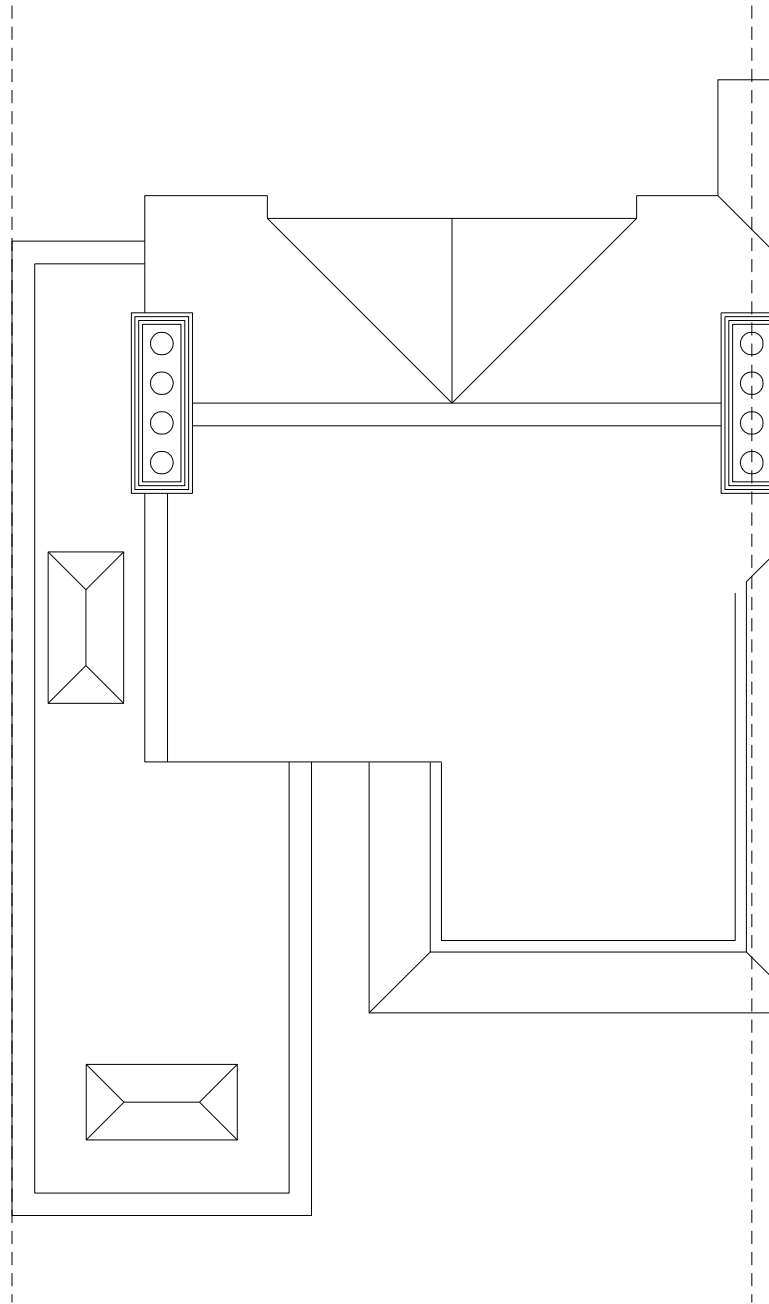
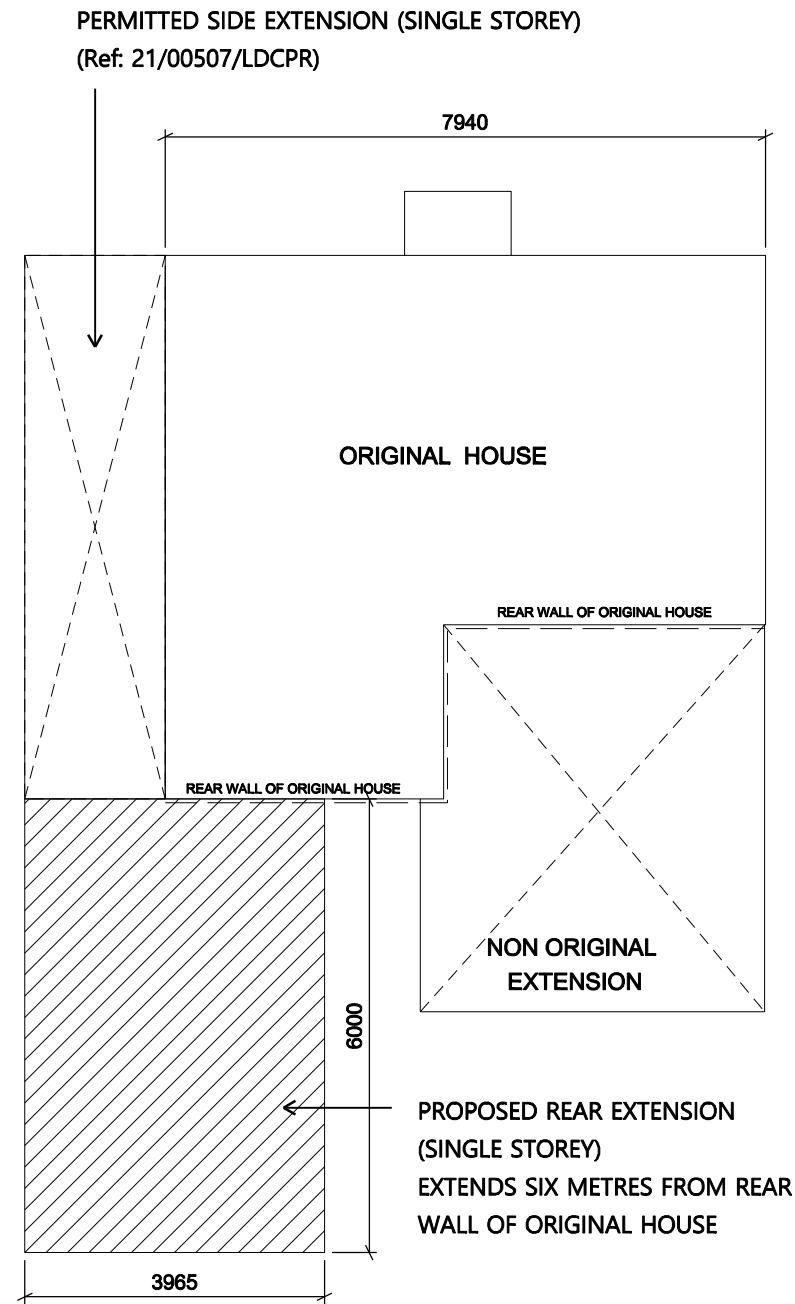


EXISTING ROOF PLAN




PROPOSED ROOF PLAN



PROPOSED DEVELOPMENT PARAMETERS

WIDTH OF ORIGINAL HOUSE: 7940mm
 WIDTH OF PROPOSED SIDE AND REAR EXTENSION: 3965mm
 WIDTH OF PROPOSED EXTENSION IS 50% OF WIDTH OF ORIGINAL HOUSE



Rev.	Date	Description	By	Chkd	App.	App.

NOTES
 THIS DRAWING IS FOR INFORMATION ONLY. DRAWING IS TO BE READ IN CONJUNCTION WITH ALL OTHER EXISTING CONTEXT AND SURVEY DRAWINGS. ANY DISCREPANCIES IN THE DRAWING AND ANY DIMENSIONS SHOULD BE REPORTED DIRECT TO THE ARCHITECT FOR CLARIFICATION & CONFIRMATION OF INSTRUCTION.
 THIS DRAWING IS TO BE READ IN CONJUNCTION WITH ALL OTHER ARCHITECTURAL, LANDSCAPE, STRUCTURAL, MECHANICAL, ELECTRICAL AND ANY OTHER CONSULTANT DRAWINGS AND REPORTS.

DIMENSIONS NOT TO BE SCALED FROM THIS DRAWING. CONTRACTORS TO NOTIFY ARCHITECTS OF SITE VARIATIONS AFFECTING INFORMATION ON THIS DRAWING

PROJECT 17 Powder Mills		DATE 17.1.21	
		SCALE 1:100 at A3	
DRAWING TITLE Ex. and Prop. Roof Plan		DRAWING No. P.02	REV. C