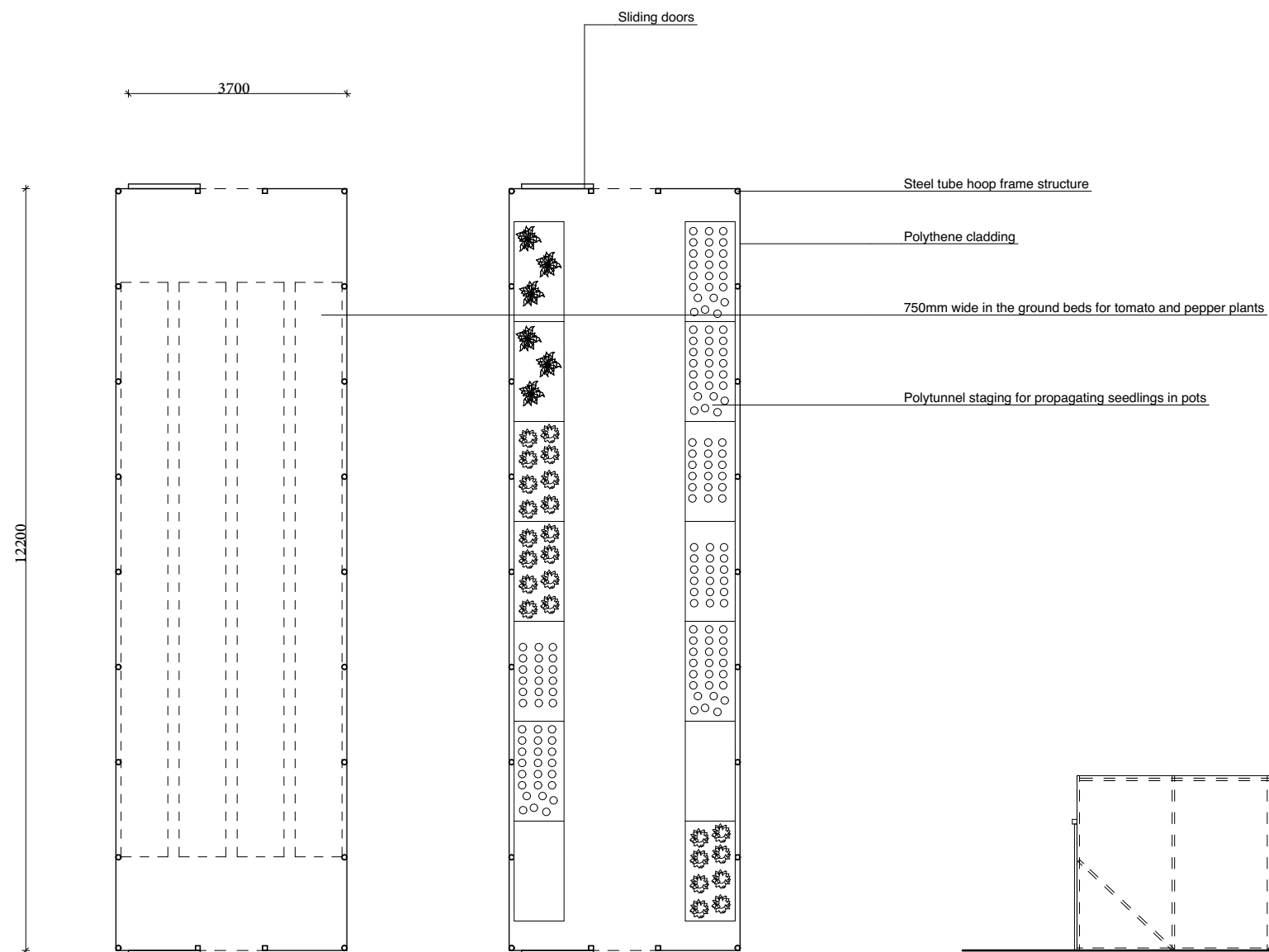


1. All dimensions and levels to be checked on site before commencing work.

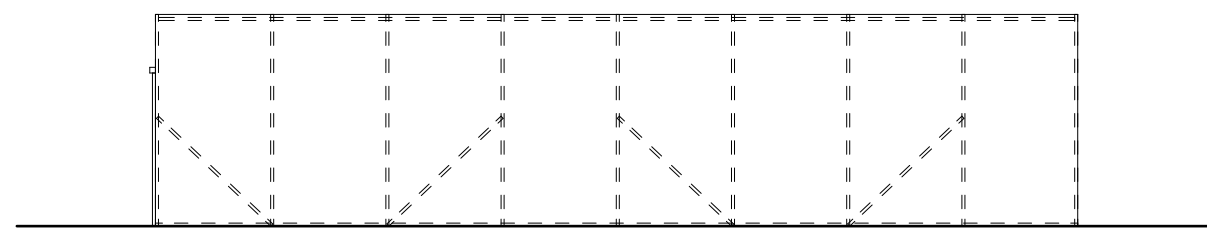
2. This drawing to be read in conjunction with all relevant contract documents.

3. Report any errors, contradictions or omissions to the designer as soon as possible


Rev	No	Change	Date
A	01	Issued for Planning	25/01/2021
B	01	Issued for Planning	20/05/2021



1 Polytunnel Plans 1:100



2 Polytunnel East Elevation 1:100



3 Polytunnel South Elevations 1:100



Planning  
Drawing  
Proposed Polytunnel Plan &  
Elevations  
Project  
Totteridge Academy Farm

Client  
GROW

Date  
20/05/2021

Drawing No  
1003\_03\_105

Drawn by  
GS

Scale  
1:100 @ A3

**ASSEMBLE**

Sugarhouse Studios, 19 Collett Road, SE16 4DJ  
+44 (0)2072370000  
info@assemblestudio.co.uk