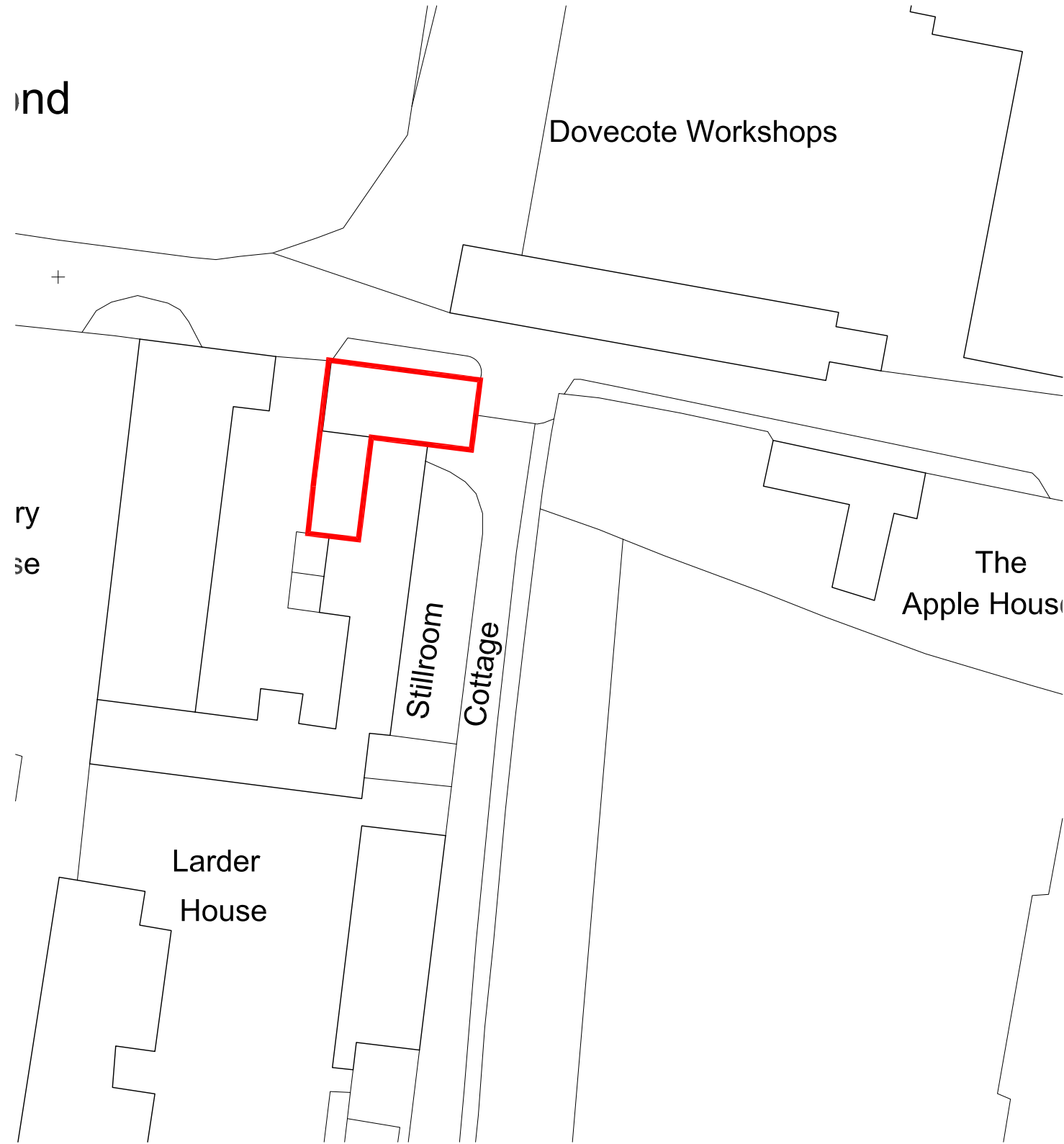


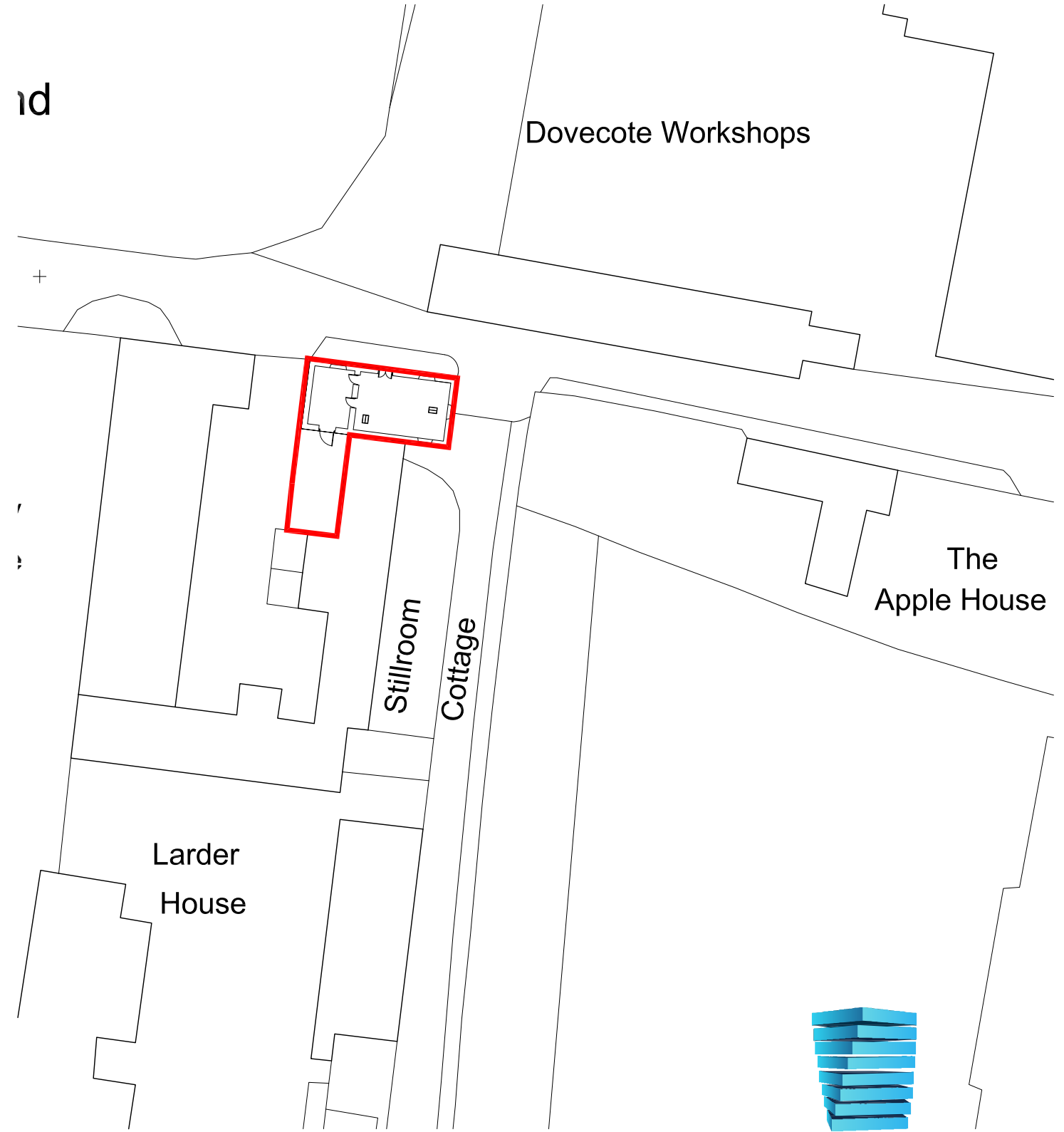
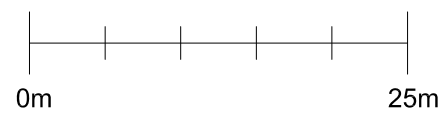
NOTES:
 1. Scaled dimensions must not be taken from this drawing.
 2. This drawing must be read in conjunction with all relevant drawings, documents and information prepared by the Architects, other Consultants and Specialists.
 3. Any discrepancy on this drawing must be referred to the Architects and clarification obtained before any action by others and prior to commencement of works.
 4. All dimensions must be checked on site before any action by others and prior to commencement of work or the preparation of Specialists drawings.
 5. The copyright of this drawing remains with the Architects.
 6. If in doubt ask!

REVISIONS

--	--



EXISTING BLOCK PLAN 1:500
 SITE AREA = 136 SQUARE METRES



PROPOSED BLOCK PLAN 1:500



ERIC COLE ARCHITECTURE

Eric Cole Ltd, 15 The Woolmarket, Cirencester, Gloucestershire GL7 2PR
 T: +44 (0)1285 641234 E: mail@ericcole.co.uk W: www.ericcole.co.uk

PROJECT:	BARNSELY PARK		
DWG TITLE:	LOCATION PLANS - STABLE CONVERSION		
SCALE:	1:500@A3	DRAWN:	CHECKED:
DWG NO:	20.068.23	REV:	A DATE: JAN 2021