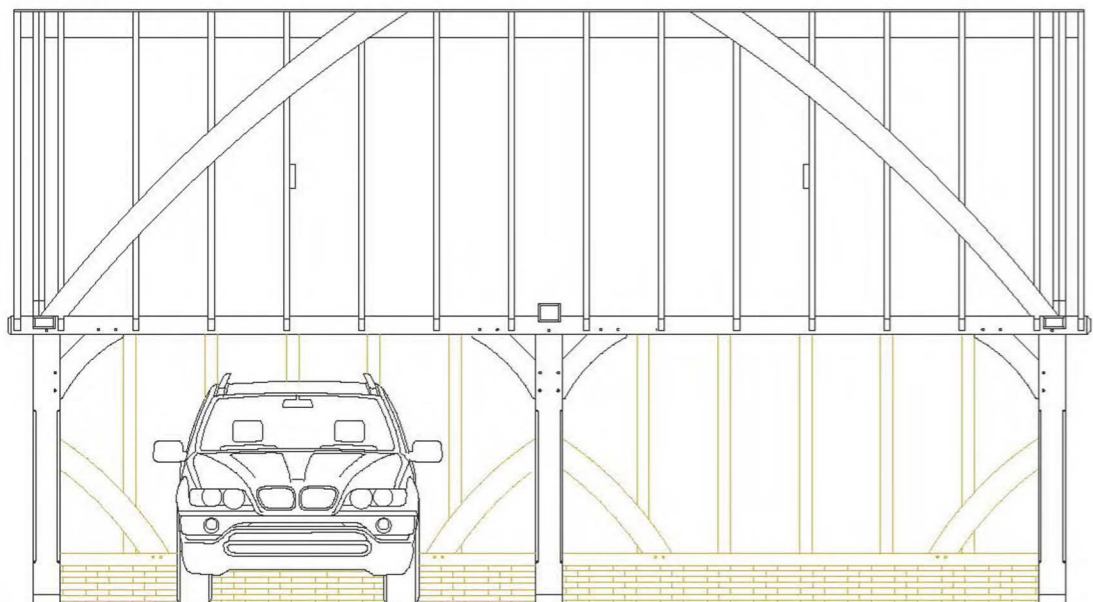
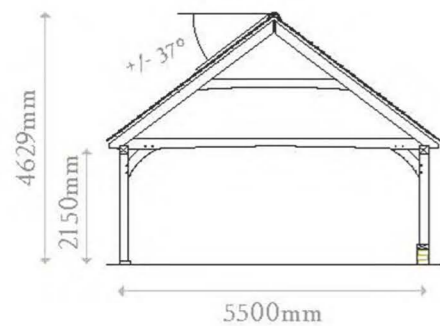


Front View

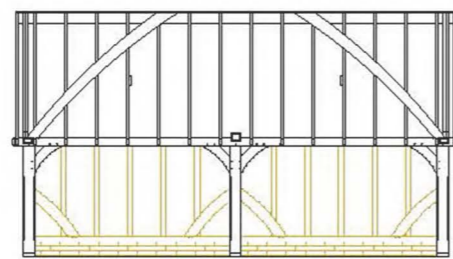


8250mm

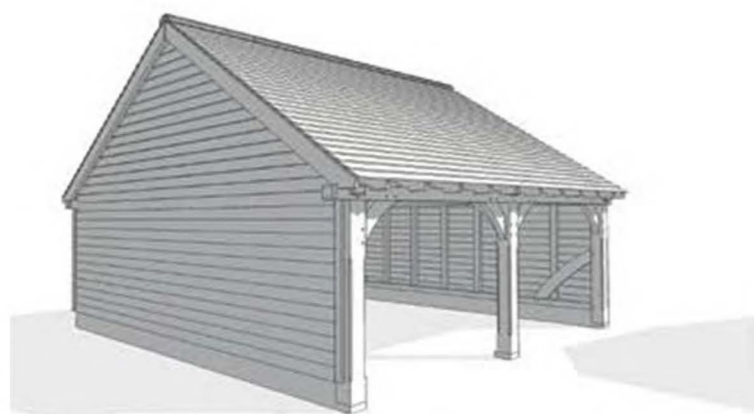
Classic Extrawide™ Country



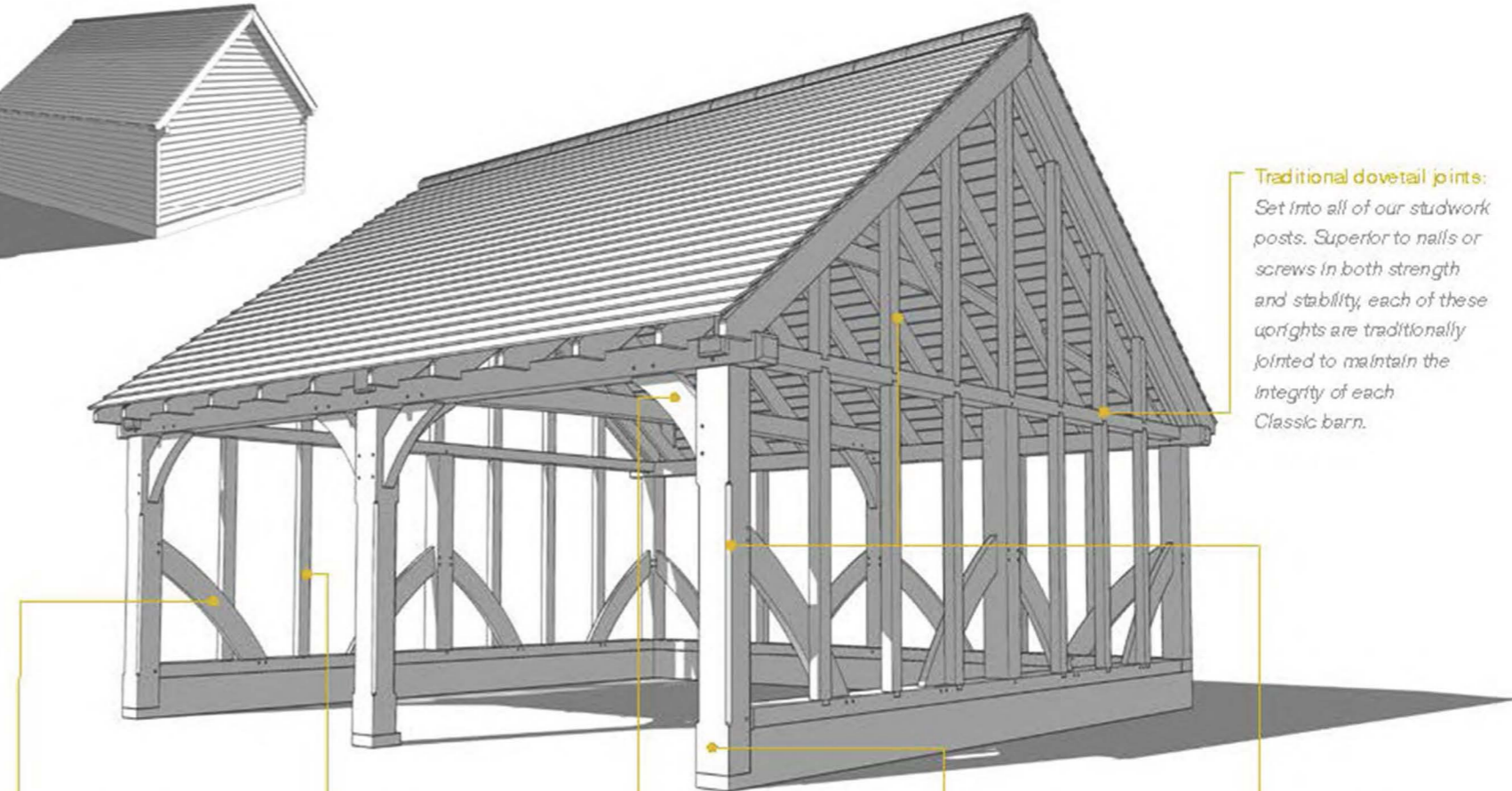
5500mm



8250mm



Gable End



Traditional dovetail joints:

Set into all of our studwork posts. Superior to nails or screws in both strength and stability, each of these uprights are traditionally jointed to maintain the integrity of each Classic barn.

Beautifully curved large wall-braces: These featured braces are mortice and tenon jointed into the frame providing stability and aesthetic that surpasses many others.

Chunky studwork made from oak: These important timbers strengthen the infill sides of each Classic barn. By avoiding the use of cheaper softwood, our oak studwork remains stronger and more attractive.

Hand-cut knee braces: Our 'knee' braces have a chunky appealing shape. This feature is enhanced by curves on both sides.

Extra thick main posts: Standing to an impressive size. These 215mm wide uprights provide a superior strength and appeal recognised in all of our Classic barns.

Chamfered detail: A small individual touch added into our front and eave posts. (N.B. Not applicable where doors are fitted.)



Client			
Linda Lloyd			
Job Title			
Proposed Car Port The Old Court House, Hale Lane, Painswick, GL6 6QE			
Dwg Name			
Car Port - Product Details			
Dwg No.	Rev.	Drawn By	Checked By
LKL-C3001-PA106	-	EL	IS
Date	Scale		
16/12/2019	varies		