

SITE LAYOUT LEGEND



TARMAC SURFACE



RIVEN FACED PAVING SLABS




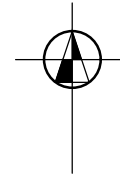
BLOCK PAVING



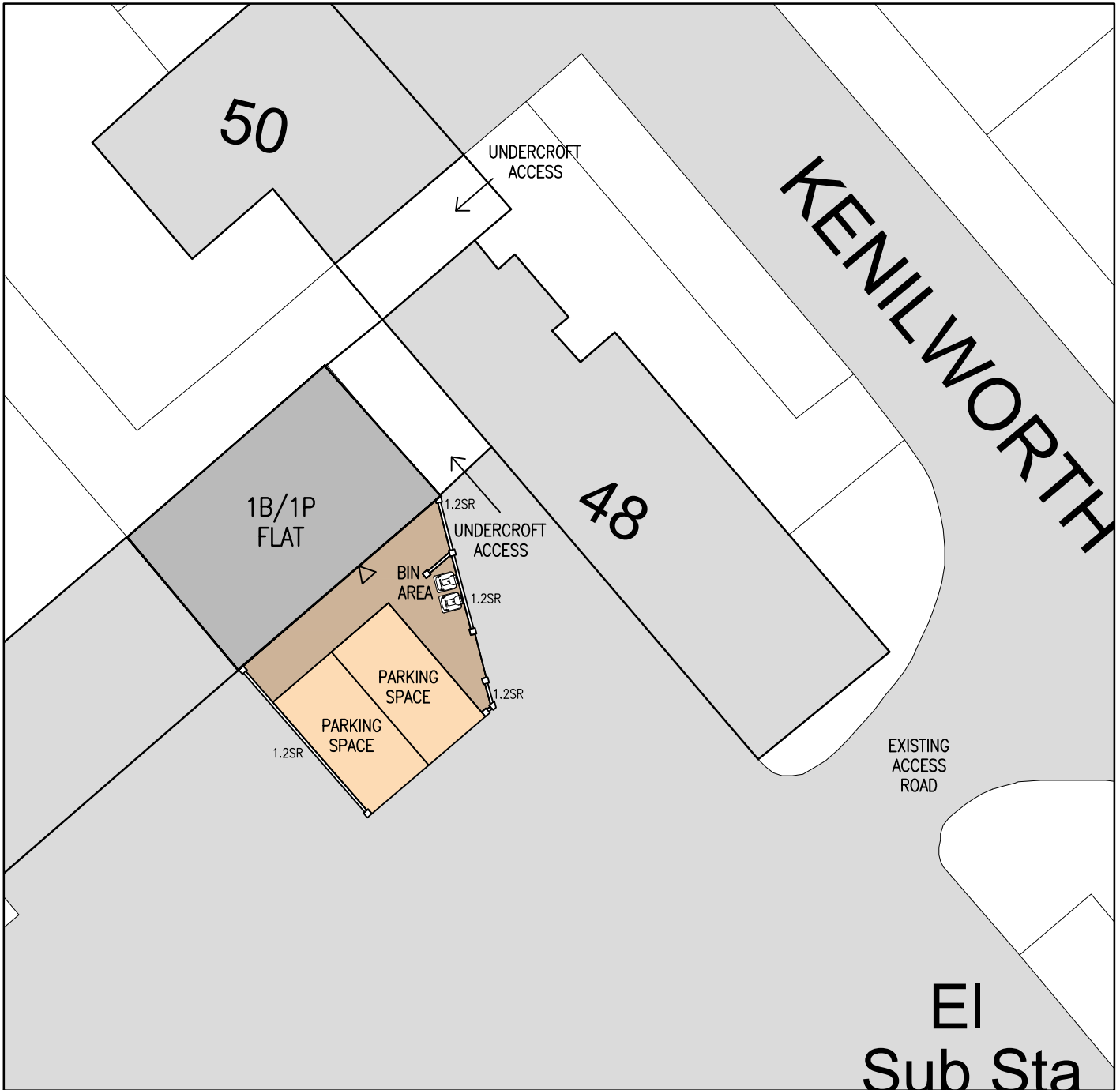
2 x WHEELIE BINS

BOUNDARY TREATMENT

1.2 SR - 1.2m HOOP TOPPED STEEL RAILINGS



MSQUARE
architects ltd



1:200 10m

CLIENT	EASTERNROSE LTD	DWG No.	EAS	401	PA	001	↑ REVISIONS	
PROJECT	CONVERSION OF GARAGE AT HOLYROOD WALK, CORBY NORTHAMPTONSHIRE	DATE	MAY '21	SCALE	1:200			
		DRAWN	DD	CHECKED				
TITLE	PROPOSED SITE LAYOUT PLAN	Do not scale from this drawing, use dimensions only All discrepancies must be reported to the Architect © MSQUARE ARCHITECTS LTD					MSQUARE architects ltd 1 MStudio, TALBOT YARD, MARKET HARBOROUGH LEICESTERSHIRE, LE16 7NP - TEL. 01858 410915 www.msquarearchitects.com	