













NORTH POINT

KEY:

-  INDICATES SITE BOUNDARY
-  INDICATED DWELLING ENTRANCE POINT
-  INDICATES 1.8m SCREEN WALL
-  INDICATES 1.8m CLOSE BOARDED FENCE
-  INDICATES BIN COLLECTION POINT
-  EXISTING TREE/ HEDGE TO BE RETAINED
-  EXISTING HEDGE TO BE REMOVED
-  INDICATIVE LANDSCAPING
-  VISITOR PARKING



RETFORD ROAD

REV	DATE	BY	DESCRIPTION
-	12.05.2021	CC	FIRST ISSUE



Pure Offices, 4100 Park Approach, Thorpe Park, Leeds, LS15 8GB
 T:07950290925 E:info@artreum.co.uk www.artreum.co.uk

CLIENT: RIDLEY HOMES

PROJECT: RETFORD ROAD, SOUTH LEVERTON

TITLE: PROPOSED SITE LAYOUT

SCALE @ A3: 1:500 DWG No: 1017-001-02-01 REV: -