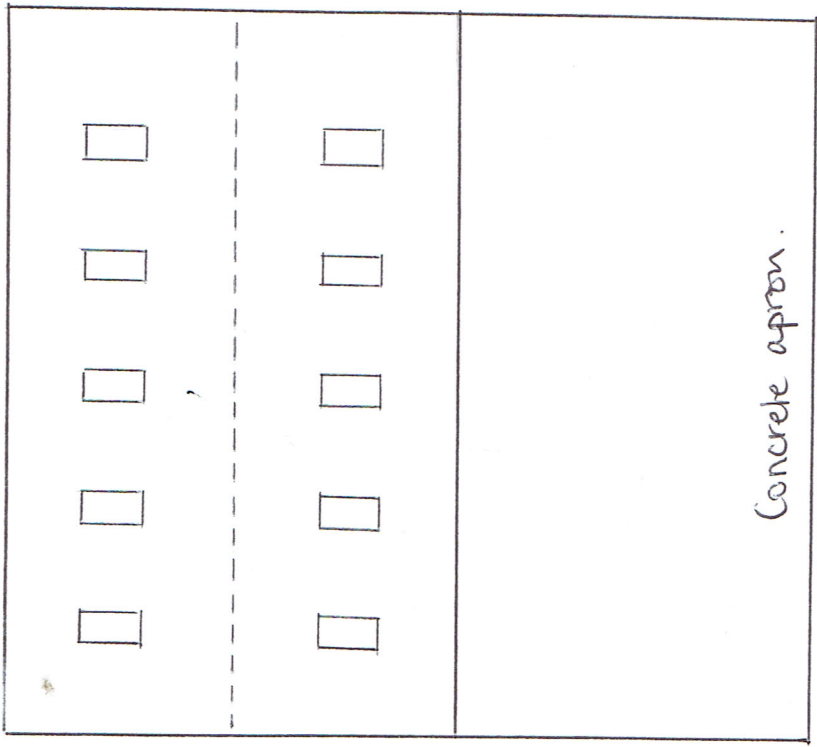



SPRAYER FILL AND WASH DOWN BUILDING
WITH FERTILISER STORE
Norton Manor Farm, Norton PO38 2BW



WEST
elevation

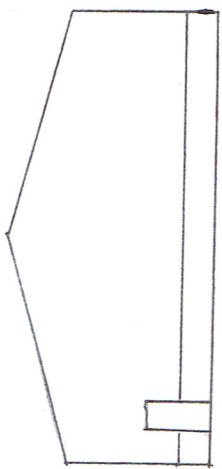


EAST
elevation

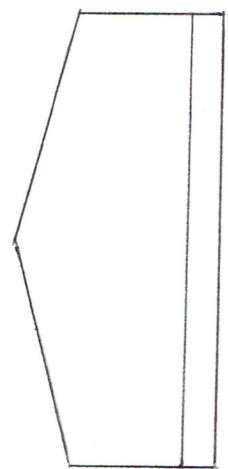


Roof : Gunmetal grey eternit Profile 6 fibre
cement roof sheets with rooflights.
Walls : Olive green box profile cladding on
1m high concrete panels

NORTH
elevation



SOUTH
elevation



Plan B : Elevations

Scale 1:250

