A1

NOTE
DO NOT SCALE FROM THIS DRAWING, UTILISE ONLY NUMBERED DIMENSIONS.
THIS DRAWING SHOULD BE READ IN CONJUNCTION WITH ALL RELEVANT ENGINEERS DRAWINGS, NOTIFY SRH DESIGN SOLUTIONS IMMEDIATELY OF ANY DISCREPANCIES.
© SRH DESIGN SOLUTIONS.
w: www.srhdesignsolutions.co.uk

External Reference Files in this Drawing:

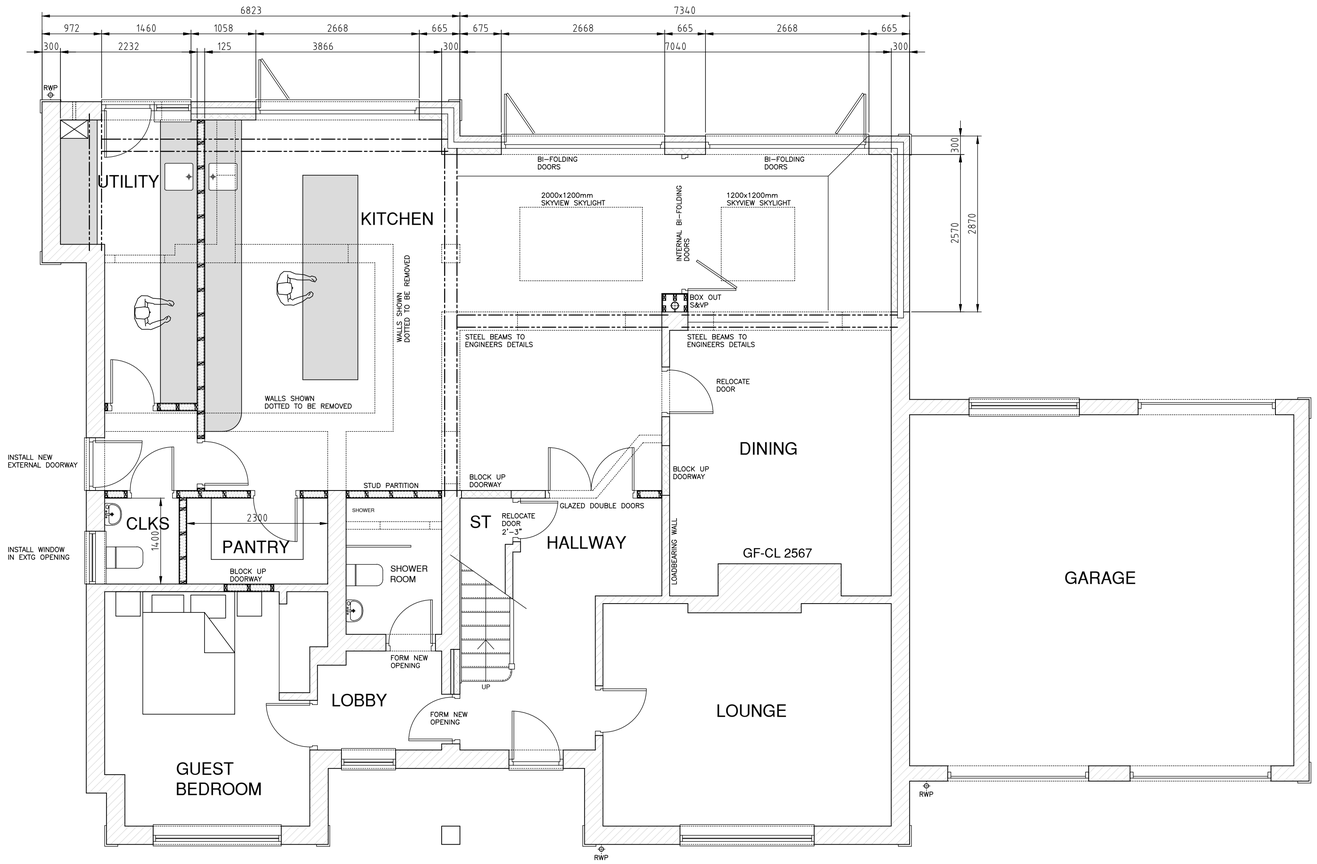

PROPOSED GROUND FLOOR PLAN 1:50

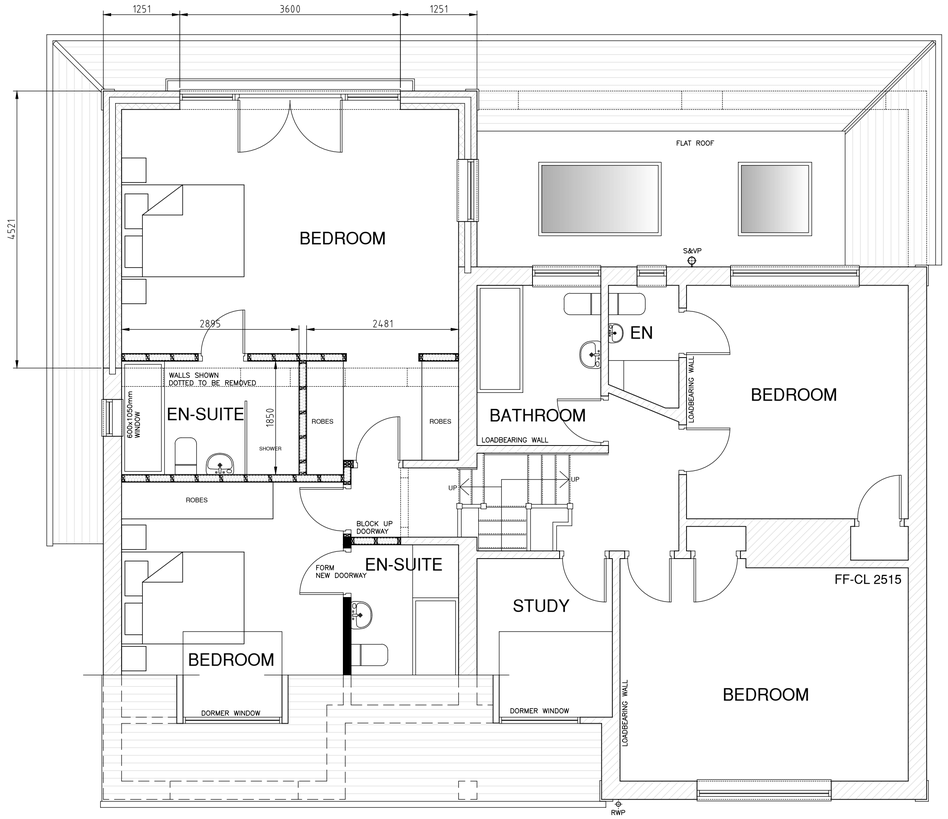

PROPOSED FIRST FLOOR PLAN 1:50

NOTE: THIS DRAWING TO BE READ IN CONJUNCTION WITH BUILDING REGULATION NOTES REF No SRH/1205/BREGS AND STRUCTURAL ENGINEERS DETAILS.

PROPOSED REAR ELEVATION 1:100

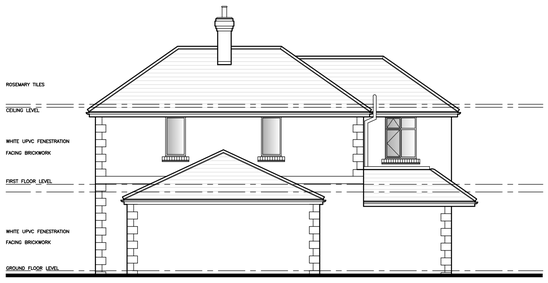

PROPOSED SIDE ELEVATION 1:100

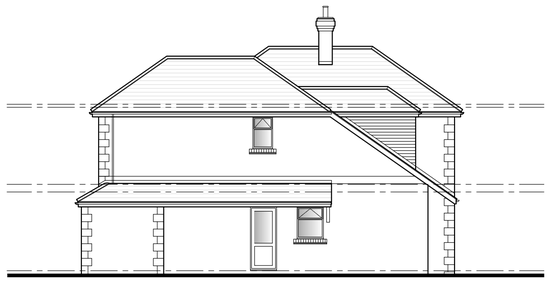

PROPOSED SIDE ELEVATION 1:100

s r h

DESIGN SOLUTIONS

ARCHITECTURAL CONSULTANCY

17 St Catherines Road, Harrogate, HG2 8JZ
www.srhdesignsolutions.co.uk 07827 737905

project
PROPOSED EXTENSION AND ALTERATIONS
35 MOOR LANE, YORK
YO24 2QX

client
Mr I Paton

drawing title
PROPOSED FLOOR PLANS
SECTIONS AND ELEVATIONS

scale	date	drawn
1:50 & 1:100 @A1	19/03/2021	SRH

status	checked
For Information	SRH

drawing number	revision
20/1205/02	B