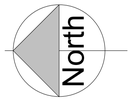

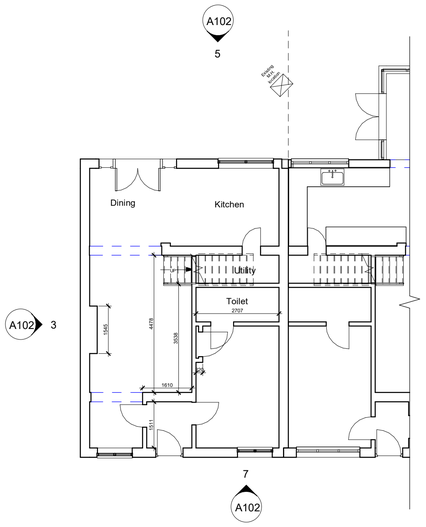

1 Existing Ground Floor
1 : 100

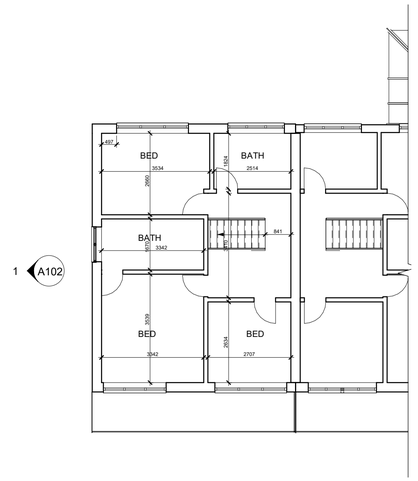

2 Existing First Floor
1 : 100

FIGURE B.24
TYPICAL INSPECTION CHAMBER DETAIL - TYPE E

Depth from cover level to soffit of pipe up to 1 m
Rigid material construction

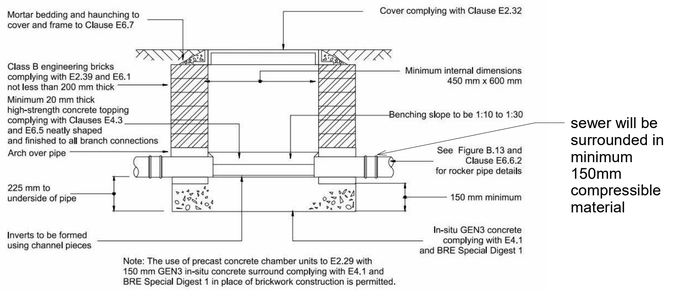

sewer will be surrounded in minimum 150mm compressible material

Note: The use of precast concrete chamber units to E2.29 with 150 mm GEN3 in-situ concrete surround complying with E4.1 and BRE Special Digest 1 in place of brickwork construction is permitted.

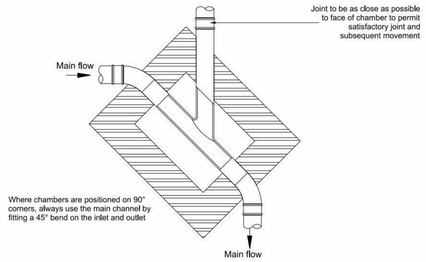

Note: Where the access chamber is in the highway (including any footway), the highway authority can have specific requirements.

Not to scale

TYPICAL DRAIN DETAIL
THROUGH FOUNDATION (nts)

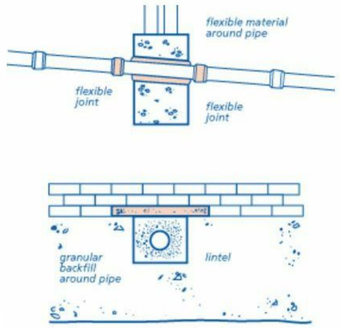

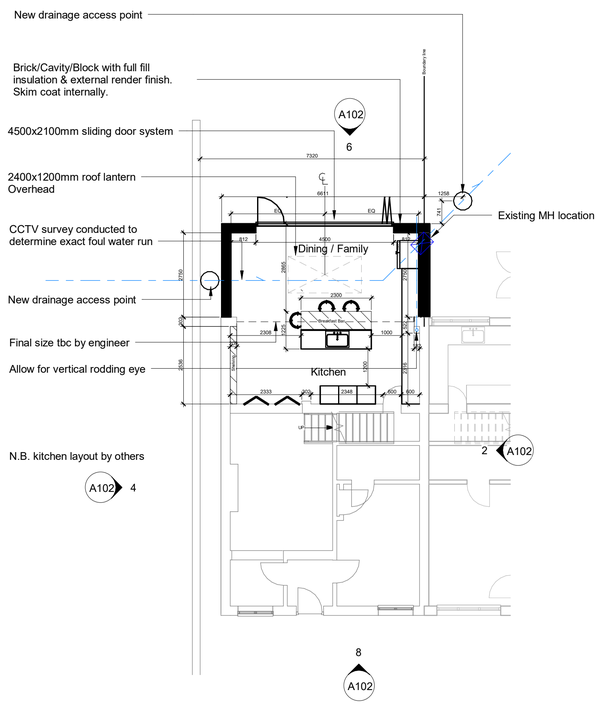

3 Proposed Ground Floor
1 : 100

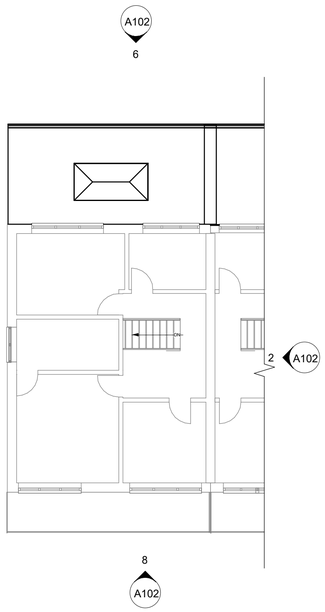

4 Proposed First Floor
1 : 100

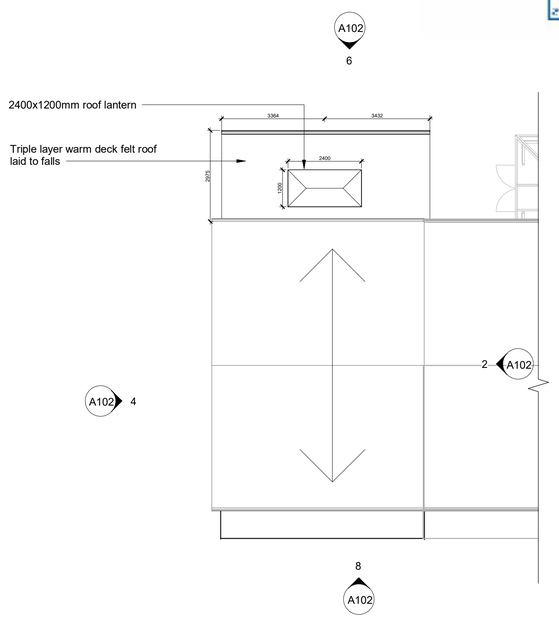

6 Proposed Roof
1 : 100

0m 2m 4m 6m 8m 10m
1:100 @ A1

HOPE
DESIGN STUDIO

Unit 2 Barn Farm
Heath Road, Ramsden Heath,
Essex, CM11 1LZ
email: Info@hopeds.com Tel: 01245 790986
www.hopeds.com

DO NOT SCALE FROM THIS DRAWING.
Dimensions are stated for guidance only.
The contractor is to verify all dimensions & boundary positions on site before commencement and prior to making workshop drawings or purchasing materials.The Contractor should in accordance with the Building Regulations meet the Building Inspector on site before commencement of any works.
Structural engineer to identify all required beams and supports & provide full calculations and sizing as required.
Structural engineer to be consulted at key stages throughout project.
Client approval required on ALL finishes prior to ordering.
All cladding systems shall comply with BS8605-1:2014, BS8414-1/2 & installed to manufacturers specifications.

No.	Description	Date

Mrs H Hope

4 Felsted Road, Billericay

Existing/Proposed Plans

Project number	HDS-127
Date	May 2021
Drawn by	PNB
Checked by	DCH
A101	
Scale @ A1	1 : 100

10/06/2021 11:27:28