



Composite front door



Feature screen

Windows



EXAMPLES OF GREY  
ALUMINIUM EXTERNAL  
JOINERY

PROPOSED DETACHED  
DWELLING,  
PLOTS 9, 11 & 13  
PHASE 1, THE GLADE  
WYLLIE


## EXTERNAL CLADDING





Gutters and downpipes

Fascia

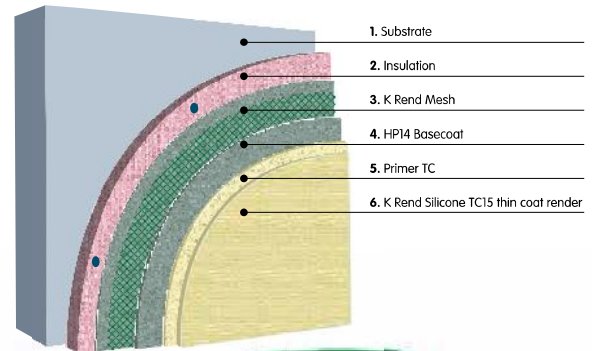


Hollow clad soffit


# SILICONE THIN COAT (TC)

Silicone TC	Primer TC
<p>Silicone TC is a ready to use organic resin render which is applied to provide a low maintenance textured finish. It is available in different textures and a wide variety of colours. Prior to application the substrate should be primed using Primer TC.</p> <p><b>Require:</b></p> <p>Silicone TC 15: 2.5 kg / sq m approx. Silicone TC 30: 5.0 kg / sq m approx.</p> <p><b>Product classification according to BS EN 15824:2009</b> Coating Material DIN 18558 – P Org 1</p> <p>A water-dilutable product for exterior and interior use.</p> <p>Water vapour permeability – Category V 2; Water absorption – Category W 3; Adhesion - 0.65 MPa; Thermal Conductivity: <math>\lambda</math> 10, dry (P=50%) = 0.83, <math>\lambda</math> 10, dry (P=90%) = 0.93;</p> <p>Reaction to fire - Class B-s2,d0</p> <p><b>Product Classification (DIN 18558)</b> Coating Material DIN 18558 – P Org 1</p>	<p>Primer TC is a low odour, ready to use primer which is quick and easy to apply by brush, roller or spray. It is available in a wide range of colours which are co-ordinated to the colour of the Silicone TC topcoat.</p> <p>Primer TC should be used after the application of K Rend base coat and before Silicone TC.</p> <p><b>Require:</b> Primer TC – 0.25 kg / sq m approx.</p> <p><b>Composition:</b> A water-dilutable Acrylic resin dispersion.</p>

The Thin Coat range is particularly suitable where lightweight render systems are required, such as an external wall insulation system (illustrated below).



All full colour illustrations shown in this brochure are as accurate as the printing process will allow. It is important that a sample is obtained as we recommend colours be verified against K Rend Thin Coat samples before ordering.



## ARGENT<sup>®</sup> Paving



Complete The Look  
Recommend: Steps p45 Walling p92 Edging p104 Decorative Aggregates p102 Paths p128



CONTEMPORARY PAVING

## Ultimate contemporary chic and sophistication

The ultimate in contemporary chic, Argent paving brings together an attractive blend of high quality British granite aggregates to create a smart, sophisticated and modern finish. Ideal for creating a host of geometric patio patterns, with a full range of co-ordinating hard landscaping products for the perfect finish.

	Sizes mm (nominal)	No. Items/pack	No. /m <sup>2</sup>	m <sup>2</sup> /pack	Colours	Order Select
Smooth	400 x 400 x 38	60	6.3	9.6	LT DK	✓
Coarse	400 x 400 x 38	60	6.3	9.6		
Smooth	600 x 600 x 38	25	2.8	9.0		
Coarse	600 x 600 x 38	25	2.8	9.0		

- 1: ARGENT, Smooth Light (LT)
- 2: ARGENT, Coarse Light (LT)
- 3: ARGENT, Smooth Dark (DK)
- 4: ARGENT, Coarse Dark (DK)

Main image: ARGENT Paving, Smooth Dark (DK) and Smooth Light (LT), MARSHALITE Walling, Rustic Ash Multi (AM)  
Designed and Installed by Darren Smith Award Winning Driveways & Patios, Louth

Secondary Image: ARGENT Paving, Smooth Light (LT) and ARGENT, Smooth Dark (DK)

This product comes with specific installation guidelines. Please contact our Technical Advisory Team on 0370 411 2233 or visit our website [www.marshalls.co.uk](http://www.marshalls.co.uk) prior to installation.

For more product notes see p106-107 or website

# Driveway, Patio & Path Collection



INNOVATORS IN  
**FORMPAVE**  
PERMEABLE PAVING

a Forterra brand

## Conventional

### Classic Combined Paving

The Ecogranite and Chartres collections of Conventional Classic Combined Paving comprises 3 paver sizes: small, medium and large and in 3 and 5 stunning colourways respectively. See pages 6-7 and pages 10-13 for details.



### Cobbles

The Ecogranite and Chartres collections of Conventional Cobbles emulate the old stone traditionally used in rural and heritage sites, providing a high class finish and a variety of traditional colours. See pages 8-9 and pages 14-15 for details.



### Paving

The Royal Forest collection of Conventional Paving is the solid and reliable rectangular paving range. Available in a distinctive range of 8 colours which can be easily combined to create individual patterns and designs. See pages 16-17 for details.



## Permeable

### Permeable Combined Paving

The Aquasett collection of Permeable Combined Paving comprises 3 paver sizes: small, medium and large and available in 4 colours and 2 contemporary finishes. See pages 18-19 for details.



### Permeable Paving

The Aquapave collection of Permeable Paving is available in a distinctive range of 5 colours which can be easily combined to create individual patterns and designs. See pages 20-21 for details.



The Aquasett and Aquapave collections form part of the Aquaflow® Permeable Paving System. See pages 22-23 for details.

For more information contact us  
Tel: 01594 836999  
Email: [sales@formpave.co.uk](mailto:sales@formpave.co.uk)  
Web: [www.formpave.co.uk](http://www.formpave.co.uk)



Chartres Cobbles



Royal Forest Paving



# Royal Forest

Paving





Royal Forest Paving in Vendage



Royal Forest Paving in Red Brindle



Royal Forest Paving in Vendage



Royal Forest Paving in Golden Brindle




Charcoal Grey



Autumn Yellow



Golden Brindle



Natural



Red Brindle



Vendage



Purbeck



Burnt Red

The Royal Forest Paving collection is a solid, reliable rectangular paving range, available in eight distinctive colours which can easily be combined to create individual patterns and designs. Kerbs and accessories are available to complement the range.


See page 27 for product technical information.

# Cambrian Slate

Cambrian Slate has a proven track record even on pitches as low as 15° and, while light in weight, its unique three-point fixing makes it suitable for even the most exposed sites.

## KEY ADVANTAGES

- Interlocking, reconstituted slate
- Riven surface and dressed edges
- Weathers like natural slate
- Four classic colours and finishes
- 60-year product guarantee
- Awarded BBA certification, number 874/1907



## PRODUCT DATA

<b>Size (overall)</b>	330x336mm
<b>Minimum Pitch and Headlap</b>	15° at 75mm headlap/ 25° at 50mm headlap <small>(The minimum pitch is based on a maximum rafter length of 10 metres. For rafter lengths greater than this, please contact Technical Services on +44 (0) 330 123 4585)</small>
<b>Maximum Pitch (subject to fixing specification)</b>	90°
<b>Minimum Headlap</b>	50mm
<b>Maximum Headlap</b>	90mm
<b>Minimum Gauge/Batten Spacing</b>	210mm
<b>Maximum Gauge/Batten Spacing</b>	below 25° 225mm/25° and over 250mm
<b>Hanging Length (approx.)</b>	294mm
<b>Cover (all figures are net and do not allow for wastage)</b>	
Linear cover of 1 slate	300mm
Covering capacity	14.8 slates/m <sup>2</sup> at 225mm gauge / 13.3 slates/m <sup>2</sup> at 250mm gauge
<b>Weight</b>	18kg/m <sup>2</sup> at 225mm gauge / 17kg/m <sup>2</sup> at 250mm gauge
per pallet, including pallet (approx.)	0.76 tonnes
per 1000	1.24 tonnes
<b>Battens Required (at max. gauge)</b>	4.0m/m <sup>2</sup>
<b>Batten Size</b>	
Rafter centres up to 450mm	38 x 25mm
Rafter centres up to 600mm	50 x 25mm
<b>Fixing Clips</b>	Eaves, Verge & Slate Clips
<b>Nail Size for Slates*</b>	30 x 2.65mm (S/S)
<b>Pallet Quantities</b>	Slates per pallet 600 / slates per pack 10 / packs per pallet 60

\* (S/S) Stainless Steel Annular ring shanked



## FITTINGS & ACCESSORIES

### VERGE

Ambi-Dry Verge

### HIP PRODUCTS

Universal Angle Hip  
Dry Hip  
Rapid Hip  
Mitred Hip

### VALLEY PRODUCTS

Cambrian GRP Valley  
Dry Valley

### RIDGE PRODUCTS

Universal Angle Ridge  
Universal Angle Monoridge

### VENTILATION SYSTEMS

RedVent EavesVent  
RedVent 25 Over-Fascia Vent  
Rapid EavesVent  
Top Edge Abutment Ventilation  
DryVent Ridge  
Rapid Vented Ridge  
Uni-Vent Rapid Ridge/Hip  
DryVent Monoridge  
4.5k ThruVent Tile



## EXTERNAL CLADDING

