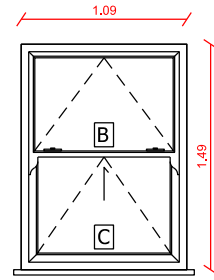


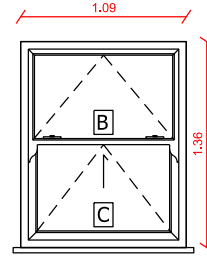
All details and specifications to be confirmed by manufacturer.

All windows to be white coloured uPVC with double glazing.



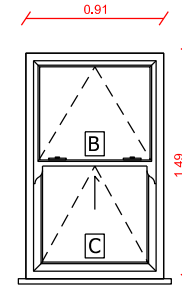
Window model: "Ultimate Rose"  
Manufacturer: Roseview windows  
Window style: uPVC sash window

01 PROPOSED SASH WINDOW  
1:50@A3



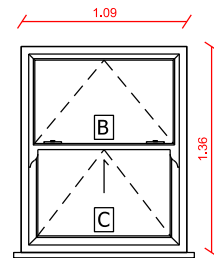
Window model: "Ultimate Rose"  
Manufacturer: Roseview windows  
Window style: uPVC sash window

02A PROPOSED SASH WINDOW  
1:50@A3



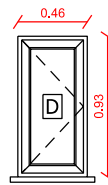
Window model: "Ultimate Rose"  
Manufacturer: Roseview windows  
Window style: uPVC sash window

03 PROPOSED SASH WINDOW  
1:50@A3



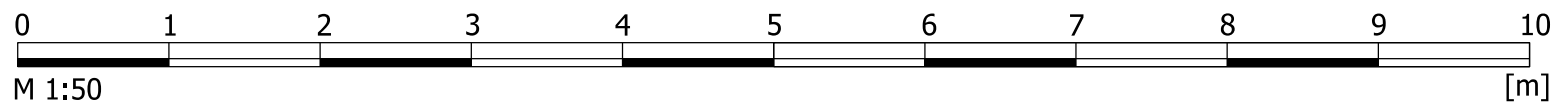
Window model: "Ultimate Rose"  
Manufacturer: Roseview windows  
Window style: uPVC sash window

02B PROPOSED SASH WINDOW (FROSTED GLASS)  
1:50@A3



Window model: "Ultimate Rose"  
Manufacturer: Roseview windows  
Window style: uPVC casement window

04 PROPOSED CASEMENT WINDOW  
1:50@A3



windsorpatania  
architects

- This drawing remains copyright of Windsor & Patania Architects and may not be reproduced or copied without consent in writing.
- Print out to actual scale. Do not scale drawing using figured dimensions only. All dimensions to be cross-checked on-site by the appointed contractor prior to manufacture and construction.
- Any discrepancies between site and drawings to be reported to the Windsor & Patania Architects immediately.
- Read in conjunction with all relevant drawings and documentation produced by other consultants.
- All structural elements to be agreed with local authority Building Control prior to commencement of works.
- Attention is drawn to the provisions of the party wall act 1996. Legal boundaries should be determined by others.
- All suggested demolition works to be reviewed by a Structural Engineer and to be assessed on site prior to demolition.
- All areas are approximate and are to be used for indicative purposes only. Areas don't take into account possible variations related to the impact of Site Conditions, Structure, Drainage and M&E.
- Windsor & Patania Architects accepts no liability for any expense, loss or damage of whatsoever nature and however arising from any variation made to this drawing or in the execution of the work to which relates which has not been referred to them and their approval obtained.
- Contractors to be responsible for the design and supply of all temporary works (i.e. bracing, propping, shoring, tying, etc.) and the security, stability, and safety of the building works.

TOTAL NO. PROPOSED WINDOWS:

Window - Type 1: 5  
Window - Type 2A: 1  
Window - Type 2B: 1  
Window - Type 3: 1  
Window - Type 4: 1

WINDOW NAMING

Opening of the window is specified using a "V" shape. The open end of the "V" determines where the hinge is. The arrow point shows the side on which the handle is positioned.

- A - Fixed window panel
- B - Top Light opening window with sash (fill)
- C - Bottom Light opening window with sash (fill)
- D - Casement window

Architect  
info@windsorpatania.com  
London: 020 3011 2997  
Cambridge: 01223 776 997  
Liverpool: 0151 665 0997

client  
**AARIF MERALI**  
Silverline Ltd  
107 St Albans Road, Watford, Herts

FULL PLANNING APPLICATION

Address  
Flat 107, St Albans Road, Watford, WD17 1RD

drawing title

PROPOSED WINDOWS ABACUS

date	scale	rev
JUNE 2021	1:100@A3	GFS
drawing number	sheet no.	rev
S-05	5 OF 5	-