

Notes:

The original of this drawing was produced in colour - a monochrome copy should not be relied upon.

Do not scale from this drawing.

Tree locations were plotted using onsite features at the time of the survey.

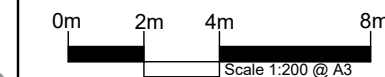
Trees on this site are protected under The City of Sunderland Tree Preservation (No. 80) Order, 1992.

MWA Tree No.	TPO Tree No.
T1	T96
T2	T97
T3	T94
T4	T95
T5	T24

We note that the species of T4 does not match that in the TPO, but the location on the plan supersedes the species in the schedule.

It is an offence to damage any part of a protected tree, including the roots. It will therefore be necessary to obtain prior consent for any works that affect these trees.

Full planning permission supersedes this protection in relation to the development. Subsequent works would require permission in the usual manner.



Redburn

MWA Key

● T2 ○ ○ ○ ○ ○

Tree No. & Stem Location Category 'B' Tree Category 'C' Tree Root Protection Area Tree Protection Fencing Ground Protection

Tree Categories

Trees have been assigned a category in accordance with Table 1 of BS 5837:2012 'Trees in Relation to Design, Demolition and Construction'. The category is shown by the colour of the canopy edge (and canopy hatch where present).

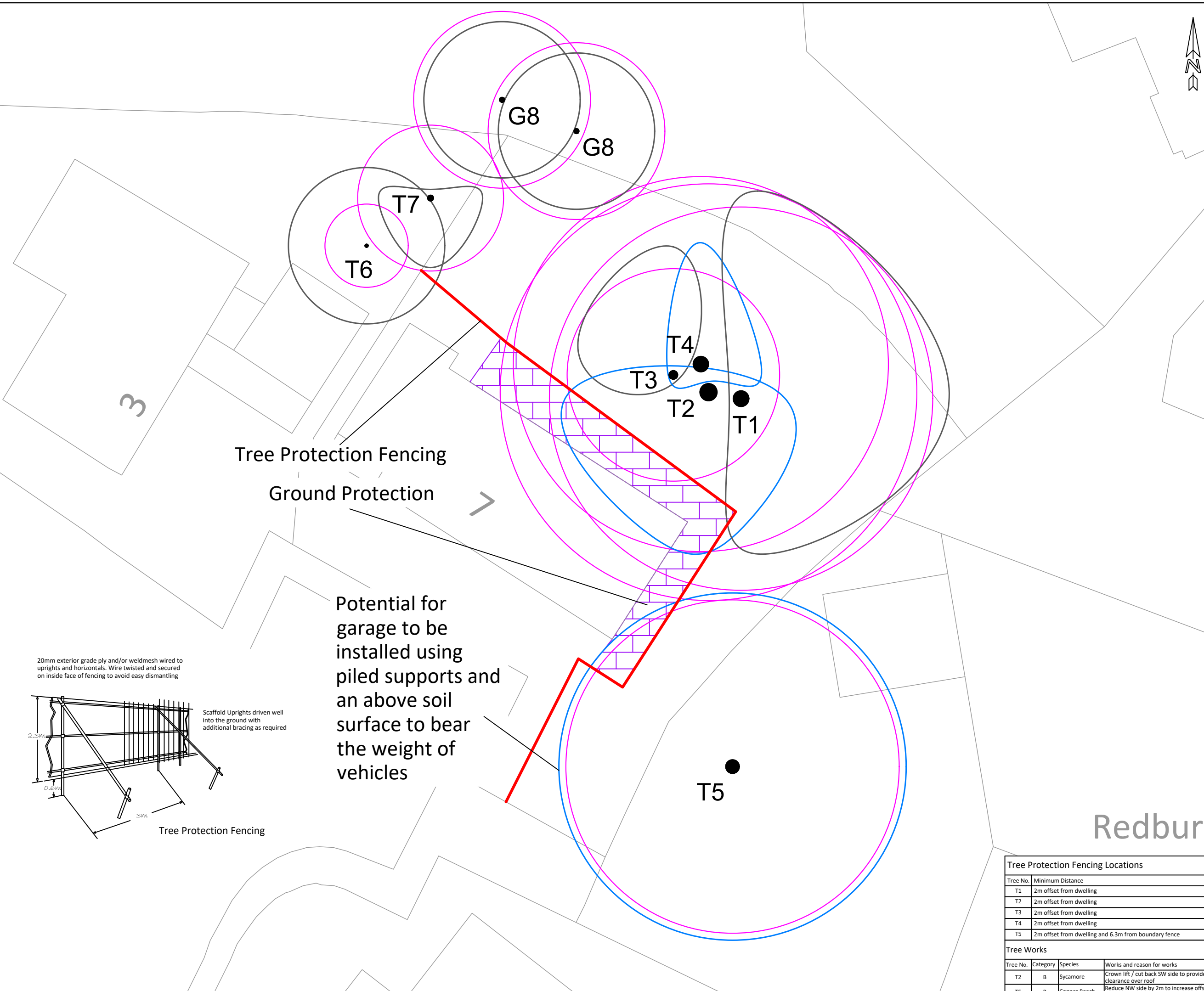
- Categories are shown as below:
- Category 'A' - Tree of high quality and value - **Green**
 - Category 'B' - Tree of moderate quality and value - **Blue**
 - Category 'C' - Tree of low quality and value - **Grey**
 - Category 'U' - Tree of significantly reduced potential - **Dark Red**

Tree Protection Fencing Locations

Tree No.	Minimum Distance
T1	2m offset from dwelling
T2	2m offset from dwelling
T3	2m offset from dwelling
T4	2m offset from dwelling
T5	2m offset from dwelling and 6.3m from boundary fence

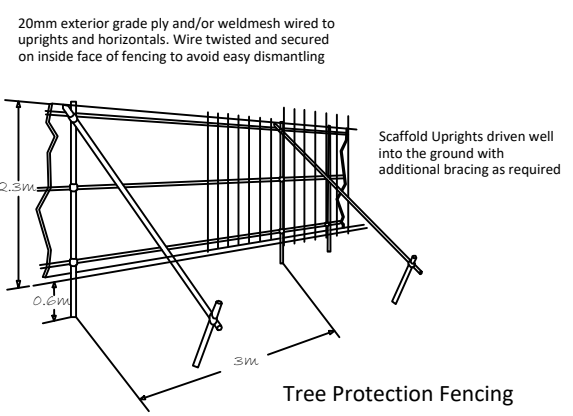
Tree Works

Tree No.	Category	Species	Works and reason for works
T2	B	Sycamore	Crown lift / cut back SW side to provide clearance over roof
T5	B	Copper Beech	Reduce NW side by 2m to increase offset to dwelling
T6	C	Silver Birch	Cut back to boundary



Tree Protection Fencing
 Ground Protection

Potential for garage to be installed using piled supports and an above soil surface to bear the weight of vehicles



Tree Protection Fencing