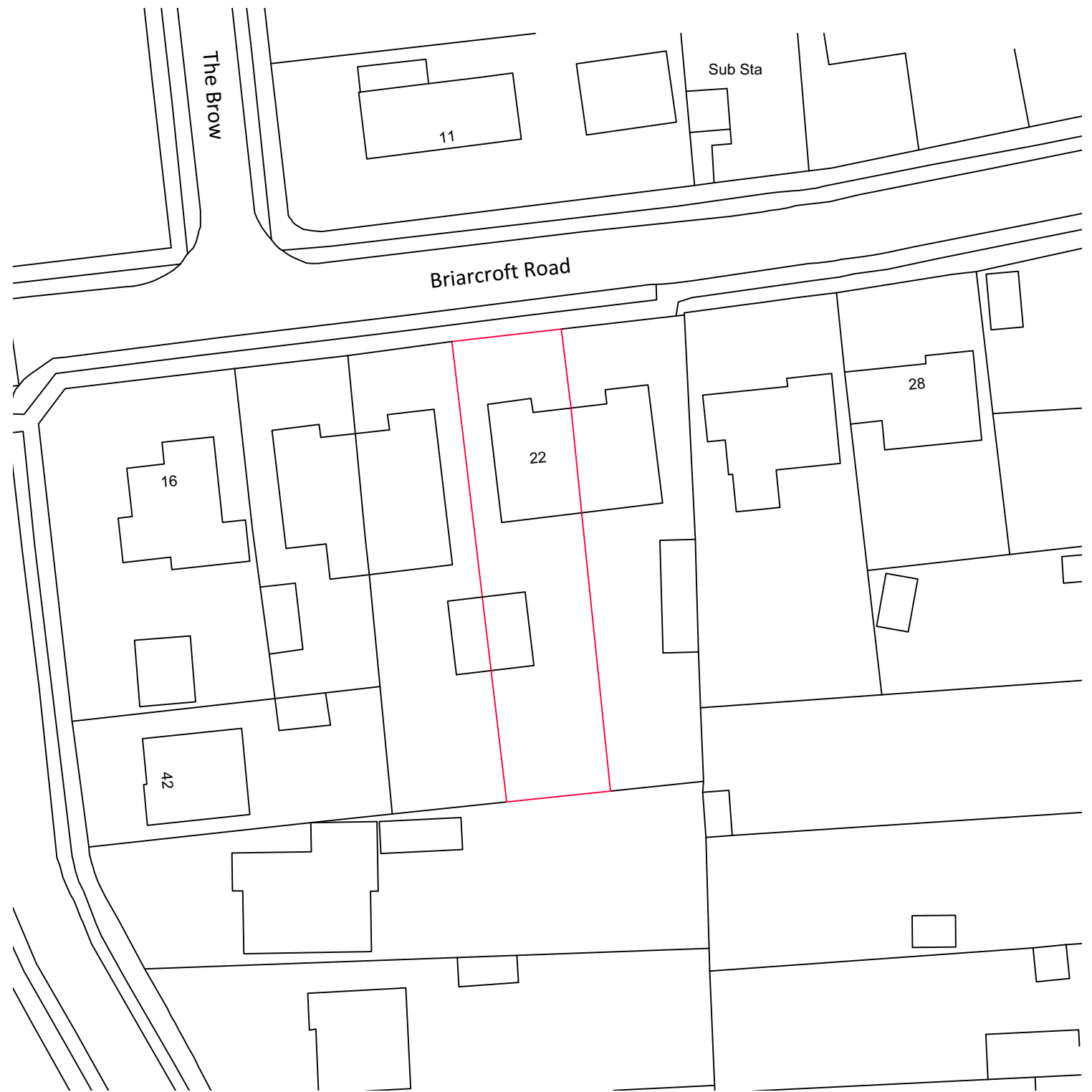




1 **Location Plan**
Scale: 1:1250



2 **Block Plan**
Scale: 1:500

Disclaimer:

This drawing is the copyright of archangels ARCHITECTS Ltd and may not be reproduced or used except by written permission.

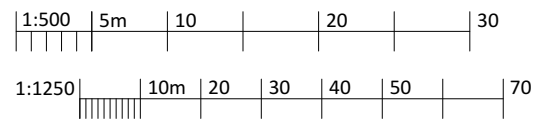
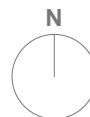
Figured dimensions to have precedence over scaling. Check all site dimensions prior to fabrication. Refer any discrepancies found to archangels ARCHITECTS Ltd.

Revisions:

** dd/mm/yyyy **

**PENDING APPROVAL FROM
LA PLANNING DEPARTMENT**

Checked



Dwg No. 20159-P-001

Drawing Title Location & Block Plan
Address 22 Briarcroft Road, Woodingdean, BN2 6LL
Client Jo Clemente and Richard Welsh
Scale 1:1250 & 1:500 @ A3
Stage Planning
Drawn by DS
Checked by RZ

archangels
ARCHITECTS

create your dream home

archangels ARCHITECTS Ltd
 3 dorset place, brighton BN2 1ST
 e: info@aaarchitects.co.uk, t: 01273 267184
 www.aaarchitects.co.uk