

Drawing
Technical

info@drawingtechnical.co.uk
07845656848

Site Address: 22 Keydell Close
Waterlooville
Hampshire
PO8 9TB

Drawing Title: Existing
Elevations

Client Name: Mr Matt Turner

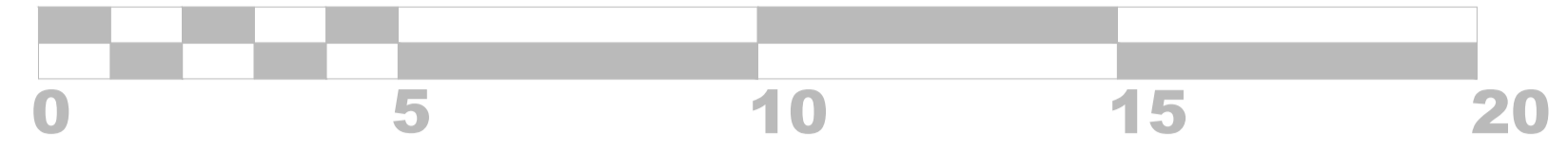
Job No. DT121 Scale A1 Date 07/05/2021

Revision A Drawing No. 2 Drawn By LA

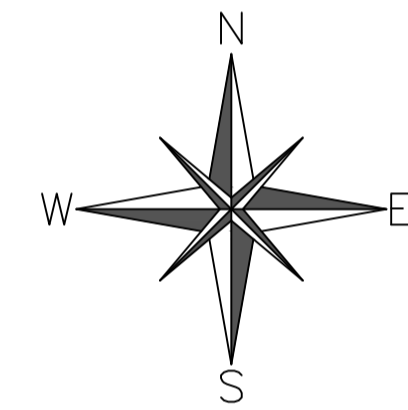
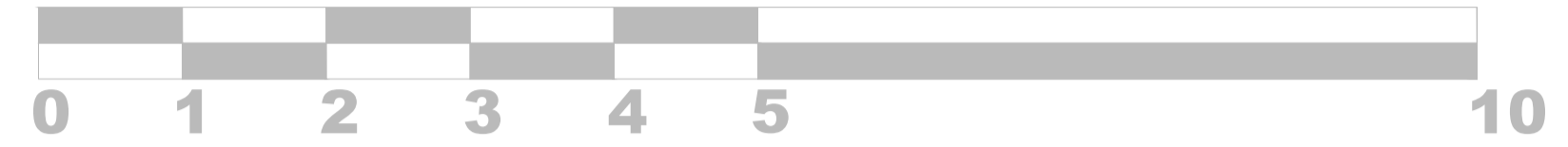
Drawing Notes
The contents of this drawing are copyright to Drawing Technical and may not be altered, copied or reproduced without written consent.
Contractor must verify all dimensions and report any discrepancies before putting work in hand.
Drawings for PLANNING purpose only and hence do not scale from this drawing.

Rev	Description	Date
-----	-------------	------

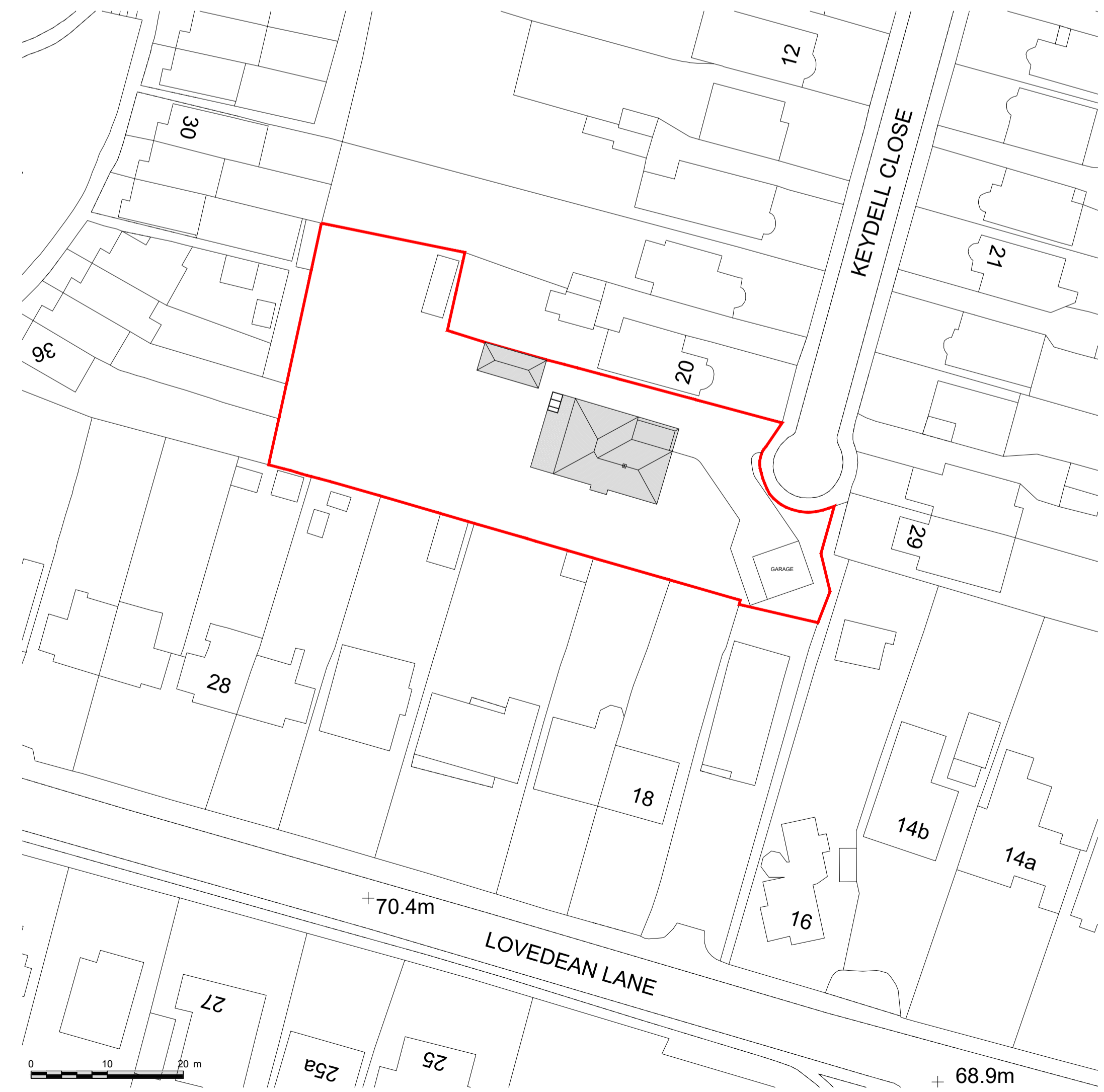
SCALE BAR 1:100



SCALE BAR 1:50



Existing Location Plan
1:500
OS 100047474



Existing Principal Elevation
1:100

Existing Side Elevation
1:100



Existing Rear Elevation
1:100

Existing Side Elevation
1:100



Existing Garage Side
Elevation
1:100

Existing Garage Front
Elevation
1:100

Existing Garage Side
Elevation
1:100

Existing Garage Rear
Elevation
1:100