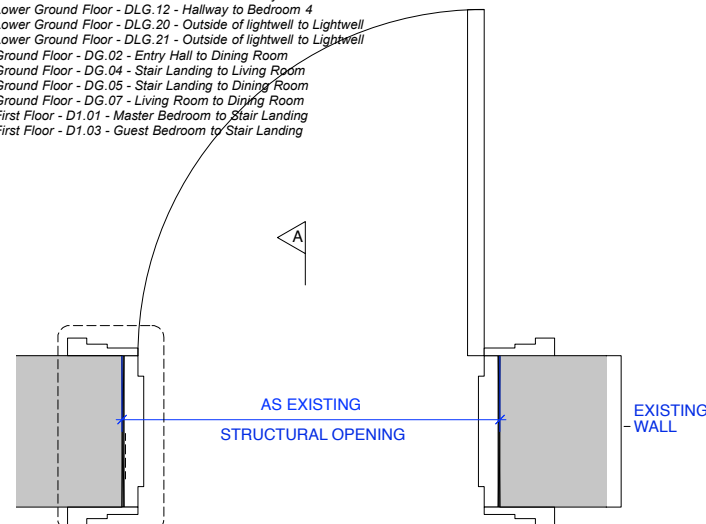


**INTERNAL ELEVATION**

**SINGLE SWING DOOR**  
SCALE 1:10 AT A1, 1:20 AT A3

**Locations:**

- Basement - DB.04 - Hallway to Media Room
- Lower Ground Floor - DLG.01 - Hallway to Kitchen
- Lower Ground Floor - DLG.02 - Hallway to Bedroom 2
- Lower Ground Floor - DLG.05 - Bedroom 3 to Bedroom 3 Landing
- Lower Ground Floor - DLG.06 - Utility to Bedroom 3 Landing
- Lower Ground Floor - DLG.07 - Utility to Laundry/Store
- Lower Ground Floor - DLG.10 - Plant to Laundry/Store
- Lower Ground Floor - DLG.12 - Hallway to Bedroom 4
- Lower Ground Floor - DLG.20 - Outside of lightwell to Lightwell
- Lower Ground Floor - DLG.21 - Outside of lightwell to Lightwell
- Ground Floor - DG.02 - Entry Hall to Dining Room
- Ground Floor - DG.04 - Stair Landing to Living Room
- Ground Floor - DG.05 - Stair Landing to Dining Room
- Ground Floor - DG.07 - Living Room to Dining Room
- First Floor - D1.01 - Master Bedroom to Stair Landing
- First Floor - D1.03 - Guest Bedroom to Stair Landing



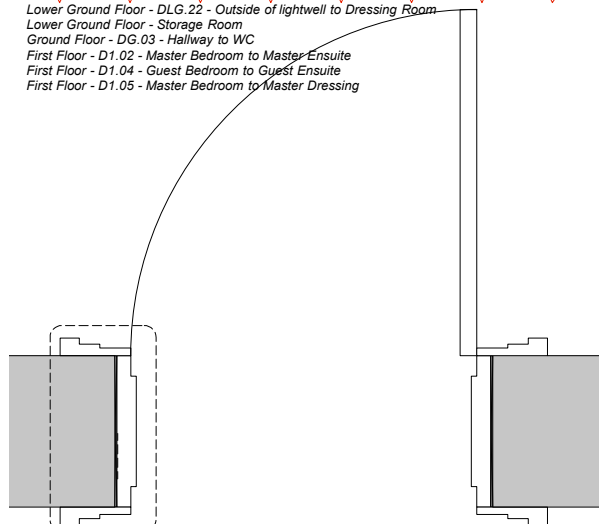
**PLAN**  
**SINGLE SWING DOOR**  
SCALE 1:10 AT A1, 1:20 AT A3

**INTERNAL ELEVATION**

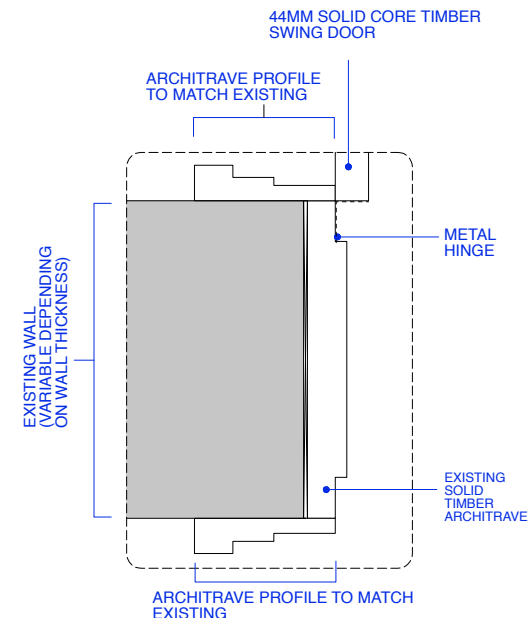
**SINGLE SWING DOOR (TWO-PANELS)**  
SCALE 1:10 AT A1, 1:20 AT A3

**Locations:**

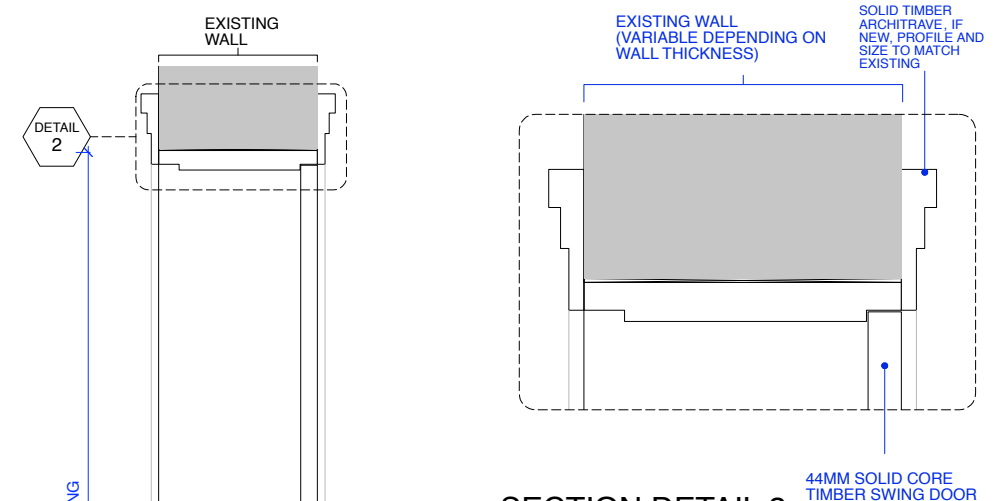
- Basement - DB.03 - Hallway to WC
- Lower Ground Floor - DLG.13 - Hallway to Bedroom 5
- Lower Ground Floor - DLG.03 - Bedroom 2 to Ensuite 2
- Lower Ground Floor - DLG.08 - Laundry Room to Powder Room
- Lower Ground Floor - DLG.09 - Dressing Room to Ensuite 3
- Lower Ground Floor - DLG.11 - Bedroom 4 to Ensuite 4
- Lower Ground Floor - DLG.15 - Bedroom 5 to Ensuite 5
- Lower Ground Floor - DLG.22 - Outside of lightwell to Dressing Room
- Lower Ground Floor - Storage Room
- Ground Floor - DG.03 - Hallway to WC
- First Floor - D1.02 - Master Bedroom to Master Ensuite
- First Floor - D1.04 - Guest Bedroom to Guest Ensuite
- First Floor - D1.05 - Master Bedroom to Master Dressing



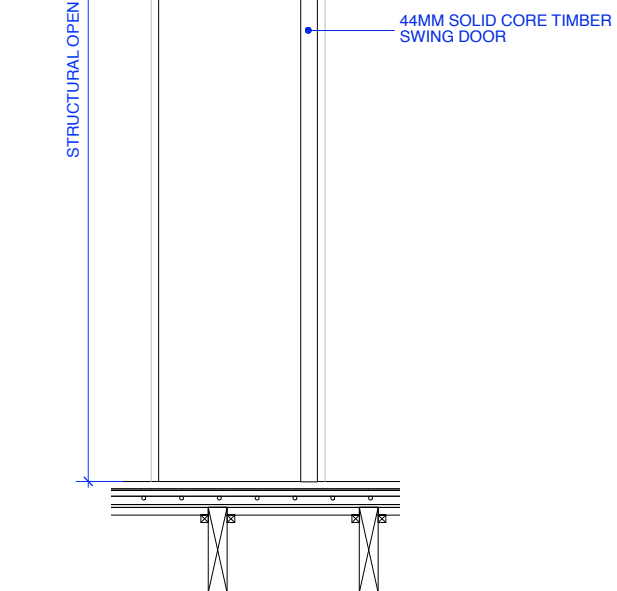
**PLAN**  
**SINGLE SWING DOOR (TWO PANEL)**  
SCALE 1:10 AT A1, 1:20 AT A3



**PLAN DETAIL 1**  
**DOOR JAMB**  
SCALE 1.5 AT A1, 1:5 AT A3



**SECTION DETAIL 2**  
**DOOR HEAD**  
SCALE 1.5 AT A1, 1:10 AT A3



**SECTION AA**  
**DOUBLE SWING DOOR**  
SCALE 1:10 AT A1, 1:20 AT A3

**GENERAL NOTES**  
DO NOT SCALE FROM DRAWINGS. ALL DIMENSIONS TO BE CHECKED ON SITE. REPORT OMISSIONS AND DISCREPANCIES TO THE ARCHITECT IMMEDIATELY.  
REVISION DATES MARKED ON THE DRAWING ARE STATED IN THE FOLLOWING ORDER: YEAR, MONTH, DAY (YY.MM.DD).

**NOTES**  
NEW DOORS, SKIRTINGS + CORNICES TO FIRST FLOOR & LOWER GROUND FLOOR  
NEW WINDOWS AND GLAZED DOORS ARE TO MATCH THE STYLE OF THE EXISTING WINDOWS. ALL EXTERNAL WINDOWS AND GLAZED DOORS WILL BE FITTED WITH ACOUSTIC SINGLE GLAZING (REFER TO DRAWINGS 2033 AND 2034 AND SPECIFICATION)  
NEW DOORS THROUGHOUT ALL SKIRTING AND ARCHITRAVES TO REMAIN AS EXISTING AT GROUND FLOOR LIVING ROOM, DINING ROOM, KITCHEN WITH NEW DOOR LEAFS. NEW ARCHITRAVES TO MATCH EXISTING WHERE NECESSARY ON GROUND FLOOR.  
NEW FLOOR FINISHES ON ALL FLOORS BUT EXISTING LEVELS MAINTAINED UNLESS OTHERWISE NOTED.

**PLANNING LEGEND:**  
ANNOTATIONS IN BLUE DENOTE ITEMS OF SCHEME ALREADY APPROVED UNDER 18/07896/FULL & 18/07897/LBC  
ANNOTATIONS IN RED DENOTE NEW / ALTERED ITEMS FOR CONSIDERATION IN THIS APPLICATION

P3.	29.03.21.	FOR PLANNING [AS]
P2.	02.10.19.	FOR PLANNING [NL]
P1	31.08.18	FOR PLANNING [JR]

REV DATE NOTES

**moreno:masey**  
architects+interiors  
t +44 20 3142 6554  
www.morenomasey.com

PROJECT WILTON CRESCENT			
CLIENT LONDON REALTY			
DRAWING TITLE TYPICAL SWING DOOR DETAILS ARCHITRAVE			
SCALE AS STATED	DATE DEC 17	DRAWN JR	CHECK MR
PROJECT NO. 14028	DWG NO. 1936	REVISION P3	

DO NOT SCALE FROM DRAWINGS. ALL DIMS TO BE CHECKED ON SITE. REPORT OMISSIONS AND DISCREPANCIES TO ARCHITECT IMMEDIATELY. MORENO MASEY LTD