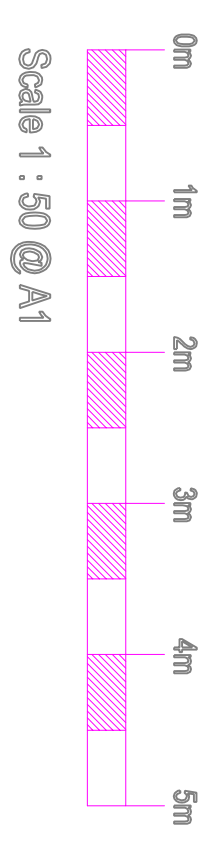


GROUND FLOOR PLAN
Scale 1 : 50



Public Footpath

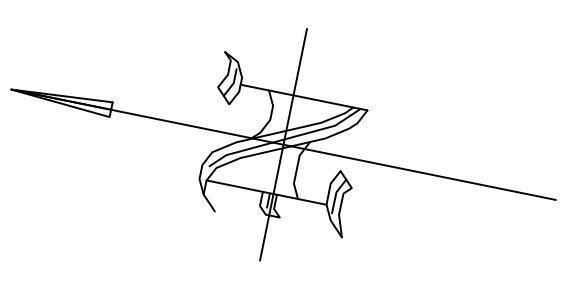
No. 337

REVISION A
Dimensions added as requested by the Local Planning Authority, June 2021.

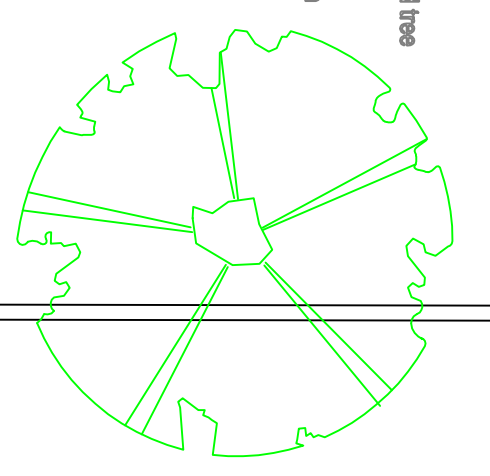
Architecture by
SIMC ASSOCIATES
CHARTERED BUILDING CONSULTANCY
Established 1983
212A Bedford Road, Kempston MK42 8BL
Tel: 01234 843589 Email: alexsimc@aol.com

Property
335 OLD BEDFORD ROAD
LUTON
BEDFORDSHIRE
LU2 7BL
Client
M.R. HARDEEP SINGH KULLAR

Title
PLANNING APPLICATION
Date
APR. 2021
Scale
AS SHOWN
Drawn by
SIMC
Drawing no.
20783 : 12A

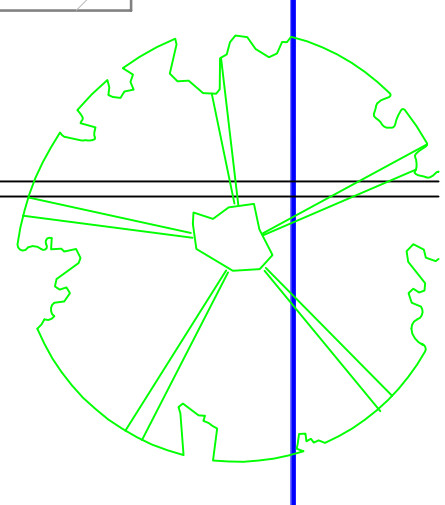


Undersized tree
Height 6m
Spread 3m
Cmth 0.25m



1.8m high
brick wall

1.8m high
brick wall



No. 333

10 586

3 690

3 010

4 900

900

3 037

10 586

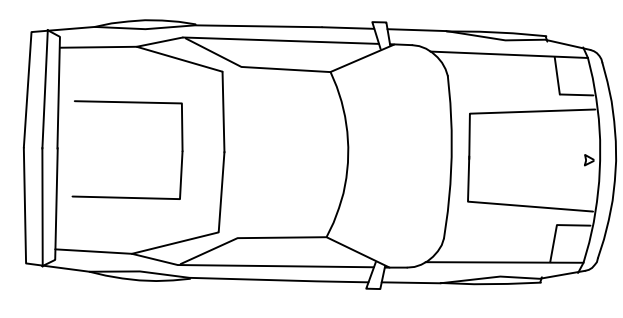
15 699

RWP

RWP

Line of canopy over

Line of balcony over



GARAGE

UTILITY ROOM
Roof lantern

DINING AREA
Roof lantern

LIVING ROOM
Roof lantern

KITCHEN

FAMILY AREA

SHOES

ENTRANCE HALL
Open to two floors

COATS

CORRIDOR

STUDY

PV
MH1

2.2m high
hedge