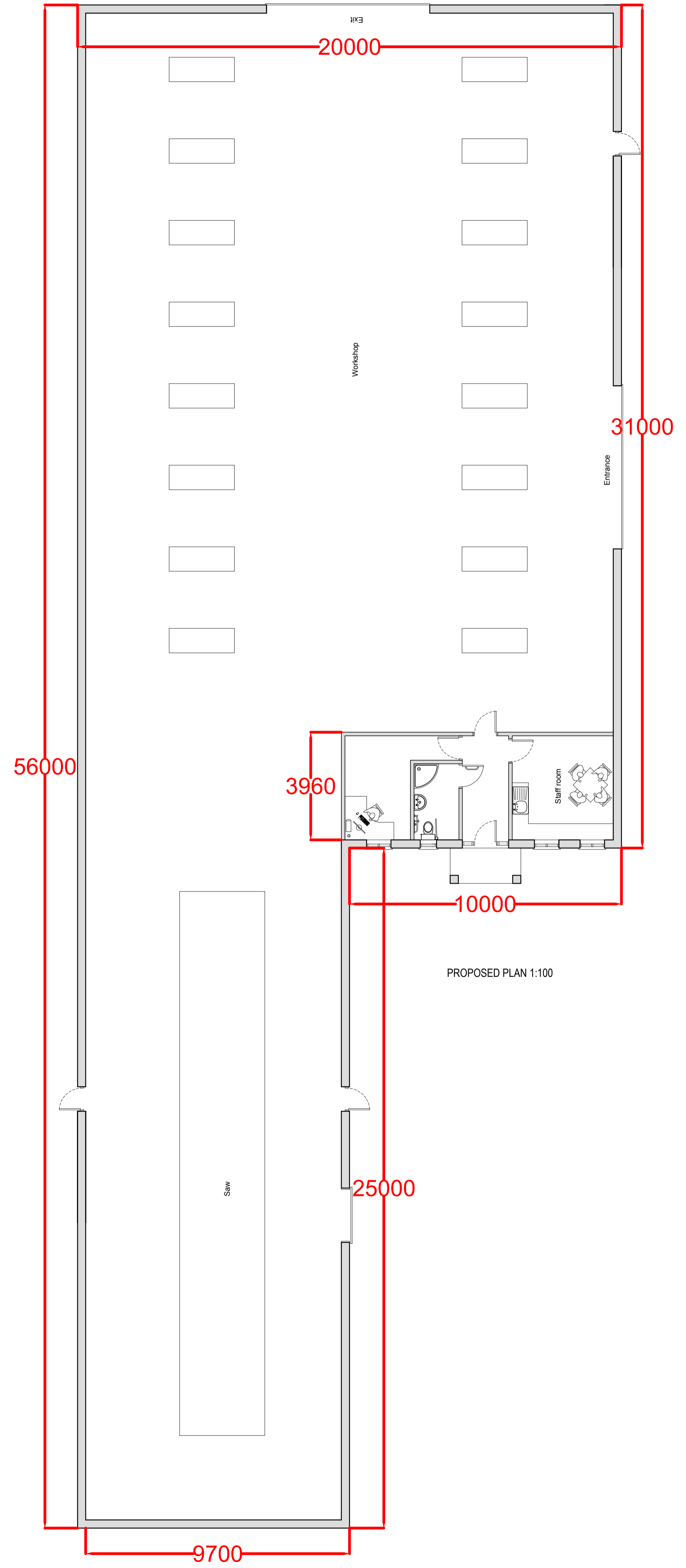
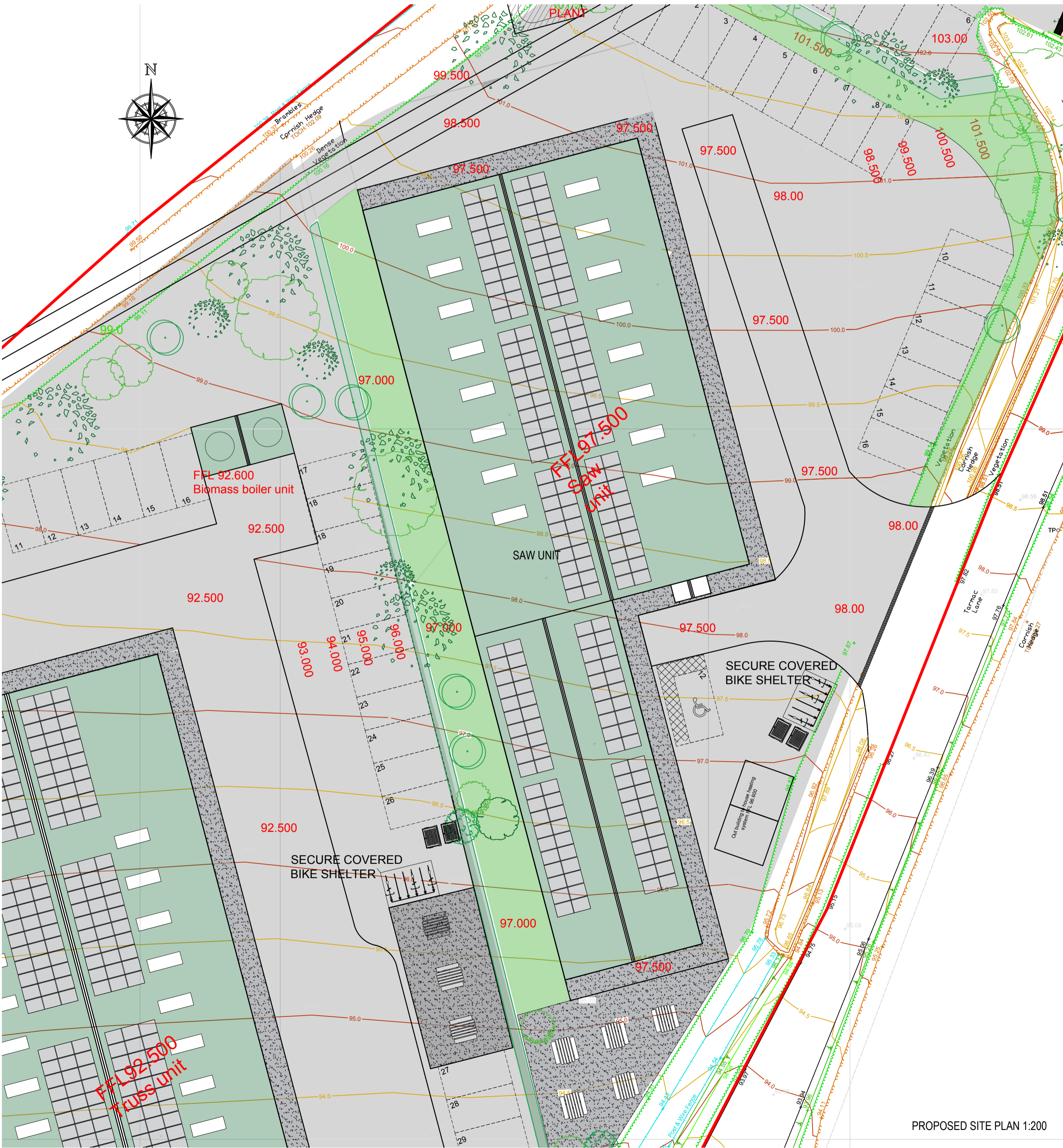
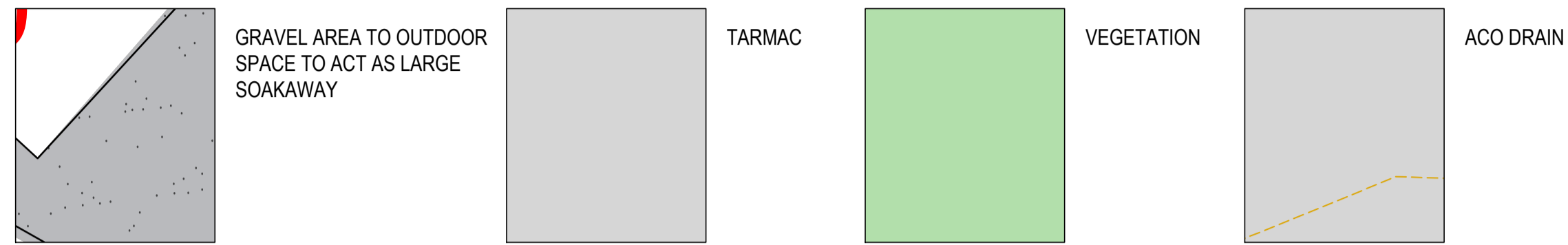


PROPOSED FINISHES:  
 Roof - Green metal profiled sheeting  
 Walls - Green metal profiled sheeting  
 Windows/ doors - Aluminum  
 Boundary- Retain existing. Graded banks with hedges for plot division  
 New levels indicated in red



NOTES. THIS DRAWING IS COPYRIGHT

- THIS DRAWING IS TO BE READ IN CONJUNCTION WITH DRAWINGS, DETAILS AND SPECIFICATIONS ISSUED FOR CONSTRUCTION PURPOSES BY OTHERS.
- THIS DRAWING HAS BEEN PREPARED TO OBTAIN PLANNING AND BUILDING REGULATORY DECISIONS ONLY. ALL CONTRACTORS MUST VISIT THE SITE FOR THEIR OWN ASSESSMENT WHEN PRICING.
- THE CONTRACTOR IS RESPONSIBLE FOR ALL DIMENSIONS AND FOR THE CORRECT SETTING OUT OF THE WORK ON SITE. ONLY FIGURED DIMENSIONS ARE TO BE USED. ANY DISCREPANCIES ARE TO BE REPORTED BEFORE PROCEEDING. DO NOT SCALE FOR CONSTRUCTION PURPOSES, IF IN DOUBT ASK.
- ALL MATERIALS AND WORKMANSHIP TO COMPLY WITH CURRENT BRITISH STANDARDS AND CODES OF PRACTICE.

rev C	Lower access widened, parking adjusted	26/05/21
rev B	Planning amendment	01/04/21
rev A	Design amendment	01/04/21

ISSUE **PLANNING APPLICATION**

CLIENT / SITE  
 Truro Timber Frame  
 Land at Nancemeer Farm  
 Mitchell  
 TR8 5JA

PROJECT  
 Proposed new office and industrial units

DETAILS  
 Proposed site plan and plan for saw unit

PLAN N°	03	SCALES	1:100 & 1:200 @ A1
3957	C	DATE	January 2020
		DRAWN	NB