


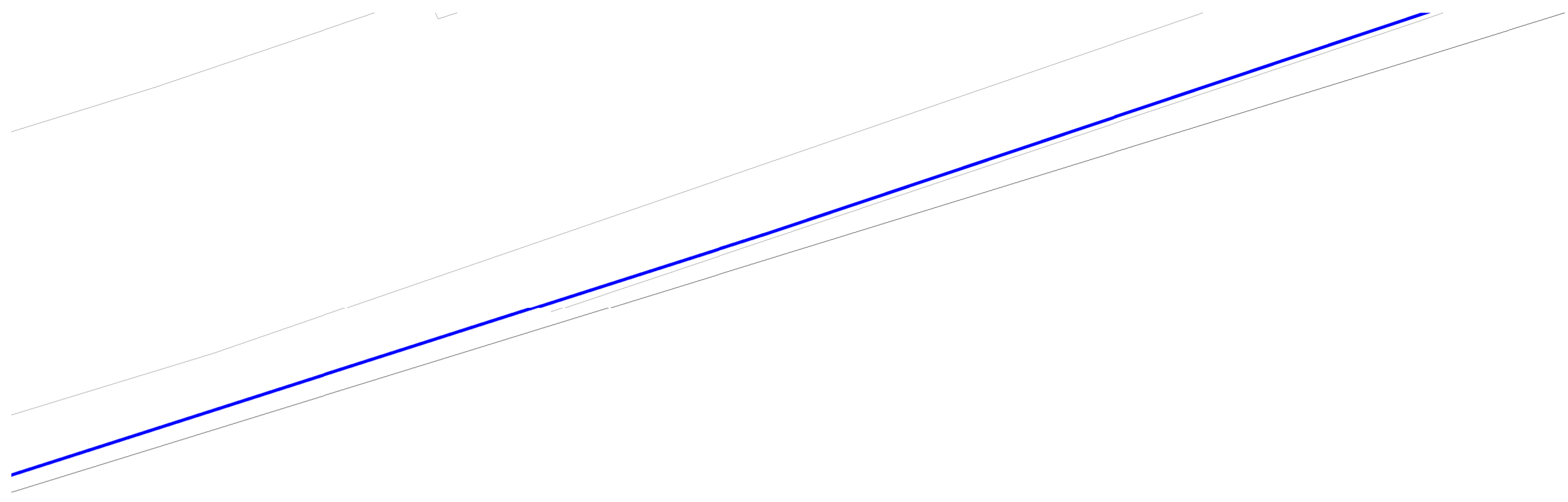



The contractor is responsible for checking dimensions, tolerances and references. Any discrepancy to be verified with the Architect before proceeding with the works. Where an item is covered by drawings to different scales the larger scale drawing is to be worked to.  
Do not scale drawing. Figured dimensions to be worked to in all cases.  
CDM REGULATIONS 2015. All current drawings and specifications for the project must be read in conjunction with the Designer's Hazard and Environment Assessment Record  
All intellectual property rights reserved.

**Key**

-  Ownership Boundary
-  Temporary Plant Site Boundary



Existing Site  
1:100



Rev	Date	Description	QZ	RW
P 01	28.04.2021	Second Issue: Issue for Planning	OZ	RW
P 00	06.11.2020	First Issue: Issue for Planning	CC	RW

**Tolworth Phase 1**  
Existing Site  
Temporary Plant Design

**TW1-PRP-ZZZZ-ZZ-DR-A-2\_2300**  
**REV P01 PLANNING**

Drawn OZ Checked RW Date 11/02/20 Scale @ A1 1:100

**PRP**  
prp-co.uk  
London  
020 7653 1200