

General Notes:

This drawing must not be scaled.

All dimensions must be checked on site prior to commencing the works and errors and omissions to be reported to the Architectural Designer.

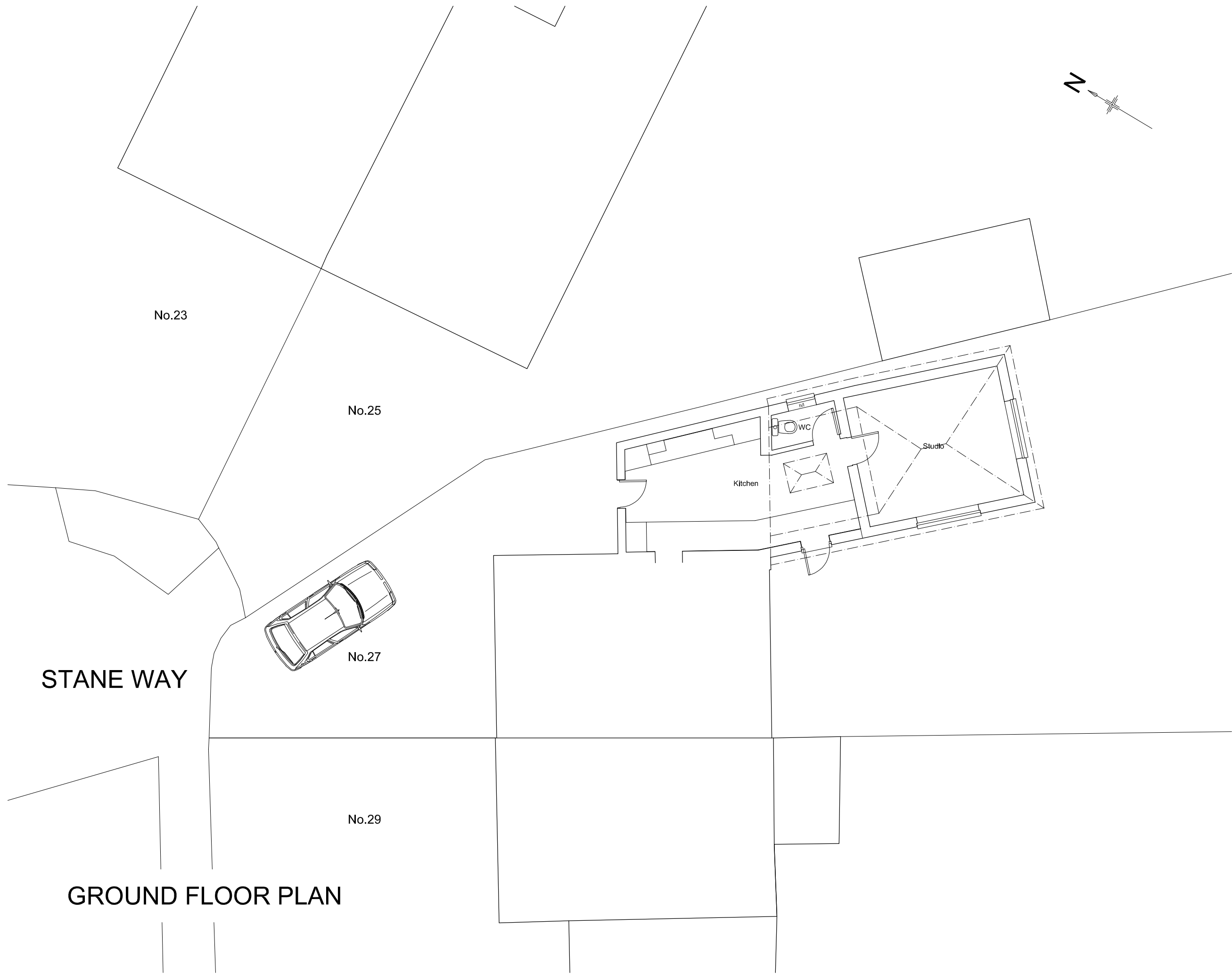
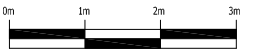
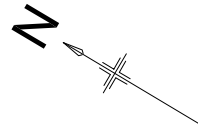
All works shall conform to the current edition of the Building Regulations and other statutory requirements.

All materials and workmanship shall conform with the relevant British Standard Specifications and Code of Practice.

All dimensions are in mm unless otherwise stated.

If this drawing incorporates information from other professions, the Architectural Designer does not accept responsibility for the integrity and accuracy of such information.

If this drawing forms part of an application for Planning Permission on behalf of the applicant named below, it must not be used for constructional purposes or for any other purpose whatsoever. Copyright of the drawing/ design is and shall remain the Architectural Designer's. All copies are only for information about the application and must not be used for any other purpose.



REVISION	DESCRIPTION	DATE

CLIENT
MR J. BURNS

CONTRACT
HOUSE EXTENSION AND ALTERATIONS,
27 STANE WAY,
EWELL VILLAGE,
SURREY KT17 1PN

DESCRIPTION
GROUND FLOOR PLAN
- PROPOSED

alex coleman associates
architecture and design

40 Copse Edge Avenue, Epsom, Surrey KT17 4HS
Tel: 01372 742535 Email: alex@alexcoleman.com www.alexcoleman.com

SCALE: 1:50@A1; 1:100@A3	DATE: 14/01/21
DRAWN: AJC	REVISION: -
DRAWING No: 02101-020 PLANNING	

PLOT DATE = 10/02/2021