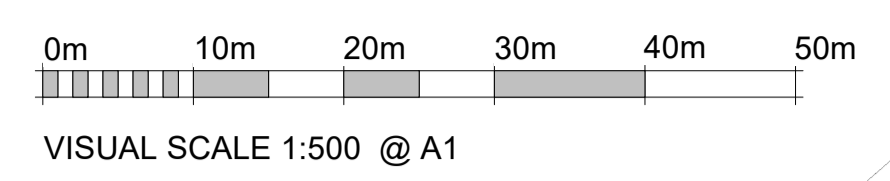


18m



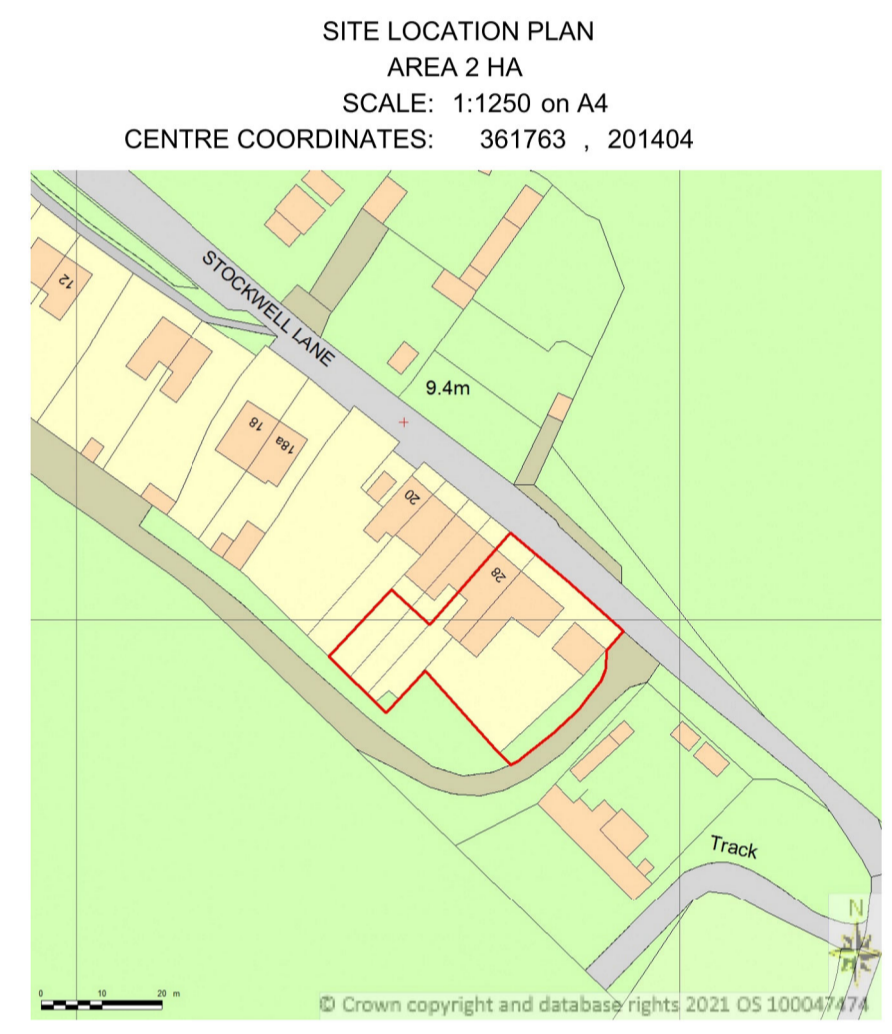
Please note:
All drawings are for the purposes of planning only unless marked for construction.

All builders to site measure to confirm measurements.

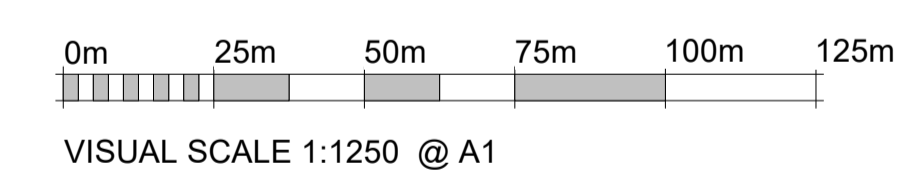
Report all discrepancies to the person named below, do not proceed without instruction.

BRO take no responsibility should any drawing/s unless specified are used for building purposes and measurements aren't checked on site.

All drawings remain the property of BRO Architecture



Supplied by Streetwise Maps Ltd
www.streetwise.net
Licence No: 100047474
11:38:50 13/06/2021



Wall Structure Key:

- Cavity Wall: Render
- Cavity Wall: Face Brick
- Block Work: 100mm
- Studwork Wall: 75mm
- Metal Frame: 70mm
- Solid Brick Wall: 215mm
- Solid Block Wall: 215mm
- Structural Opening
- Walls Removed

Drainage Key

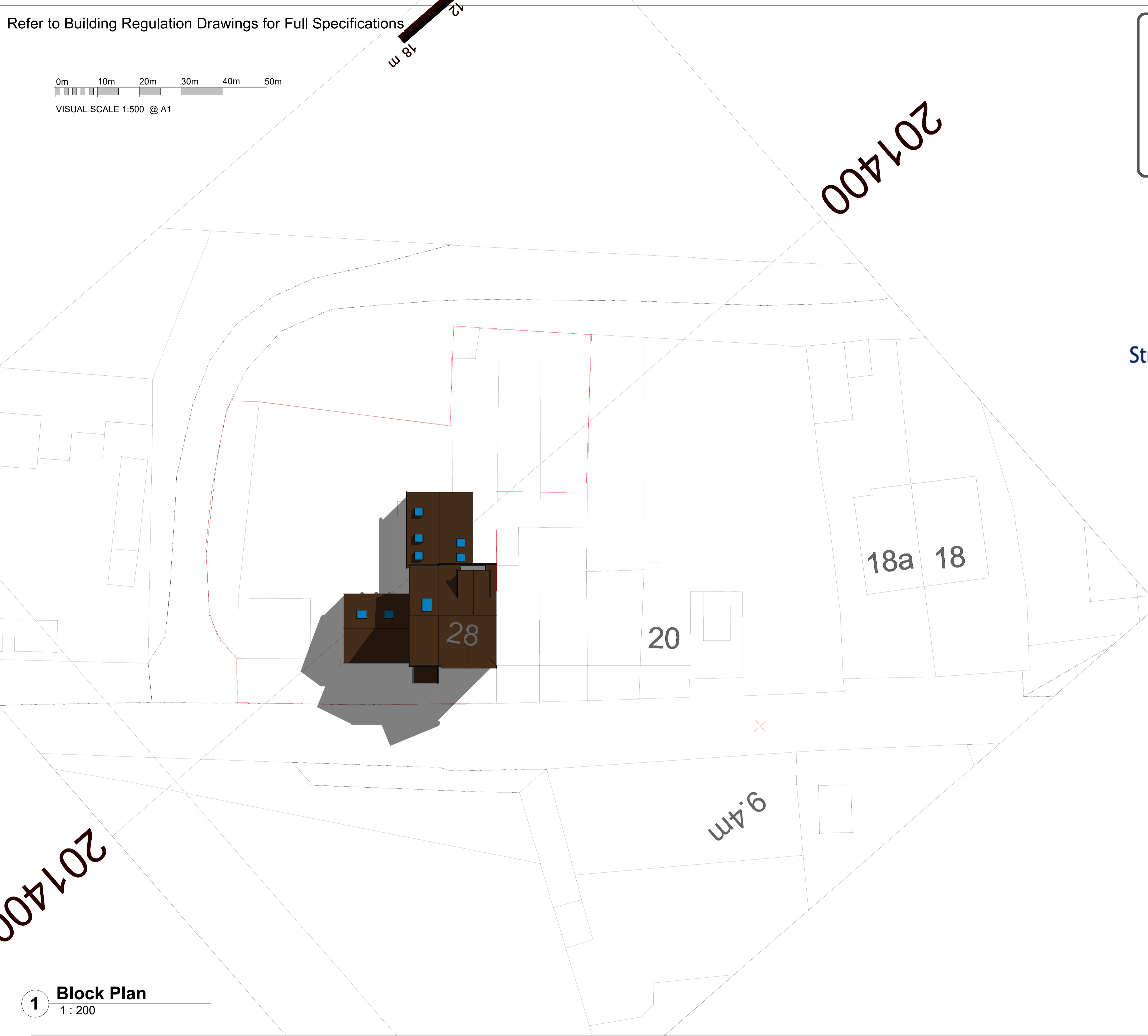
- S Storm Drainage
- MH Manhole
- FD Foul Drainage
- SVP Soil Vent Pipe
- GP Gulley Pot
- RWP Rainwater Pipe
- AD ACO Drain

Ducting Colour & Use

- Red Electric cable
- Yellow Gas Pipe
- Blue Water pipes
- Green Data/Comms
- Grey BT
- Purple Security - Cameras
- Orange Garden Lighting non Security

201400

201400

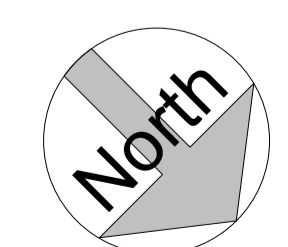
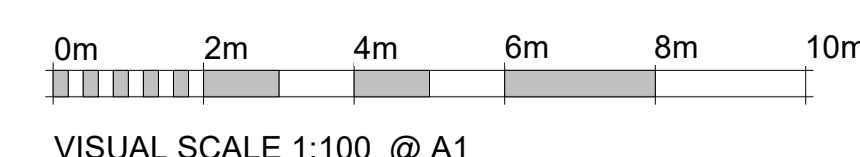
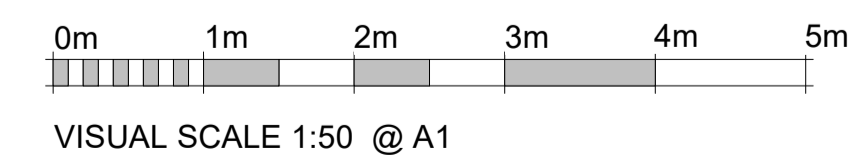


1 Block Plan
1 : 200



PLANNING NOTE
Under new regulations that came into force on 1 October 2008 an extension or addition to a house is considered to be permitted development and not requiring an application for planning permission, subject to the following limits and conditions:
-No more than half the area of land around the 'original house' would be covered by additions to buildings.
-No extension forward of the principal elevation or side elevation fronting a highway.
-No extension higher than the highest part of the roof.
-Maximum depth of a single storey rear extension to be 3 metres for an attached house and 4 metres for a detached house.
-Maximum height of a single storey rear extension to be four metres.
-Maximum ridge and eaves height no higher than existing house.
-Roof pitch of extensions higher than one storey to match existing house.
-Materials to be similar in appearance to the existing house.
-Upper-floor, side-facing windows to be obscure glazed: any opening to be 1.7m above the floor.

A notification of a proposed larger Home Extension
Under the conditions set by permitted development legislation, householders are able to build larger single-storey rear extensions in certain circumstances.
Generally, single-storey rear extensions must not extend beyond the rear wall of the original house by more than 8 metres if a detached house; or more than 6 metres for any other house
Before development commences, the relevant local planning authority must be notified of the proposed work so that they can determine if their prior approval is required for the extension, based on consultation with neighbouring properties.
This is done by completing and submitting the 'Notification of a proposed larger Home' application form.



PROJECT
Proposed Extension & Barn Conversion

TITLE
**28 Stockwell Lane
GL15 6DN**

CLIENT
Richard Edmonds

DRAWN BY SH
CHECKED BY Client
DATE 13th June 21

SCALE (@ A1) 1 : 200
PROJECT NUMBER SH/BRO/130621-RE

DRAWING NUMBER
Proposed Block Plan
REV