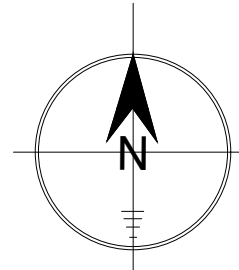


Location Plan
1:1250



NOTES

Do not scale from this drawing unless for planning purposes only. The contractors, sub-contractors or supplier is to check all relevant site dimensions, levels, existing services runs prior to commencing the work.

All discrepancies to be notified to the Architect.

This drawing is COPYRIGHT and must not be reproduced, copied, traced or altered in any form without the express permission of a Partner in writing.

REVISIONS

A	17.06.2021	Description change	K.G.
B			

Client
MR & MRS WILSON

Job title
**WINDOW REFURBISHMENT WORKS;
WHITE COTTAGE, THE COMMON, WOODGREEN,
SP6 2BD.**

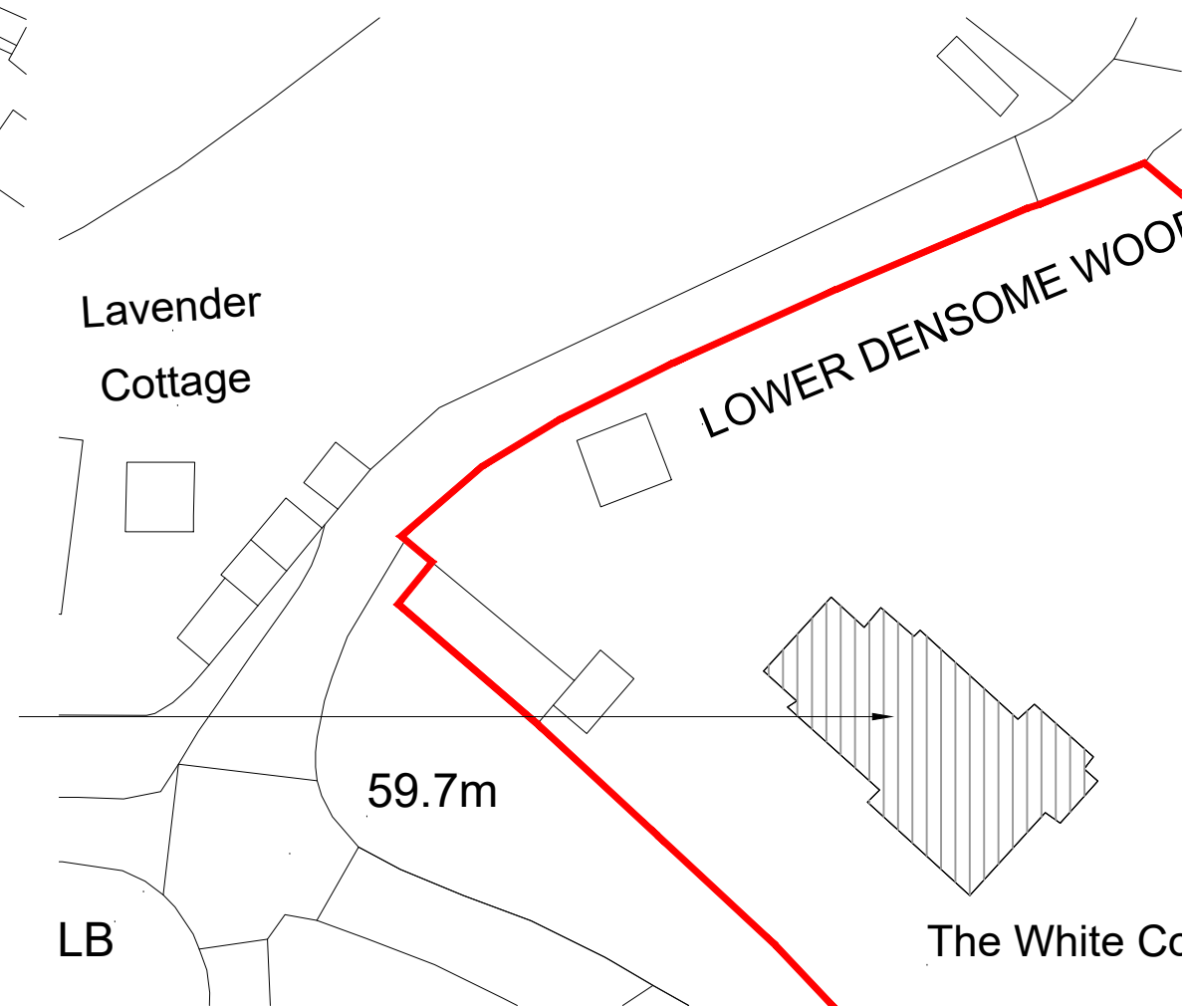
Drawing title
BLOCK AND LOCATION PLAN

Scale As Shown@A3	Date 25/08/20	Drawn J.L.	Checked .
----------------------	------------------	---------------	--------------

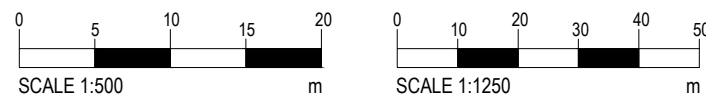


Sheerin Bettle Architecture
Wren House
5 Eynon Mews, Ringwood
Hampshire, BH24 1DR
Tel: 01425 475353 Fax: 01425 479002
e-mail:enquiries@sbassociates.co.uk

PROJECT NO DWG No Rev
SBA.3718-1-2 A



The Dwelling subject to Window refurbishment works.



Block Plan
1:500