


VIEW A



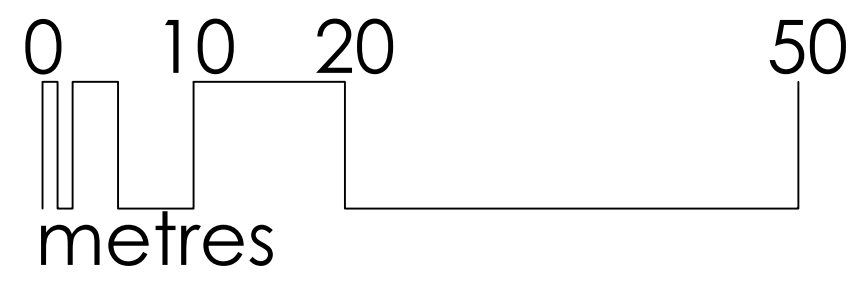
VIEW B



VIEW C



VIEW D



1. Do not scale from this drawing - use figured dimensions only.
2. This drawing and design are copyright - do not reproduce or pass to third parties without the written consent of the architect.
3. The contractor shall verify all dimensions and levels and other relevant information before ordering materials or components or carrying out work and shall advise the architect of any discrepancies.

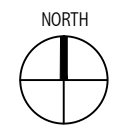
SCALE 1:500@A3      DATE 070115      DRAWN PS

DRAWING STATUS			
PRELIMINARY	<input type="checkbox"/>	TENDER	<input type="checkbox"/>
PLANNING	<input type="checkbox"/>	BILLS OF QUANTITIES	<input type="checkbox"/>
BUILDING REGULATIONS	<input type="checkbox"/>	CONSTRUCTION	<input type="checkbox"/>
COMMENT/APPROVAL	<input type="checkbox"/>	AS BUILT	<input type="checkbox"/>

REVISION	BY	DATE	NO
Notes removed following comments	PS	300115	A

# CAMM ARCHITECTS

Suite 2 15 Market Square  
 Bishops Stortford  
 HERTS CM23 3UT  
 t +44 (0) 1279 460051  
 f +44 (0) 1279 460048  
 e office@cammarchitects.com



PROJECT  
 22 PRINCE EDWARD MANSIONS,  
 MOSCOW ROAD, NOTTING HILL,  
 LONDON, W2 4EL

TITLE  
 LOCATION PLAN - VIEWS OF  
 TERRACE FROM STREET LEVEL

DRAWING NO  
 1732-P-220

REV  
 A