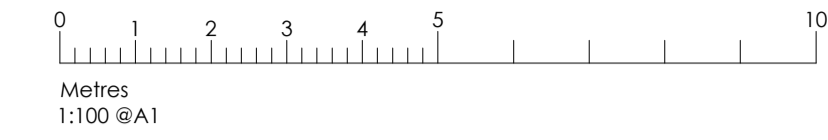


APPLICATION APPROVED UNDER REF: DC/20/04432/FULL1
 LANDSCAPING TO BE ANSWERED UNDER SEPARATE APPLICATION









PRIVATE LAND

PATTERSON COURT

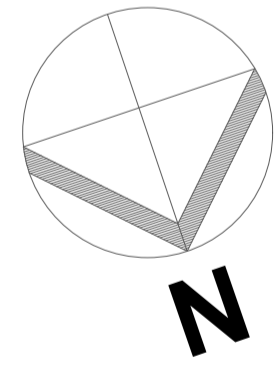
CHURCH ROAD

55-67 GARDENS

55-67

-  COMPOSITE BOARD DECKING
COLOUR - LIGHT GREY
-  CONCRETE FINISH
-  CONCRETE WITH LIGHT
BUFF COLOURED BONDED
GRAVEL FINISH
-  APPLICATION APPROVED UNDER REF: DC/19/03203/FULL1
-  APPLICATION APPROVED UNDER REF: DC/20/04432/FULL1
NOT PART OF THIS APPLICATION
-  SHARED AMENITY SPACE

SITE PLAN
 SCALE 1:100


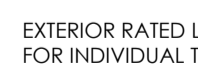



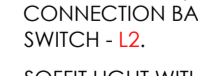


L1
 PROPOSED TERRACE LIGHTING TO BE THE KNIGHTSBRIDGE WALL L3 BK DIMMABLE IP65 35 WATT GU10 ALUMINIUM POWDER COATED BLACK OR SIMILAR. DIMENSIONS ARE 63mm DIA. AND 90mm LONG. LED COMPATIBLE. ELECTRICAL CONNECTION IS BY A 10AMP, 230 VOLT INTERNAL CONNECTOR BLOCK AT BASE

L2
 PROPOSED SIDE ACCESS LIGHTING TO BE THE KOSMIC CIRCULAR CAST ALUMINIUM BULKHEAD GRILLE IN BLACK IP65 WITH OPAL DIFFUSER OR SIMILAR WITH DUST TILL DAWN SENSOR AND OVERRIDE SWITCH BACK TO LANDLORDS POWER SUPPLY. DIMENSIONS ARE 363mm DIA. AND 172mm DEEP. LED COMPATIBLE.

L3
 PROPOSED SOFFIT LIGHTING TO BE THE TWISTLOCK MR 16 35W IP44 OUTDOOR DIE-CAST GIMBAL OR SIMILAR WITH SEPARATE DUST TILL DAWN SENSOR AND OVERRIDE SWITCH BACK TO LANDLORDS POWER SUPPLY. DIMENSIONS ARE 95mm DIA. AND 108mm DEEP RECESSED INTO SOFFIT. LED COMPATIBLE.

LIGHTING SYMBOLS ON PLAN AND ELEVATIONS

-  L1  EXTERIOR RATED LED WALL LIGHT WITH SWITCH FOR INDIVIDUAL TERRACES - L1.
-  L2  EXTERIOR RATED LED WALL LIGHT WITH DUST TILL DAWN SENSOR (PIR SENSOR WHERE NOTED) AND CONNECTION BACK TO LANDLORDS MASTER SWITCH - L2.
-  L3  SOFFIT LIGHT WITH SEPARATE PIR SENSOR AND CONNECTION BACK TO LANDLORDS MASTER SWITCH - L3.

Rev	Date	Comments
-----	------	----------

PLANNING

Client
 AVF DEVELOPMENTS

Project
 69-71 CHURCH ROAD
 ANERLEY
 CRYSTAL PALACE

Title
 SITE PLAN SHOWING HARDSTANDING MATERIALS AND EXTERNAL LIGHTING

Project No.	Date
7451	MAY 2021
Drawing No.	Revision
7451-PD-103	
Scale	Drawn
AS SHOWN @ A1	MN
	Check

Nepolar House, London Road,
 Wrotham Heath, Kent, TN15 7RS
 phone: 01732 753333
 fax: 01732 753334
 info@offsetarchitects.co.uk
 www.offsetarchitects.co.uk

