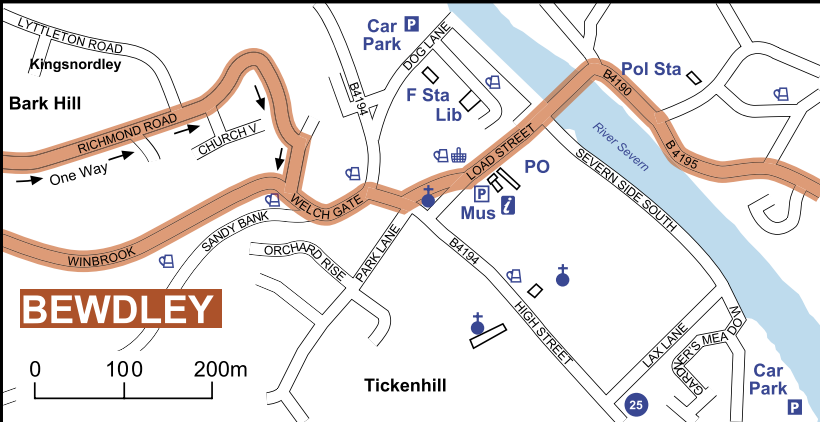
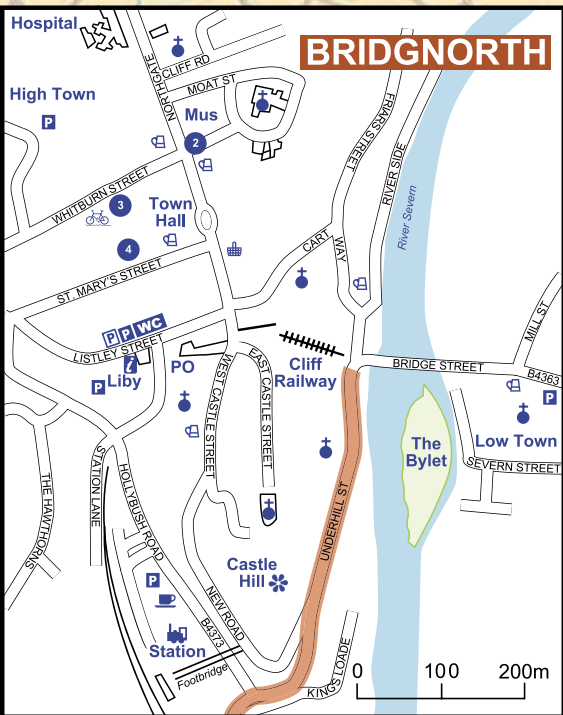
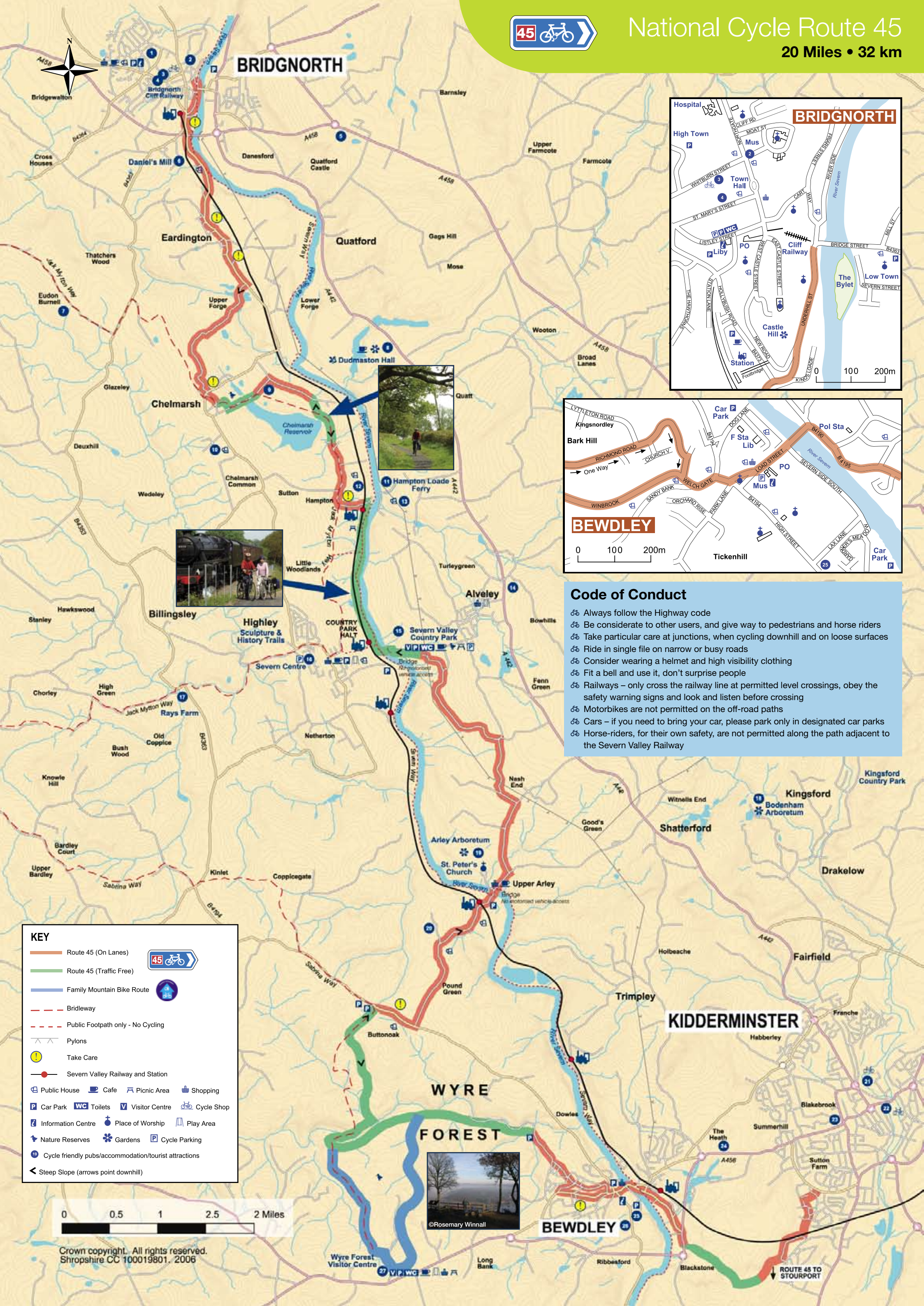




# National Cycle Route 45

20 Miles • 32 km



- ### Code of Conduct
- Always follow the Highway code
  - Be considerate to other users, and give way to pedestrians and horse riders
  - Take particular care at junctions, when cycling downhill and on loose surfaces
  - Ride in single file on narrow or busy roads
  - Consider wearing a helmet and high visibility clothing
  - Fit a bell and use it, don't surprise people
  - Railways – only cross the railway line at permitted level crossings, obey the safety warning signs and look and listen before crossing
  - Motorbikes are not permitted on the off-road paths
  - Cars – if you need to bring your car, please park only in designated car parks
  - Horse-riders, for their own safety, are not permitted along the path adjacent to the Severn Valley Railway

**KEY**

Route 45 (On Lanes)

Route 45 (Traffic Free)

Family Mountain Bike Route

Bridleway

Public Footpath only - No Cycling

Pylons

Take Care

Severn Valley Railway and Station

Public House

Cafe

Picnic Area

Shopping

Car Park

WC Toilets

Visitor Centre

Cycle Shop

Information Centre

Place of Worship

Play Area

Nature Reserves

Gardens

Cycle Parking

Cycle friendly pubs/accommodation/tourist attractions

Steep Slope (arrows point downhill)

45



Crown copyright. All rights reserved.  
Shropshire CC 100019801. 2006



**Route 45**  
**National Cycle Network**  
**A 200 mile heritage trail**



**Chester**

**Whitchurch**

**Shrewsbury**

**Ironbridge**

**Bridgnorth**

**Bewdley**

**Worcester**

**Gloucester**

**Cirencester**

**Swindon**

**Marlborough**

**Stonehenge**

**Salisbury**

**Cheshire**  
**County Council**  
☎ 01244 603617  
www.cheshire.gov.uk/  
cycling

**Shropshire**  
**County Council**  
☎ 01743 253008  
www.shropshire.gov.  
uk/cycling.nsf

**Borough of Telford**  
**& Wrekin Council**  
☎ 01952 202826  
www.telford.gov.uk/  
environment/transport

**THIS LEAFLET**

**Worcestershire**  
**County Council**  
☎ 01905 766085  
www.worcestershire.  
gov.uk

**Gloucestershire**  
**County Council**  
www.gloucestershire.  
gov.uk

**Wiltshire**  
**County Council**  
☎ 01225 713481  
matthewhoskins@  
wiltshire.gov.uk

# MERCIAN WAY



## Wyre Forest to Bridgnorth

Discover ancient woodland, peaceful river valley scenery and the renowned Severn Valley Railway as you cycle or walk through South East Shropshire

## Discover Shropshire By Bike

It's great to get out and about on a bike in Shropshire. Discover hundreds of miles of National Cycle Network routes along quiet lanes, explore traffic-free trails along old railways and waterways, follow the cycle rides from historic towns and get muddy on mountain bike tracks in woods and forests.



**www.shropshire.gov.uk/cycling.nsf**  
Shropshire County Council  
**01743 253008**

## National Cycle Network

This route is part of the National Cycle Network, one of the award-winning projects coordinated by the charity Sustrans.

**www.sustrans.org.uk**  
Sustrans  
**0845 113 0065**



Designed by MA Creative • www.macreative.co.uk • Map artwork by the designteam, SCC



# MERCIAN WAY

## Wyre Forest to Bridgnorth



**1**

**CYCLE MAP**

**SHROPSHIRE**



Walkers and cyclists can now enjoy some of Shropshire's most spectacular scenery by travelling this newly-opened section of the National Cycle Network's Mercian Way. Running from the ancient Wyre Forest near Bewdley through the award-winning Severn Valley Country Park at Alveley, the route not only covers quiet rural lanes, it includes miles of off-road tracks that take the visitor into a lost world of unspoilt riverside, woods and meadows, far from main roads and the frenetic pace of everyday life. The Highley section is particularly appealing, offering a unique opportunity to walk or cycle alongside the majestic vintage steam trains of the Severn Valley Railway in a safe, family-friendly, traffic-free environment.

Discover the hidden heart of the country by exploring the Severn Valley as you've never seen it before.

## Mercian Magic

From the Wyre Forest to Chester the route runs through the former ancient Kingdom of Mercia, once ruled by the powerful Offa, the first man to claim the title of King of England. To commemorate the route's links with the region's turbulent past, special cast-iron waymarkers have been commissioned in the form of Anglo-Saxon warriors. Set up at strategic points along the trail, the soldiers will be on duty all year round to ensure that travellers can easily get their bearings.

## And why is it called the Mercian Way?

There are plenty of country pubs and village shops providing food and drink along the way, and plenty of family friendly attractions including Arley Arboretum, one of the oldest in the country. Then there's Highley's Sculpture and History Trails and Chelmarsh Reservoir with its colourful sailing dinghies and abundant bird life. Take a river crossing via the historic Hampton Load Ferry, marvel at spectacular Daniel's Mill, still powered by its massive iron water-wheel, and taste all the delights of beautiful Bridgnorth, including the famous Victorian Cliff Railway.



Shropshire County Council does not endorse any particular establishment mentioned herein and gives no warranty or representation, expressed or implied, as to their quality or suitability. See www.shropshire.gov.uk/cycling.nsf

www.nationalrail.co.uk

National Rail Enquiries

Traveline

Public transport enquiries

Sustrans

Cyclists' Touring Club (CTC)

22 Smith Cycles - Kidderminster

21 Halfords - Kidderminster

3 Paul's Pedals - Bridgnorth

Cycling Contacts

www.shropshiretourism.info

Bridgnorth

Bewdley

Tourist Information Centres

26 Kateshill House B&B

25 Bank House B&B

24 Ramada Hotel

23 Bewdley Hill Guest House

20 Tudor Barn B&B

14 Arnside B&B

13 River & Rail Inn + S/Catering

12 Unicorn Inn B&B/Camping

10 Bulls Head Inn B&B

9 Diney Farm B&B

7 Eudon Burnell Cottages

+ limited Camping

5 Stanmore Hall Touring Park

4 Croft Hotel

2 The Golden Lion Inn B&B

1 Wyn Dene Guest House

Cycle Friendly Accommodation & Pubs

Severn Valley Railway

27 Wyre Forest Visitor Centre

19 Arley Arboretum

18 Bodenham Arboretum

17 Rays Farm

16 Severn Centre

15 Severn Valley Country Park

11 Hampton Load Ferry

8 Dudmaston Hall

6 Daniels Mill

Attractions