
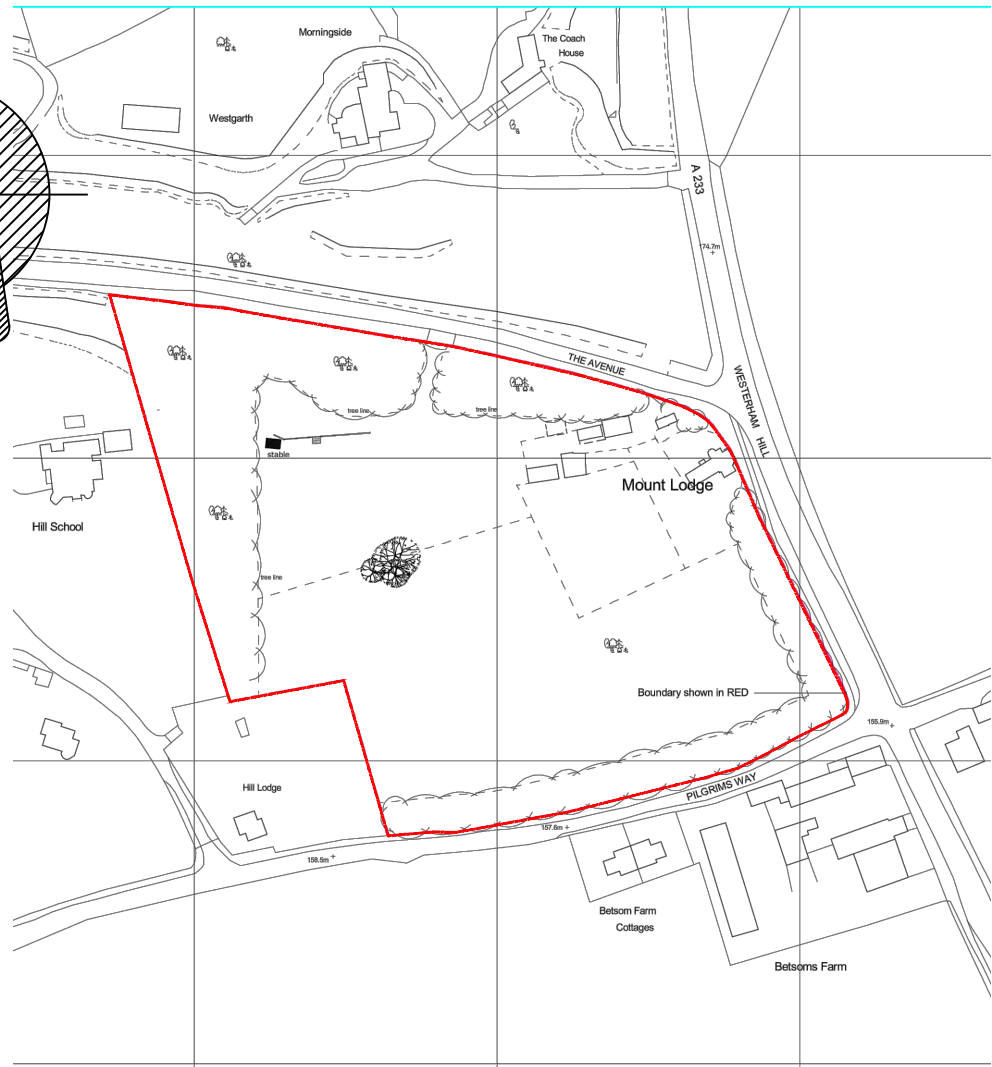
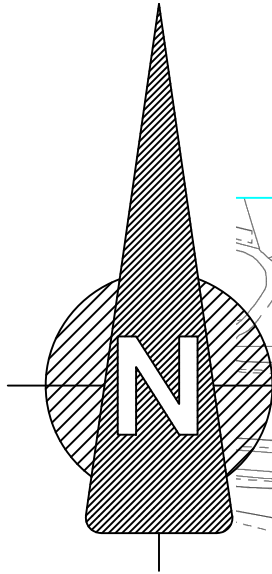


Planning Application Drawing

Not for construction.



All Scale Bars - for A4 original. For guidance only. All dimensions to be checked before construction.

NOTES:
 Figured Dimensions only to be taken from this drawing. Do not scale.
 Clients must take their own assurances on:
 a) soil conditions including gradient of land.
 b) suitability of storm water drainage.
 c) Trees & their affect on foundation design.
 d) position of main sewer / septic tanks.

Party Wall matters:-
 It is the responsibility of the building owner to enter into any necessary party wall agreements with adjoining owners as required by the Party Wall etc Act. Advice and guidance can be found by visiting <http://www.partywalls.org.uk/>

This drawing is to be read in conjunction with Engineers structural details & other specialist contractors' drawings.

All workmanship to comply with relevant British Standards and / or Code of Practice. Refer to schedules / other drawings for finishes, fittings & services.

This drawing is for planning and Building Control purposes only. All items not requiring approval by the L.A. are to be agreed between the employer and the contractor before entering into a contract.

The contractor is responsible for checking all dimensions and levels prior to commencement of work and discrepancies reported for verification.

A 04/06/2021 Client approved, issued for use in planning application.

Client	Mrs B Riggs
Job Title	Mount Lodge Westerham Hill TN16 2EA
Drawing Title	Location Plan

© This drawing is the copyright of The Planshop and shall not be reproduced in whole or in part without their express permission.

Scale	1:2500	Date	25/05/2021
Drawn by	MCS	Checked by	

THE PLANSHOP
 ARCHITECTURAL DESIGN CONSULTANTS

ANCHOR HOUSE, 26 STATION ROAD WEST,
 OXTED, SURREY, RH8 9EP

TELEPHONE: 01883 722088 • EMAIL: ENQUIRIES@PLANSHOP.CO.UK

WWW.PLANSHOP.CO.UK

Drg. No.	5351a21/01	Rev.	A
----------	------------	------	---