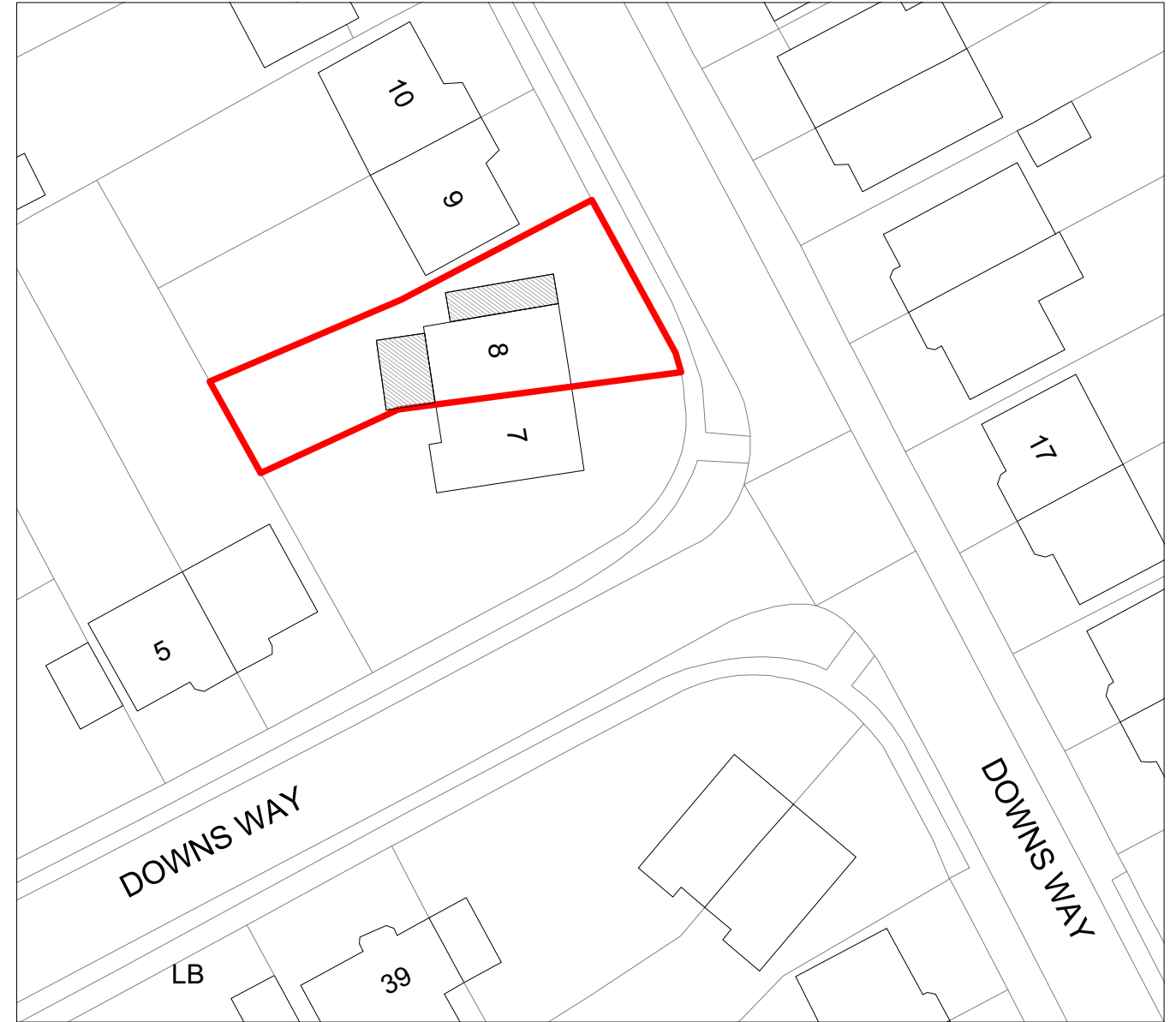



1 - Location Plan - 1:1250





2 - Block Plan - 1:500



© All rights reserved.
All dimensions to be checked on site.
Drawings are not for construction purposes.

Notes:

-  Planning Application Boundary
-  Footprint of Extension

E: info@tagplan.co.uk

| Rev | Date | Description | Drwn | Chkd |
|-----|----------|-------------------------------|------|------|
| A | 24.05.21 | Issued for planning approval. | TG | TG |

tagplan

Job Name: **8 Downs Way, Epsom** Status: **PLANNING**

Drawing Title: **Location & Block Plan**

| Drawn | Checked | Date | Scale@A3 | Job No. | Drawing Number | Rev |
|-------|---------|--------|----------|---------|----------------|-----|
| TG | TAG | MAY 21 | VARIES | 110 | PL_001 | A |