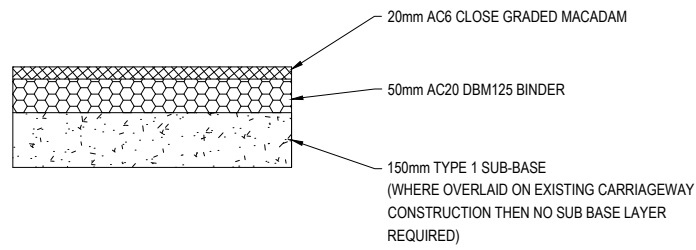
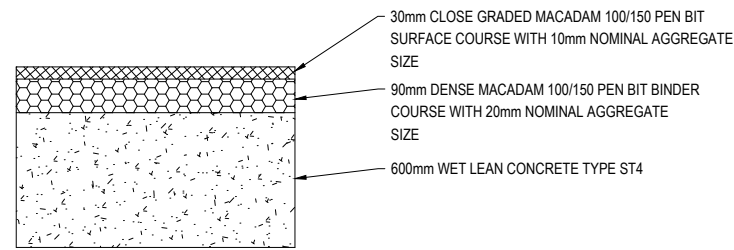




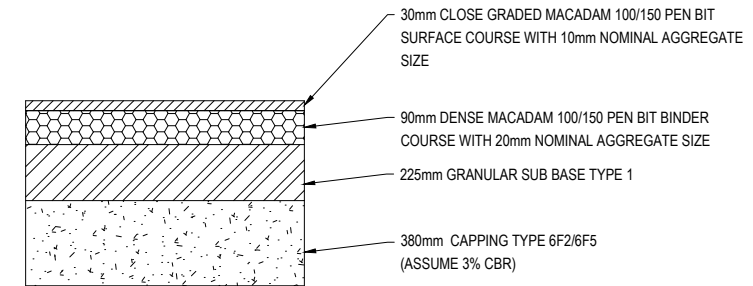
1. NOT TO SCALE.
2. IF RECEIVED ELECTRONICALLY, IT IS THE RECIPIENTS RESPONSIBILITY TO PRINT TO THE CORRECT SCALE. ONLY WRITTEN DIMENSIONS SHALL BE USED.
3. THIS DRAWING IS FOR TECHNICAL APPROVAL ONLY.
4. ALL WORKS TO BE INSTALLED IN LINE WITH MANCHESTER CITY COUNCIL STANDARD DETAILS.



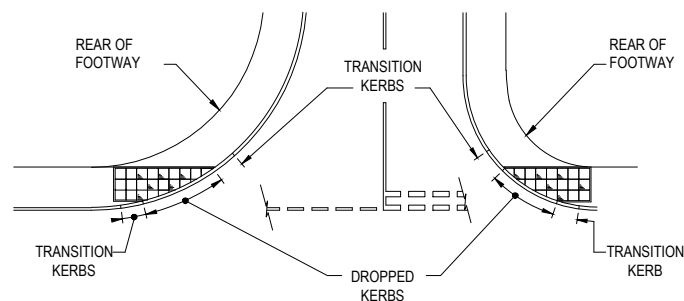
PROPOSED FOOTWAY CONSTRUCTION



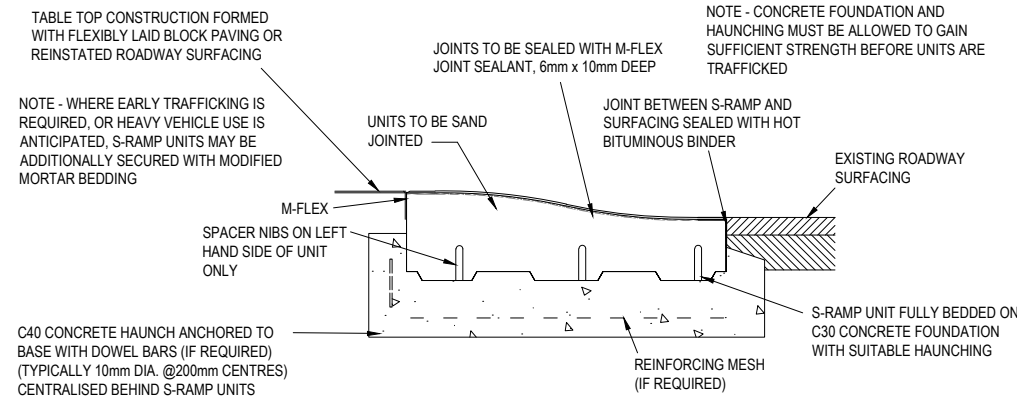
PROPOSED NARROW WIDENING CARRIAGEWAY CONSTRUCTION



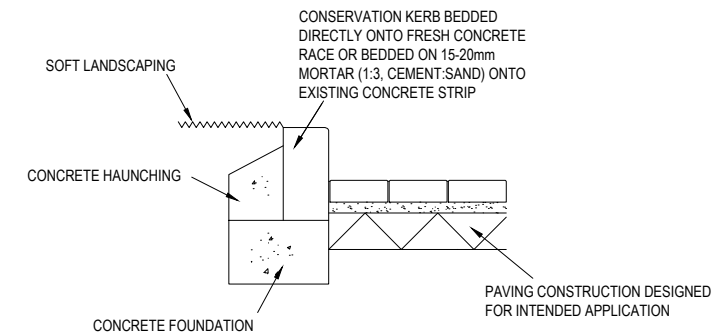
PROPOSED CARRIAGEWAY PAVEMENT CONSTRUCTION



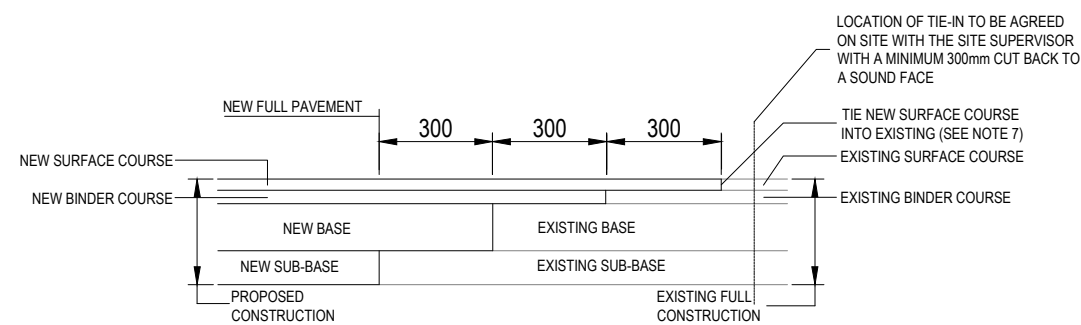
TYPICAL DROPPED KERB CROSSING DETAILS



MARSHALL S-RAMP DETAIL



CONSERVATION KERB DETAIL



CARRIAGEWAY TIE-IN DETAIL

ISSUE/REVISION

IR	DATE	DESCRIPTION
P1	24.01.21	PRELIMINARY ISSUE

PROJECT NUMBER

60470359

SHEET TITLE

BRUNSWICK SECTION 278
ZONE 2 - PHASE W
STANDARD DETAILS

SHEET NUMBER

60470359-ACM-BS278-DR-Z2-38 P1

This drawing has been prepared for the use of AECOM's client. It may not be used, modified, reproduced or relied upon by third parties, except as agreed by AECOM or as required by law. AECOM accepts no responsibility, and denies any liability whatsoever, to any party that uses or relies on this drawing without AECOM's express written consent. Do not scale this document. All measurements must be obtained from the stated dimensions.