



PRESTBURY ESTATES

# **Plot G – Slate Wharf**

**Application 113617/FO/2016**

## **Condition 8 - Proposed Site Lighting Scheme**

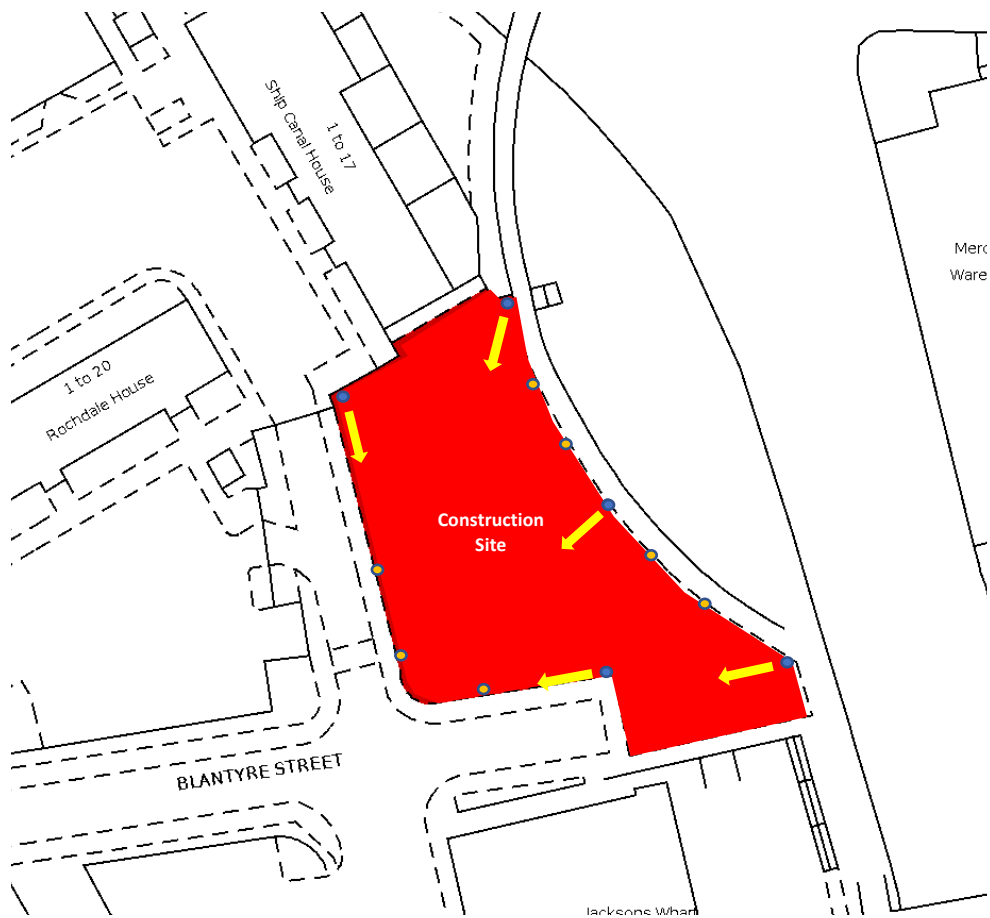
Project: Slate Wharf



Date: June 2021

Revision: 1



## Condition 8 - Site Plan & Proposed Lighting Scheme



  High Level Hybrid LED Lighting Towers – All Facing As Indicated By Arrows (Away From Bridgewater Canal).

 Low Level – Hoarding Fixed Access Lighting (Fixed Internal side of hoarding)

- All tower lighting will be directed away from the Bridgewater Canal as indicated with daily lighting checks undertaken to ensure the locations and directions remain as shown.
- The tower lights will consist of a generator, and 4 x 150w LED floodlights, and a battery back-up pack.
- Fuel type is diesel, and the maximum height of these lights would be 9m.
- Low level lighting will be surface fixed to the inside of the side security fencing and will be primarily used as safety access lighting for construction site operatives.



- Lighting will only be operation between the hours of 7.30am and 17.30pm, with the only exception being during the construction of the concrete frame. Hours may need to be extended to ensure completion of works. Notification of extended working hours will be provided in advance.