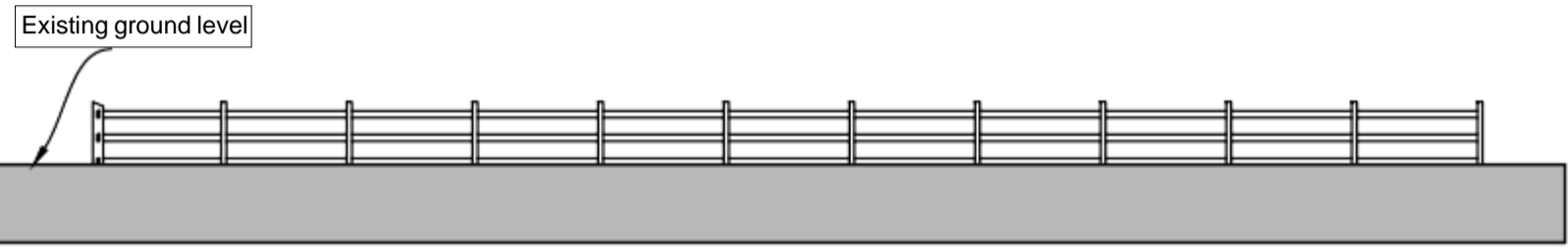
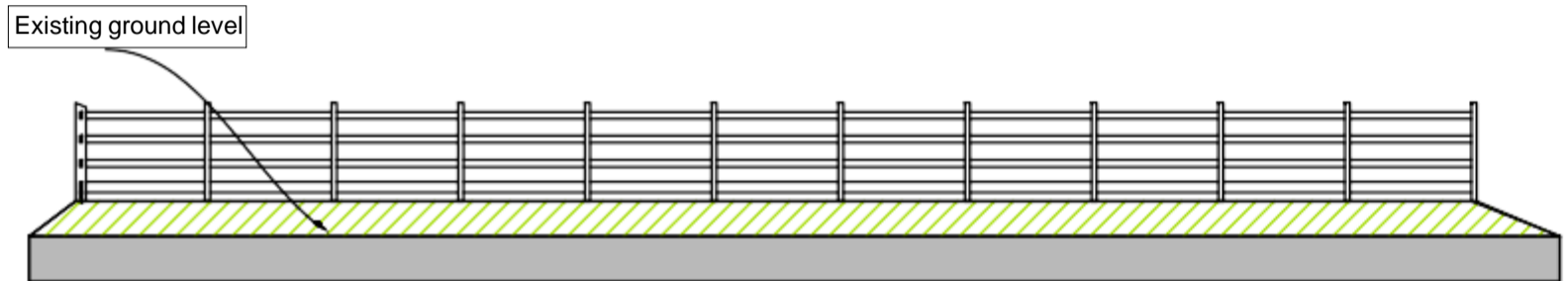


Existing ground level  
 Menage cut into the slope 500mm approx  
 12FT WIDE GATE  
 Menage fill from cutting into slope used for fill to level the menage.  
 Timber railing- 1.4m high measured from riding surface  
 Top soil to edge of menage- seeded with grass seed

ELEVATION A - 1:100



ELEVATION B - 1:100

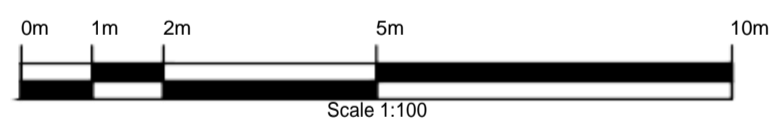


ELEVATION C - 1:100

ELEVATION C - 1:100



Proposed menage surface level - dashed line  
 SECTION E-E THROUGH MENAGE 1:100



**CDM Regulations 2015**  
 It is the clients duty to make suitable arrangements for managing a project, including the allocation of sufficient time and other resources.  
 The client must:

- Provide a clear clients brief including how H&S will be managed, time frames, budget, contacts & operational requirements.
- Appoint Principal Designer (PD) & ensure they provide a pre-construction H&S file. The client must take reasonable steps to ensure the PD complies with any other PD duties.
- Appoint a Principal Contractor (PC). The client must take reasonable steps to ensure the PC complies with any other PC duties.
- Ensure Pre Construction H&S file is provided to every designer and contractor throughout the works & is reviewed regularly & available for inspection.
- Ensure suitable welfare facilities are available throughout the construction phase & that the principal contractors construction phase plan is place prior to construction phase and is maintained throughout construction works.

FOR THE OUTSTANDING RISKS PLEASE SEE 'P.D.'S DESIGNERS RISK ASSESSMENT REGISTER' WITHIN THE PRE-CONSTRUCTION H&S FILE.

Proposed all weather surface menage to ride horses.

Site: Farm End,  
 Barnstone Road,  
 Granby , NG139PP

Scale: 1:100

Scale: 1:100 & NTS KEY