

Copyright in the design and this drawing is the property of RESI. Reproduction in whole or in part is forbidden without written sanction of RESI. This drawing must be read in conjunction with all other relevant documentation and drawings.

RESI accepts no liability for any expense, loss or damage of whatsoever nature and however arising from any variation which has not been referred to them and their approval obtained.



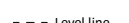


Print out to actual scale. For planning purposes only. All dimensions to be cross checked on site prior to construction and ordering of products. Any discrepancies to be reported to RESI immediately.

NOTES

Revision

Rev	Notes	Date
A	Planning Issue	11/06/2021

KEY

-  Existing walls
-  Boundary line
-  Existing furniture
-  Level line
-  1.5m head height
-  1.8m head height

JOB TITLE

Proposed front porch, facade alterations, internal alterations, floor plan redesign and all associated works at Gleswith Sea View Road

STATUS

Planning Drawings

DRAWING TITLE

Existing Section

CLIENT

Ali Mabey

SCALE

1 : 100 at A3

DRAWN

AR

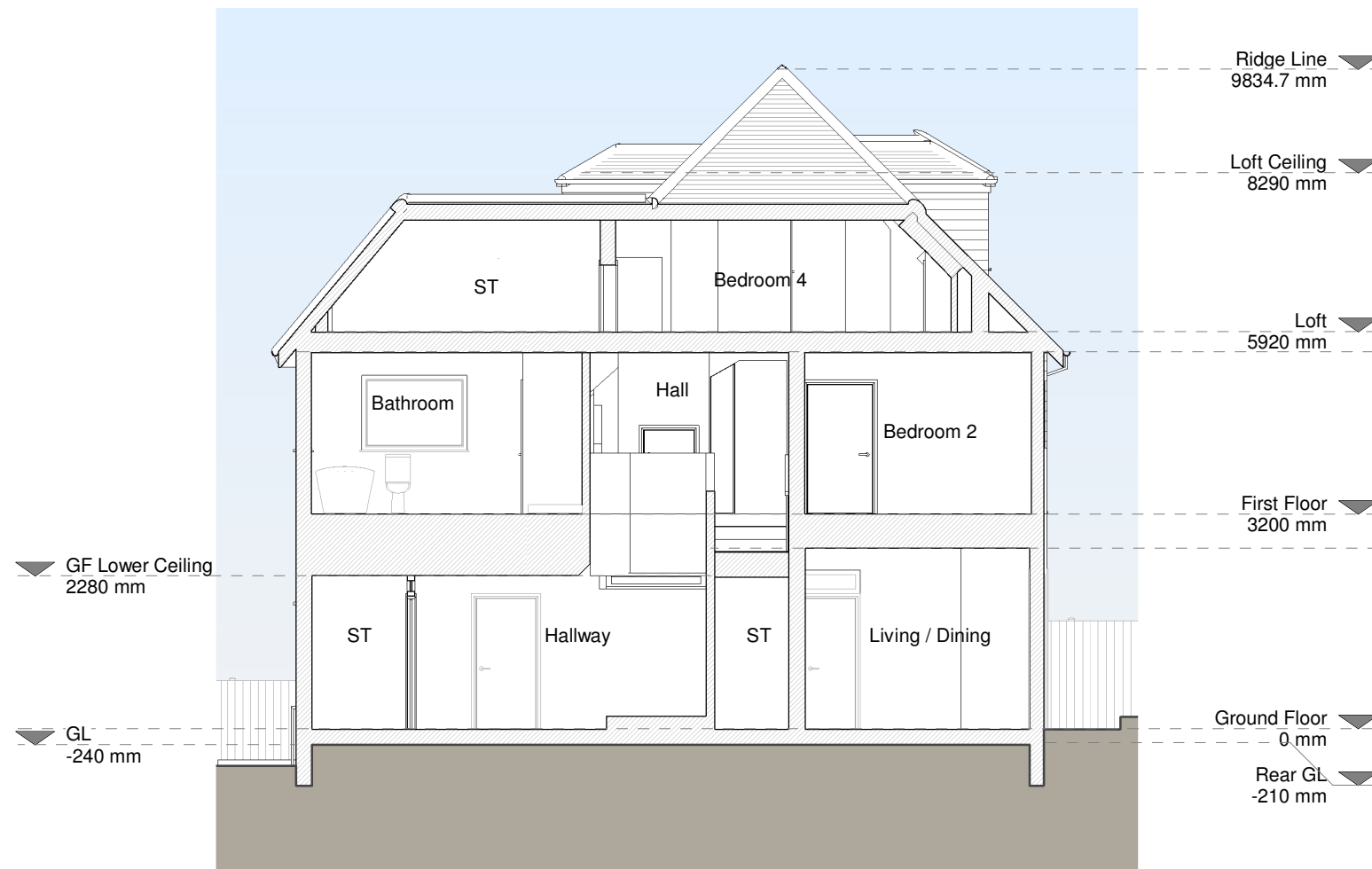
DATE

June 2021

CHECKED

MF

DRAWING NO. B81752 - 1300 A



Section A - A

