



NORTHERN BOUNDARY FENCE


EXISTING PROPERTY



EXISTING HEDGE



THE COMMON



PROPOSED GARDEN ROOM

NOTE: FRONT ELEVATION OF GARDEN ROOM IS 1000 MM INFRONT OF REAR BUILDING LINE

SOUTHERN BOUNDARY FENCE/HEDGING



SITE PLAN SOUTHERLY