

DLG-01B

Location

LOWER GROUND FLOOR

Sides

A	B
Wine cellar	Storage

Opening type and system (TBC by supplier)

Single leaf
Jib door on side A

Type of setting

Concealed

Lockable

YES_Key entrance

Handle mounting height

95 cm

Type of architrave

Side A	Side B
N/A	New part of joinery

Width	Height
-------	--------

Project
10 BELGRAVE SQUARE
LONDON UK

2021-7-8

DOOR SCHEDULE

Print on A1

SCALE: 1 / 10

DLG-01B

DRAWINGS GIVEN AS DESIGN INTENT ONLY, THEY CAN NOT BE CONSIDERED AS CONSTRUCTION DRAWINGS

DIMENSIONS IN THIS DRAWING ARE NOTIONAL ONLY. ALL DIMENSIONS TO BE CHECKED ON SITE. FULL SITE DIMENSIONS TO BE TAKEN BY MANUFACTURER PRIOR TO PRODUCTION OF SHOP DRAWINGS. ALL SITE DIMENSIONS TO BE VERIFIED BY CONTRACTOR. FULL JOINERY SHOP DRAWINGS TO BE PROVIDED BY MANUFACTURER FOR C.A APPROVAL. ALL SANITARY ACCESSORIES TO BE SET OUT ON SITE. ALL STONE JUNCTION CORNERS ASSUME MITERED. CONTRACTOR TO SUBMIT SHOP DRAWINGS OF STONE/TILES CUTS FOR APPROVAL. ALL EXPOSED STONE EDGES TO BE POLISHED. FOR FITTING AN FIXTURES REFER TO SANITARYWARE SCHEDULE/NBS.

REVISION 03

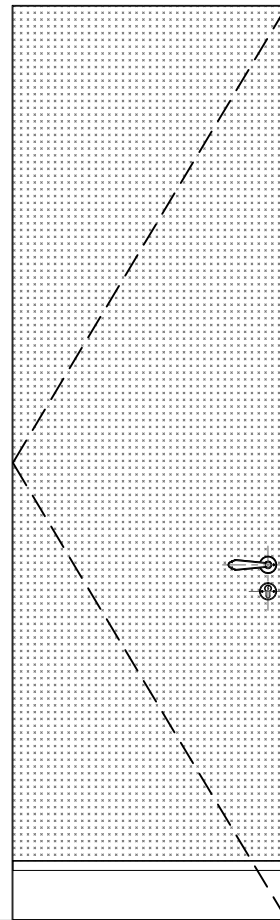
THESE DRAWINGS ARE FOR AESTHETIC DESIGN INFORMATION PURPOSES ONLY & DO NOT CONTAIN ANY INFORMATION FOR CONSTRUCTION, PERMITS OR COMPLIANCE TO BUILDING REGULATIONS. REFER TO DRAWINGS OF EXECUTIVE ARCHITECT OR DESIGN & BUILD CONTRACTOR FOR ALL INFORMATION.

DO NOT SCALE OFF THIS DRAWING. USE FIGURES DIMENSIONS ONLY OR CONSULT THE ARCHITECT. ARCHITECT TO BE INFORMED OF ANY VARIATIONS THAT MAY OCCUR BEFORE COMMENCEMENT OF WORK.

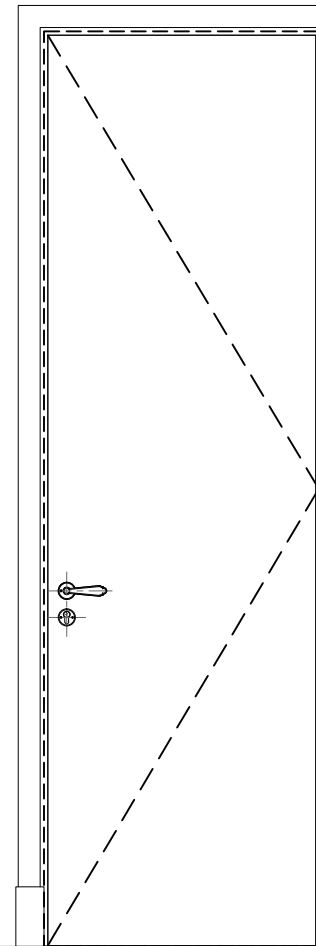


JEAN-LOUIS DENIOT

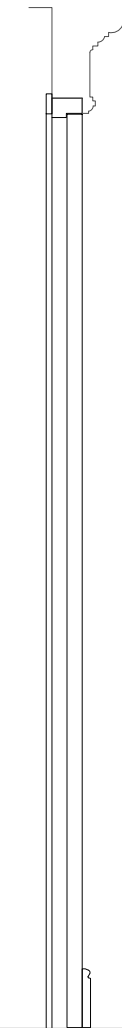
Architecture - Interior Design - Furnishing
39 rue de Verneuil 75007 Paris
Tel: +33 1 45 44 04 65 - contact@deniot.com



Elevation - Side A


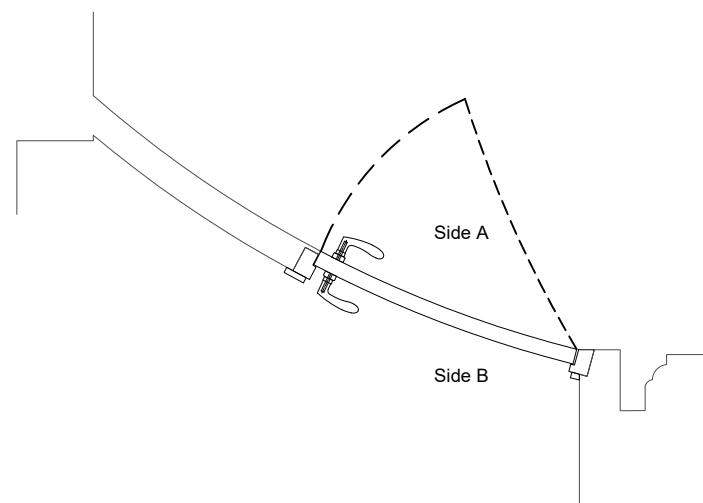


Elevation - Side B



Side B

Side A



Full shop drawings to be provided by Contractors. Interior designer's approval is required before manufacture and construction for aesthetics purposes.

GENERAL COMMENTS

New blocks added on all architraves

For ironmongery finishes, please refer to Belg-JLD-Ironmongery room by room schedule

Key types security system to be confirmed by client or architect

All doors opening above carpet should be trimmed by approx 2cm (precise dimension to be confirmed before manufacture)

All mechanism and their proper functionality are to be ensured by GC.

FDLG-01C

Existing - 4 panels

Location

LOWER GROUND FLOOR

Sides

A	B
Wine cellar	Lobby

Opening type and system (TBC by supplier)

Fire door
Single leaf

Type of setting

Lockable

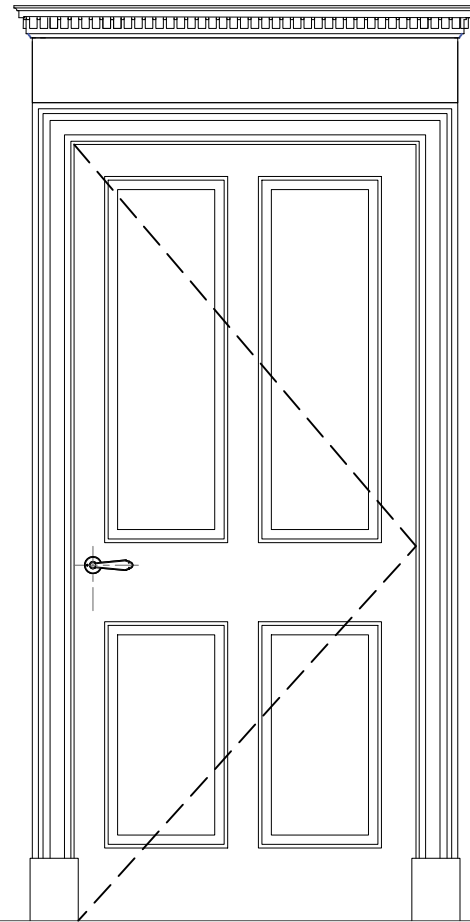
Handle mounting height

94 cm

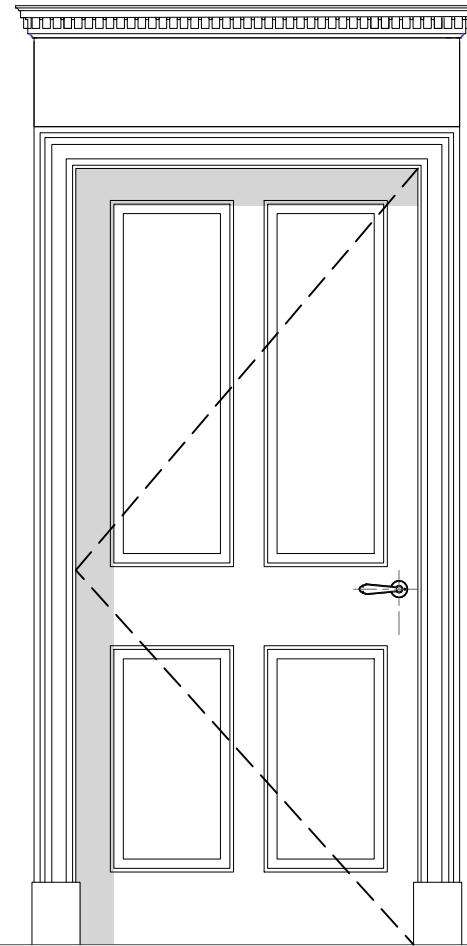
Type of architrave

Side A	Side B
New to match existing	New to match existing

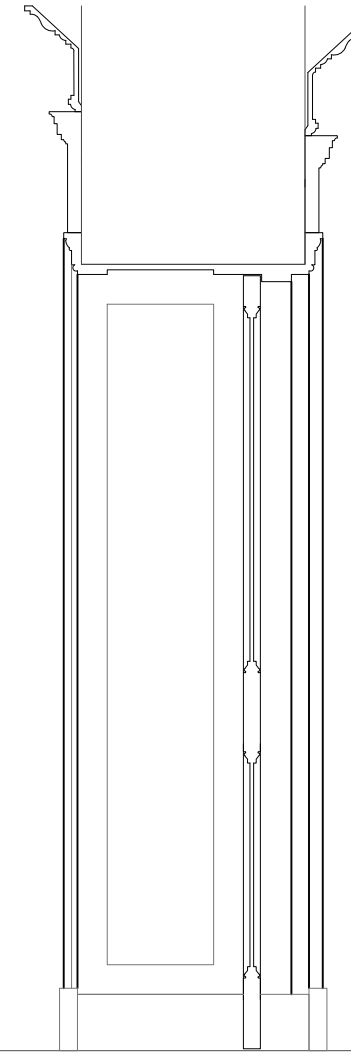
Width	Height
-------	--------



Elevation - Side A

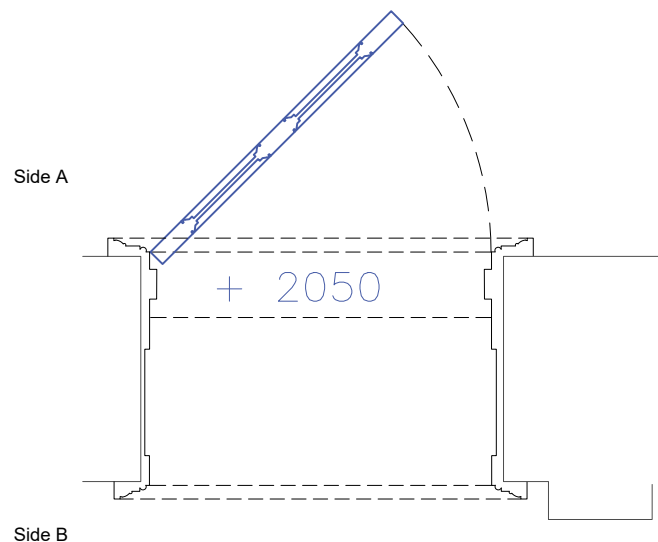


Elevation - Side B



Side B

Side A



Side A

Side B

GENERAL COMMENTS

New blocks added on all architraves

For ironmongery finishes, please refer to Belg-JLD-Ironmongery room by room schedule

Key types security system to be confirmed by client or architect

All doors opening above carpet should be trimmed by approx 2cm (precise dimension to be confirmed before manufacture)

All mechanism and their proper functionality are to be ensured by GC.

Project
10 BELGRAVE SQUARE
LONDON UK

2021-7-8

DOOR SCHEDULE

Print on A1

SCALE: 1 / 10

FDLG-01C

DRAWINGS GIVEN AS DESIGN INTENT ONLY, THEY CAN NOT BE CONSIDERED AS CONSTRUCTION DRAWINGS

DIMENSIONS IN THIS DRAWING ARE NOTIONAL ONLY. ALL DIMENSIONS TO BE CHECKED ON SITE.

FULL SITE DIMENSIONS TO BE TAKEN BY MANUFACTURER PRIOR TO PRODUCTION OF SHOP DRAWINGS.

ALL SITE DIMENSIONS TO BE VERIFIED BY CONTRACTOR. FULL JOINERY SHOP DRAWINGS TO BE PROVIDED BY MANUFACTURER FOR C.A APPROVAL.

ALL SANITARY ACCESSORIES TO BE SET OUT ON SITE.

ALL STONE JUNCTION CORNERS ASSUME MITERED. CONTRACTOR TO SUBMIT SHOP DRAWINGS OF STONE/ TILES CUTS FOR APPROVAL

ALL EXPOSED STONE EDGES TO BE POLISHED.

FOR FITTING AN FIXTURES REFER TO SANITARYWARE SCHEDULE/NBS.

REVISION 03


THESE DRAWINGS ARE FOR AESTHETIC DESIGN INFORMATION PURPOSES ONLY & DO NOT CONTAIN ANY INFORMATION FOR CONSTRUCTION, PERMITS OR COMPLIANCE TO BUILDING REGULATIONS. REFER TO DRAWINGS OF EXECUTIVE ARCHITECT OR DESIGN & BUILD CONTRACTOR FOR ALL INFORMATION.

DO NOT SCALE OFF THIS DRAWING. USE FIGURES DIMENSIONS ONLY OR CONSULT THE ARCHITECT. ARCHITECT TO BE INFORMED OF ANY VARIATIONS THAT MAY OCCUR BEFORE COMMENCEMENT OF WORK.



JEAN-LOUIS DENIOT

Architecture - Interior Design - Furnishing
39 rue de Verneuil 75007 Paris
Tel: +33 1 45 44 04 65 - contact@deniot.com



Full shop drawings to be provided by Contractors. Interior designer's approval is required before manufacture and construction for aesthetics purposes.

FDLG-01D

New - 4 panels

Location

LOWER GROUND FLOOR

Sides

A	B
Lobby	Hoist

Opening type and system (TBC by supplier)

Double Door
(1 opening/1 sexi fixe)
Jib door
Flush bolt

Type of setting

Hidden hinges

Lockable

NO

Handle mounting height

94 cm

Type of architrave

Side A	Side B
N/A	part of joinery

Width	Height
-------	--------

GENERAL COMMENTS

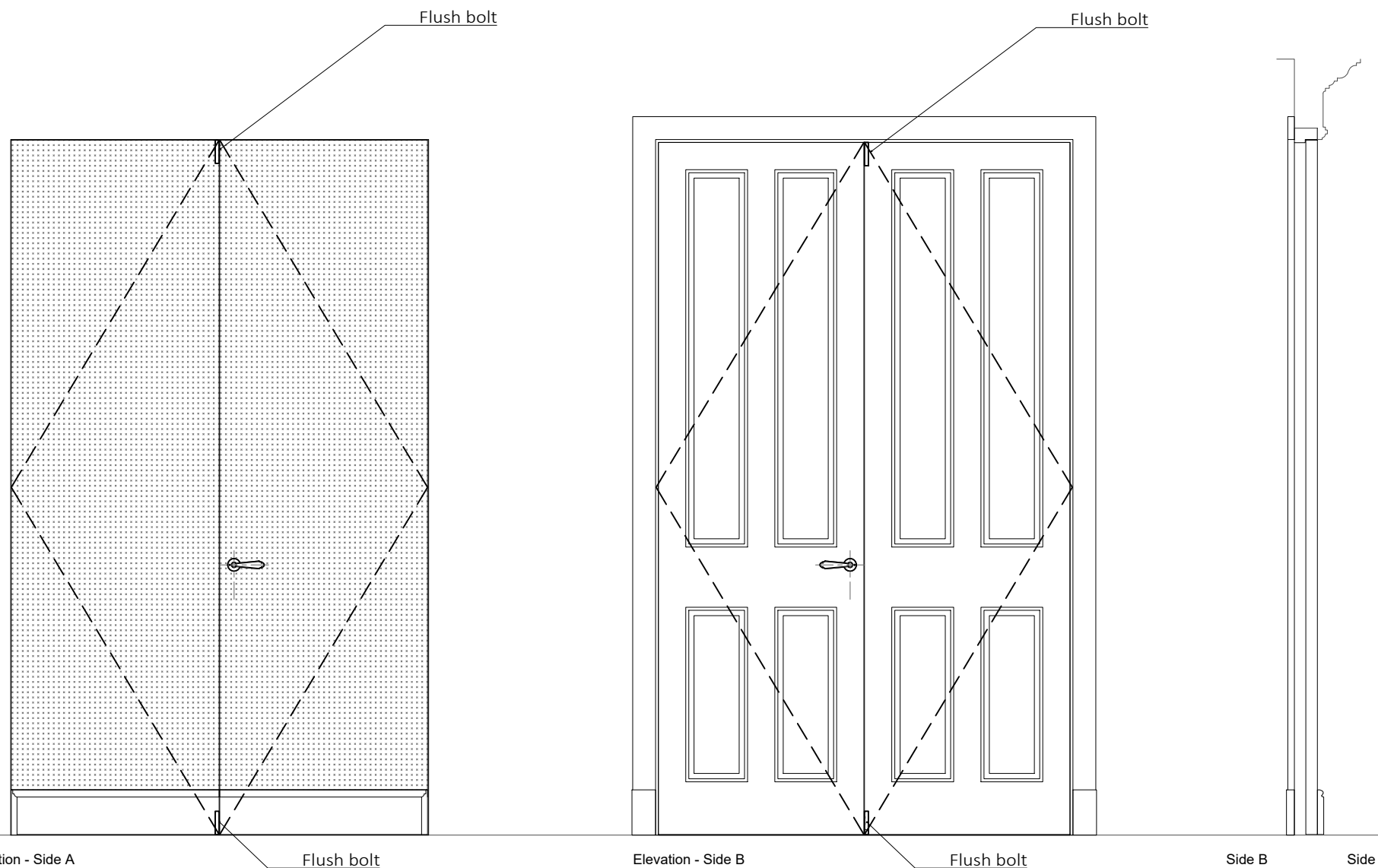
New blocks added on all architraves

For ironmongery finishes, please refer to Belg-JLD-Ironmongery room by room schedule

Key types security system to be confirmed by client or architect

All doors opening above carpet should be trimmed by approx 2cm (precise dimension to be confirmed before manufacture)

All mechanism and their proper functionality are to be ensured by GC.



Elevation - Side A

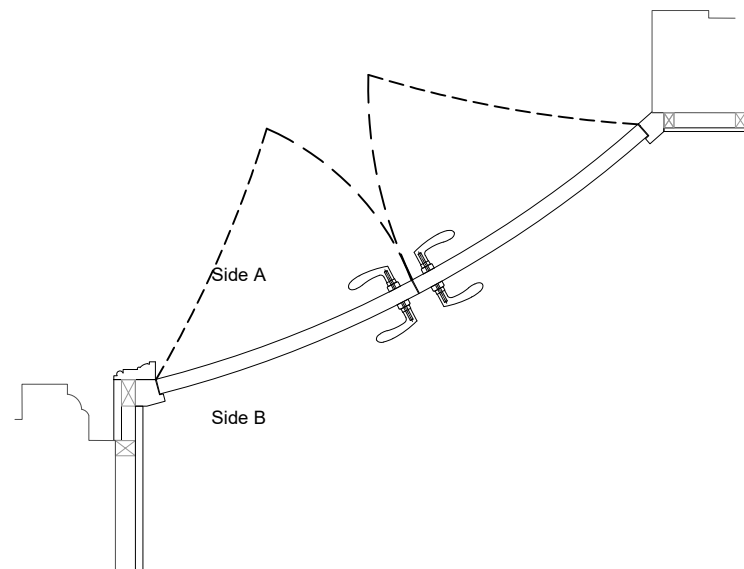
Flush bolt

Elevation - Side B

Flush bolt

Side B

Side A



Side A

Side B

0 0.5m 1m 2m

Project
10 BELGRAVE SQUARE
LONDON UK

2021-7-8

DOOR SCHEDULE

Print on A1

SCALE: 1 / 10

FDLG-01D



FLUSH BOLT

DRAWINGS GIVEN AS DESIGN INTENT ONLY, THEY CAN NOT BE CONSIDERED AS CONSTRUCTION DRAWINGS

DIMENSIONS IN THIS DRAWING ARE NOTIONAL ONLY. ALL DIMENSIONS TO BE CHECKED ON SITE. FULL SITE DIMENSIONS TO BE TAKEN BY MANUFACTURER PRIOR TO PRODUCTION OF SHOP DRAWINGS. ALL SITE DIMENSIONS TO BE VERIFIED BY CONTRACTOR. FULL JOINERY SHOP DRAWINGS TO BE PROVIDED BY MANUFACTURER FOR C.A APPROVAL. ALL SANITARY ACCESSORIES TO BE SET OUT ON SITE. ALL STONE JUNCTION CORNERS ASSUME MITERED. CONTRACTOR TO SUBMIT SHOP DRAWINGS OF STONE/TILES CUTS FOR APPROVAL. ALL EXPOSED STONE EDGES TO BE POLISHED. FOR FITTING AN FIXTURES REFER TO SANITARYWARE SCHEDULE/NBS.

REVISION 03

THESE DRAWINGS ARE FOR AESTHETIC DESIGN INFORMATION PURPOSES ONLY & DO NOT CONTAIN ANY INFORMATION FOR CONSTRUCTION, PERMITS OR COMPLIANCE TO BUILDING REGULATIONS. REFER TO DRAWINGS OF EXECUTIVE ARCHITECT OR DESIGN & BUILD CONTRACTOR FOR ALL INFORMATION.

DO NOT SCALE OFF THIS DRAWING. USE FIGURES DIMENSIONS ONLY OR CONSULT THE ARCHITECT. ARCHITECT TO BE INFORMED OF ANY VARIATIONS THAT MAY OCCUR BEFORE COMMENCEMENT OF WORK.



JEAN-LOUIS DENIOT

Architecture - Interior Design - Furnishing
39 rue de Verneuil 75007 Paris
Tel:+33 1 45 44 04 65 - contact@deniot.com

Full shop drawings to be provided by Contractors. Interior designer's approval is required before manufacture and construction for aesthetics purposes.

FDLG-02A

New - 4 panels

Location

LOWER GROUND FLOOR

Sides

A	B
Cinema Lobby	Wine Cellar

Opening type and system (TBC by supplier)

Single leaf

Type of setting

Orb

Lockable

No

Handle mounting height

95 cm

Type of architrave

Side A	Side B
New to match existing	New to match existing

Width	Height
-------	--------

GENERAL COMMENTS

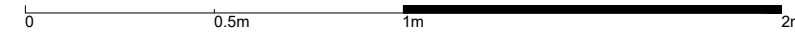
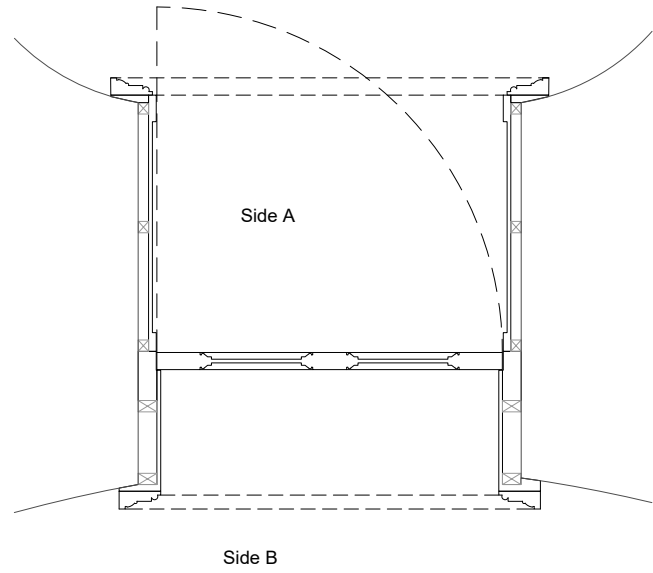
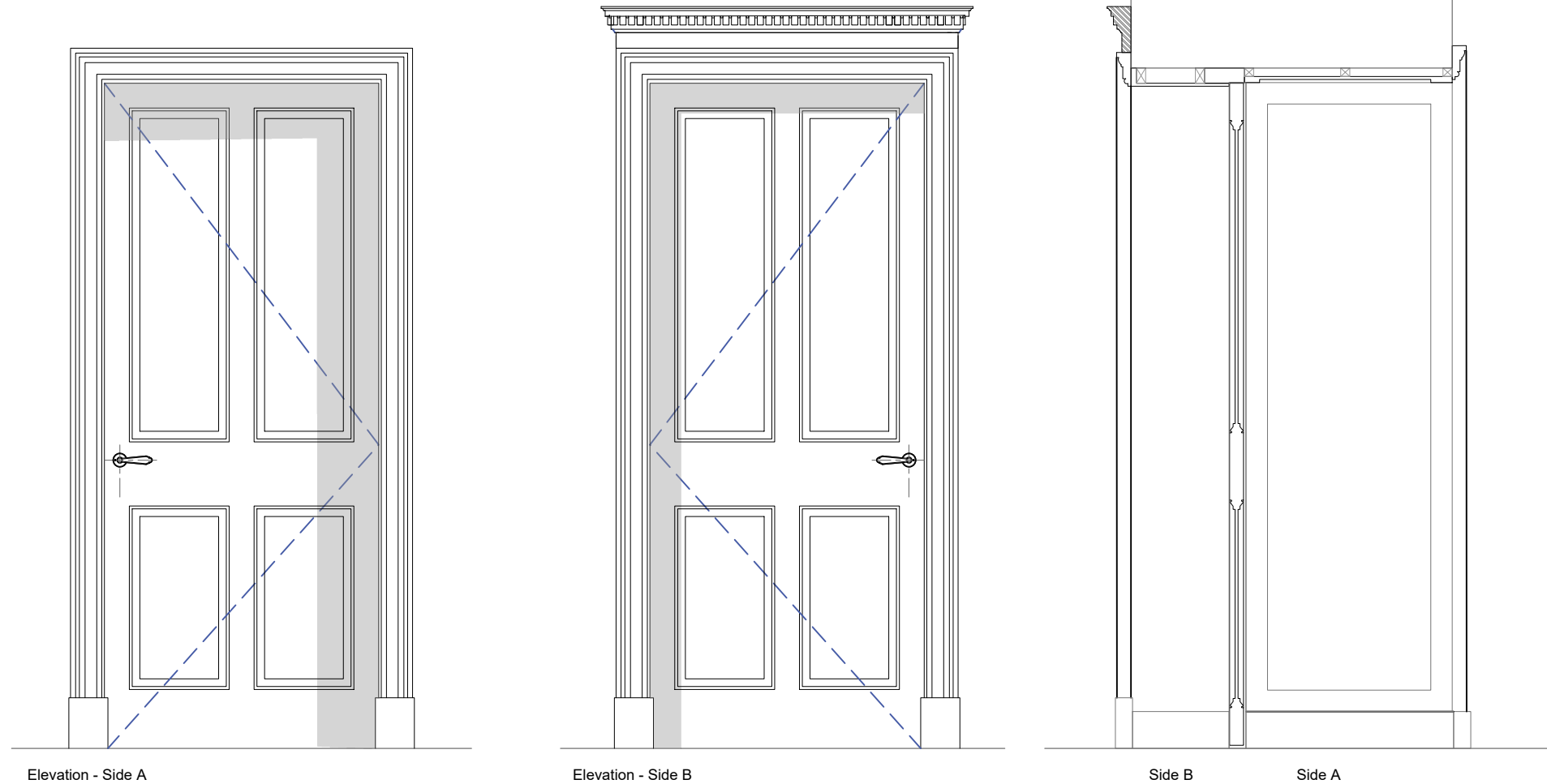
New blocks added on all architraves

For ironmongery finishes, please refer to Belg-JLD-Ironmongery room by room schedule

Key types security system to be confirmed by client or architect

All doors opening above carpet should be trimmed by approx 2cm (precise dimension to be confirmed before manufacture)

All mechanism and their proper functionality are to be ensured by GC.



Project
10 BELGRAVE SQUARE
LONDON UK

2021-7-8

DOOR SCHEDULE

Print on A1 SCALE: 1 / 10

FDLG-02A

DRAWINGS GIVEN AS DESIGN INTENT ONLY, THEY CAN NOT BE CONSIDERED AS CONSTRUCTION DRAWINGS

DIMENSIONS IN THIS DRAWING ARE NOTIONAL ONLY. ALL DIMENSIONS TO BE CHECKED ON SITE. FULL SITE DIMENSIONS TO BE TAKEN BY MANUFACTURER PRIOR TO PRODUCTION OF SHOP DRAWINGS. ALL SITE DIMENSIONS TO BE VERIFIED BY CONTRACTOR. FULL JOINERY SHOP DRAWINGS TO BE PROVIDED BY MANUFACTURER FOR C.A APPROVAL. ALL SANITARY ACCESSORIES TO BE SET OUT ON SITE. ALL STONE JUNCTION CORNERS ASSUME MITERED. CONTRACTOR TO SUBMIT SHOP DRAWINGS OF STONE/TILES CUTS FOR APPROVAL. ALL EXPOSED STONE EDGES TO BE POLISHED. FOR FITTING AN FIXTURES REFER TO SANITARYWARE SCHEDULE/NBS.

REVISION 03

THESE DRAWINGS ARE FOR AESTHETIC DESIGN INFORMATION PURPOSES ONLY & DO NOT CONTAIN ANY INFORMATION FOR CONSTRUCTION, PERMITS OR COMPLIANCE TO BUILDING REGULATIONS. REFER TO DRAWINGS OF EXECUTIVE ARCHITECT OR DESIGN & BUILD CONTRACTOR FOR ALL INFORMATION.

DO NOT SCALE OFF THIS DRAWING. USE FIGURES DIMENSIONS ONLY OR CONSULT THE ARCHITECT. ARCHITECT TO BE INFORMED OF ANY VARIATIONS THAT MAY OCCUR BEFORE COMMENCEMENT OF WORK.



JEAN-LOUIS DENIOT

Architecture - Interior Design - Furnishing
39 rue de Verneuil 75007 Paris
Tel: +33 1 45 44 04 65 - contact@deniot.com

Full shop drawings to be provided by Contractors. Interior designer's approval is required before manufacture and construction for aesthetics purposes.

DLG-02B

New - 4 panels

Location

LOWER GROUND FLOOR

Sides

A	B
Cinema Lobby	Cinema

Opening type and system (TBC by supplier)

Double doors
(1 opening/ 1 semi fixed)
Jib door on side B
Flush bolt (operating recessed handle)

Type of setting

Orb

Lockable

NO

Handle mounting height

94 cm

Type of architrave

Side A	Side B
--------	--------

New to match existing	N/A
-----------------------	-----

Width	Height
-------	--------

GENERAL COMMENTS

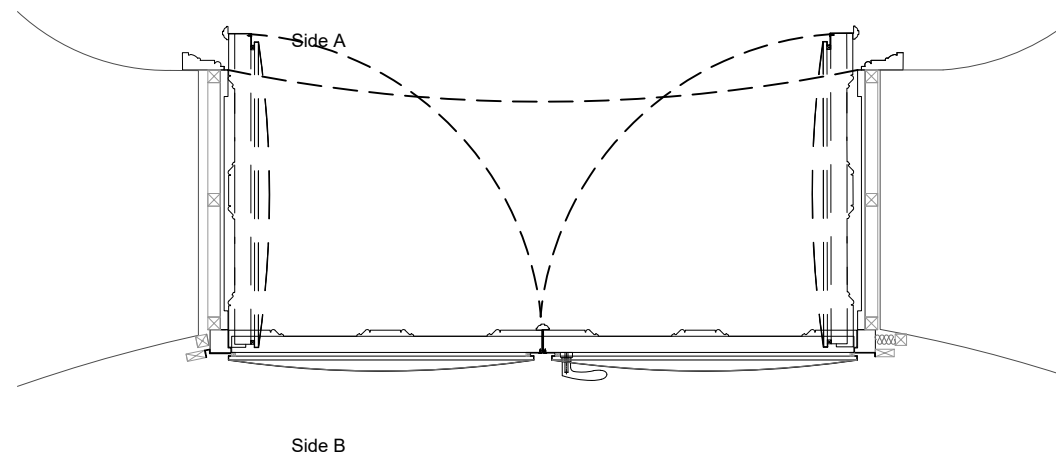
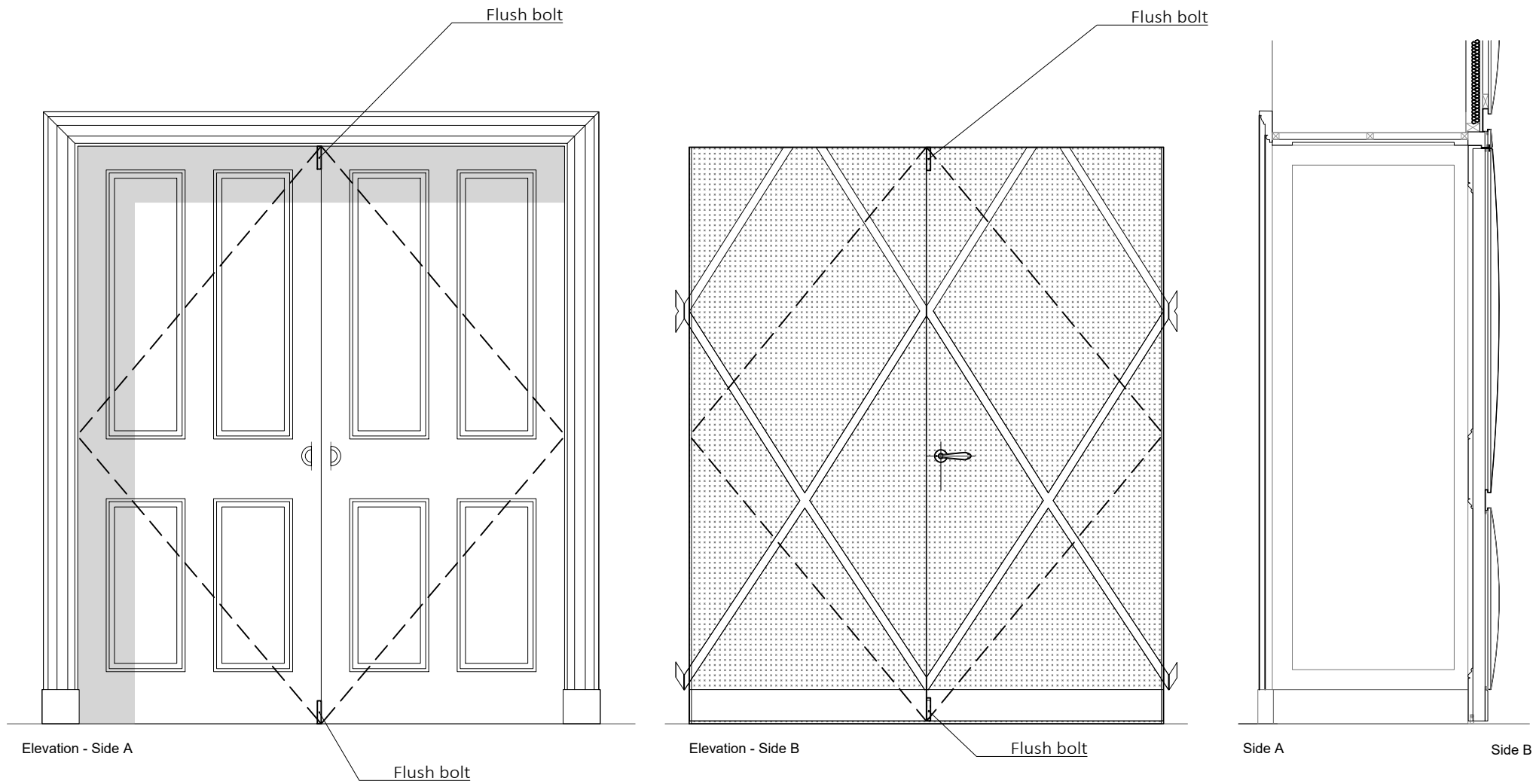
New blocks added on all architraves

For ironmongery finishes , please refer to Belg-JLD-Ironmongery room by room schedule

Key types security systeme to be confirmed by client or architect

All doors opening above carpet should be trimmed by approx 2cm (precise dimension to be confirmed before manufacture)

All mecanismo and thier preper functionary are to be ensured by GC.



Project
10 BELGRAVE SQUARE
LONDON UK

2021-7-8

DOOR SCHEDULE

Print on A1 SCALE: 1 / 10

DLG-02B



DRAWINGS GIVEN AS DESIGN INTENT ONLY, THEY CAN NOT BE CONSIDERED AS CONSTRUCTION DRAWINGS

DIMENSIONS IN THIS DRAWING ARE NOTIONAL ONLY. ALL DIMENSIONS TO BE CHECKED ON SITE. FULL SITE DIMENSIONS TO BE TAKEN BY MANUFACTURER PRIOR TO PRODUCTION OF SHOP DRAWINGS. ALL SITE DIMENSIONS TO BE VERIFIED BY CONTRACTOR. FULL JOINERY SHOP DRAWINGS TO BE PROVIDED BY MANUFACTURER FOR C.A APPROVAL. ALL SANITARY ACCESSORIES TO BE SET OUT ON SITE. ALL STONE JUNCTION CORNERS ASSUME MITERED. CONTRACTOR TO SUBMIT SHOP DRAWINGS OF STONE/ TILES CUTS FOR APPROVAL. ALL EXPOSED STONE EDGES TO BE POLISHED. FOR FITTING AN FIXTURES REFER TO SANITARYWARE SCHEDULE/NBS.

REVISION 03

THESE DRAWINGS ARE FOR AESTHETIC DESIGN INFORMATION PURPOSES ONLY & DO NOT CONTAIN ANY INFORMATION FOR CONSTRUCTION, PERMITS OR COMPLIANCE TO BUILDING REGULATIONS. REFER TO DRAWINGS OF EXECUTIVE ARCHITECT OR DESIGN & BUILD CONTRACTOR FOR ALL INFORMATION.

DO NOT SCALE OFF THIS DRAWING. USE FIGURES DIMENSIONS ONLY OR CONSULT THE ARCHITECT. ARCHITECT TO BE INFORMED OF ANY VARIATIONS THAT MAY OCCUR BEFORE COMMENCEMENT OF WORK.



JEAN-LOUIS DENIOT

Architecture - Interior Design - Furnishing
39 rue de Verneuil 75007 Paris
Tel: +33 1 45 44 04 65 - contact@deniot.com

0 0.5m 1m 2m

Full shop drawings to be provided by Contractors. Interior designer's approval is required before manufacture and construction for aesthetics purposes.

DLG-03A

New - 4 panels

Location

LOWER GROUND FLOOR

Sides

A WC B Cinema Lobby

Opening type and system (TBC by supplier)

Single leaf

Type of setting

Orb

Lockable

Yes_Bathroom door lock

Handle mounting height

95 cm

Type of architrave

Side A

Side B

New to match existing

New to match existing

Width

Height

GENERAL COMMENTS

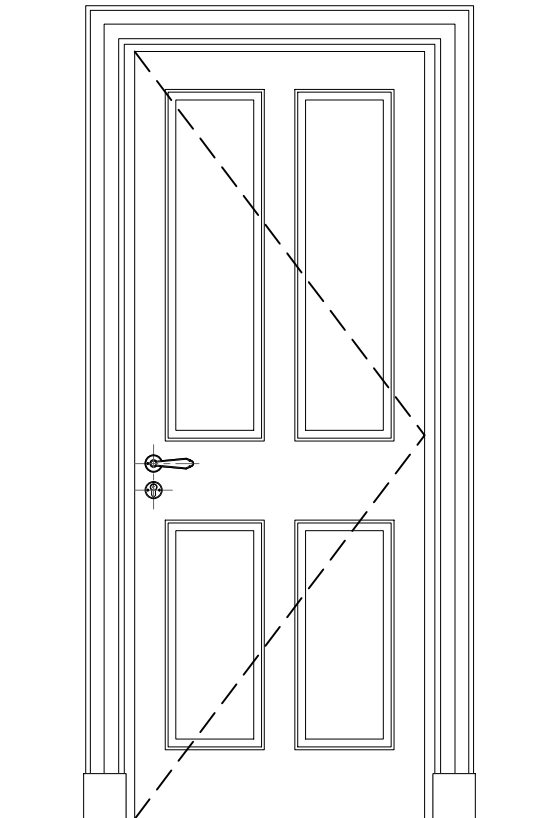
New blocks added on all architraves

For ironmongery finishes, please refer to Belg-JLD-Ironmongery room by room schedule

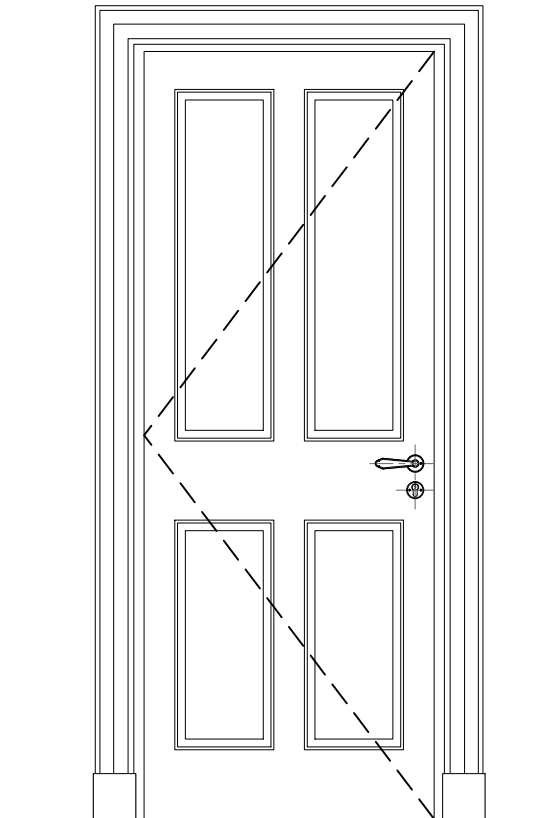
Key types security system to be confirmed by client or architect

All doors opening above carpet should be trimmed by approx 2cm (precise dimension to be confirmed before manufacture)

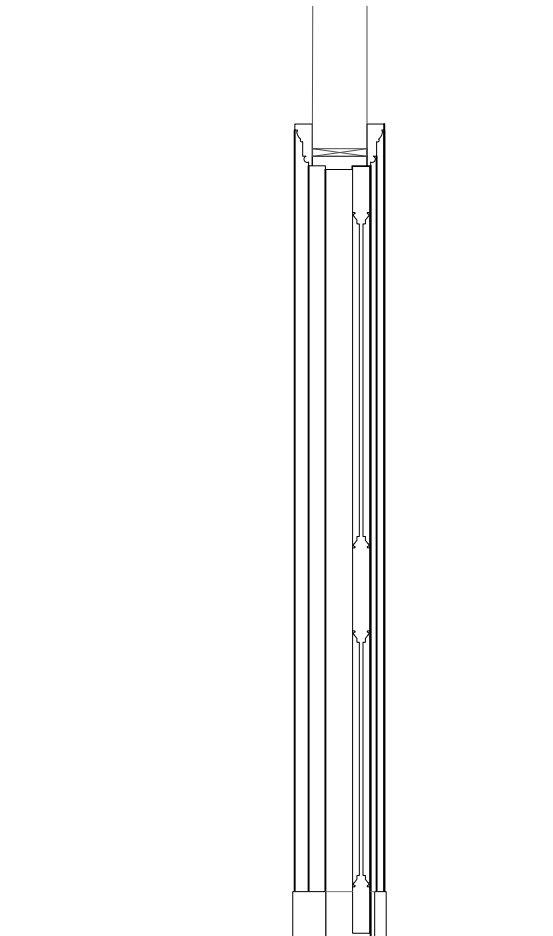
All mechanism and their proper functionality are to be ensured by GC.



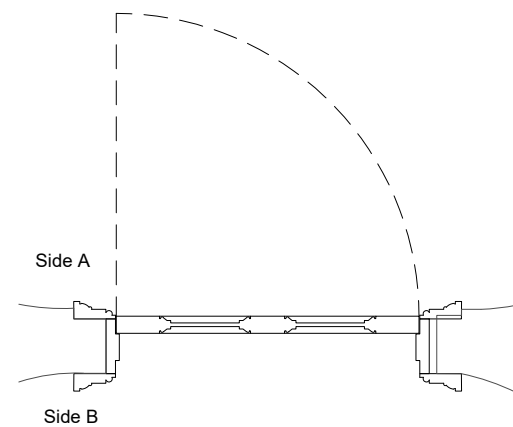
Elevation - Side A



Elevation - Side B



Side B Side A



Side A

Side B

Project
10 BELGRAVE SQUARE
LONDON UK

2021-7-8

DOOR SCHEDULE

Print on A1

SCALE: 1 / 10

DLG-03A

DRAWINGS GIVEN AS DESIGN INTENT ONLY, THEY CAN NOT BE CONSIDERED AS CONSTRUCTION DRAWINGS

DIMENSIONS IN THIS DRAWING ARE NOTIONAL ONLY. ALL DIMENSIONS TO BE CHECKED ON SITE. FULL SITE DIMENSIONS TO BE TAKEN BY MANUFACTURER PRIOR TO PRODUCTION OF SHOP DRAWINGS. ALL SITE DIMENSIONS TO BE VERIFIED BY CONTRACTOR. FULL JOINERY SHOP DRAWINGS TO BE PROVIDED BY MANUFACTURER FOR C.A APPROVAL. ALL SANITARY ACCESSORIES TO BE SET OUT ON SITE. ALL STONE JUNCTION CORNERS ASSUME MITERED. CONTRACTOR TO SUBMIT SHOP DRAWINGS OF STONE/TILES CUTS FOR APPROVAL. ALL EXPOSED STONE EDGES TO BE POLISHED. FOR FITTING AN FIXTURES REFER TO SANITARYWARE SCHEDULE/NBS.

REVISION 03

THESE DRAWINGS ARE FOR AESTHETIC DESIGN INFORMATION PURPOSES ONLY & DO NOT CONTAIN ANY INFORMATION FOR CONSTRUCTION, PERMITS OR COMPLIANCE TO BUILDING REGULATIONS. REFER TO DRAWINGS OF EXECUTIVE ARCHITECT OR DESIGN & BUILD CONTRACTOR FOR ALL INFORMATION.

DO NOT SCALE OFF THIS DRAWING. USE FIGURES DIMENSIONS ONLY OR CONSULT THE ARCHITECT. ARCHITECT TO BE INFORMED OF ANY VARIATIONS THAT MAY OCCUR BEFORE COMMENCEMENT OF WORK.



JEAN-LOUIS DENIOT

Architecture - Interior Design - Furnishing
39 rue de Verneuil 75007 Paris
Tel: +33 1 45 44 04 65 - contact@deniot.com

0 0.5m 1m 2m

Full shop drawings to be provided by Contractors. Interior designer's approval is required before manufacture and construction for aesthetics purposes.

DLG-05A

New - 4 panels

Location

LOWER GROUND FLOOR

Sides

A Laundry B Staff sitting

Opening type and system (TBC by supplier)

Single leaf

Type of setting

Standard

Lockable

NO

Handle mounting height

94 cm

Type of architrave

Side A

Side B

New to match existing

New to match existing

Width

Height

GENERAL COMMENTS

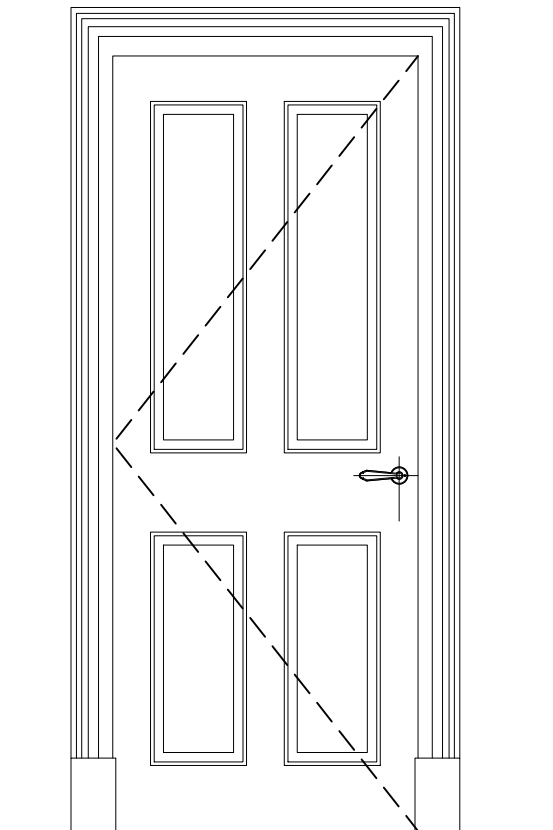
New blocks added on all architraves

For ironmongery finishes, please refer to Belg-JLD-Ironmongery room by room schedule

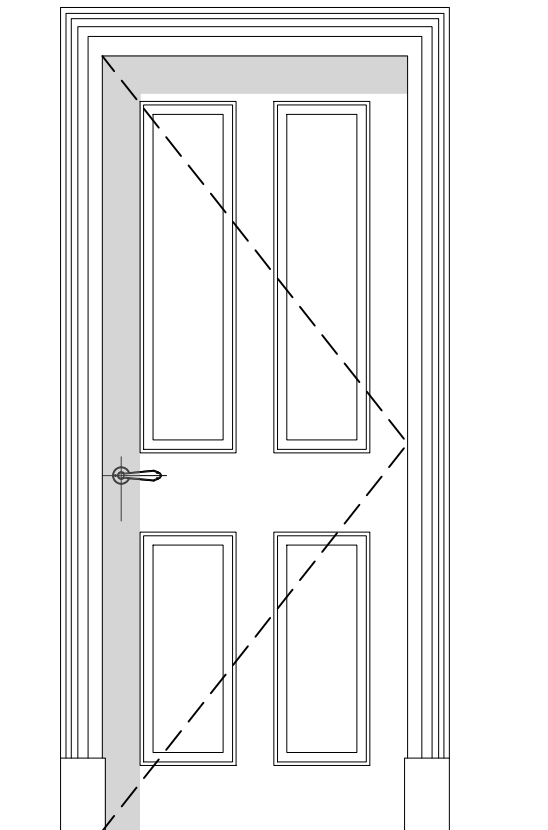
Key types security system to be confirmed by client or architect

All doors opening above carpet should be trimmed by approx 2cm (precise dimension to be confirmed before manufacture)

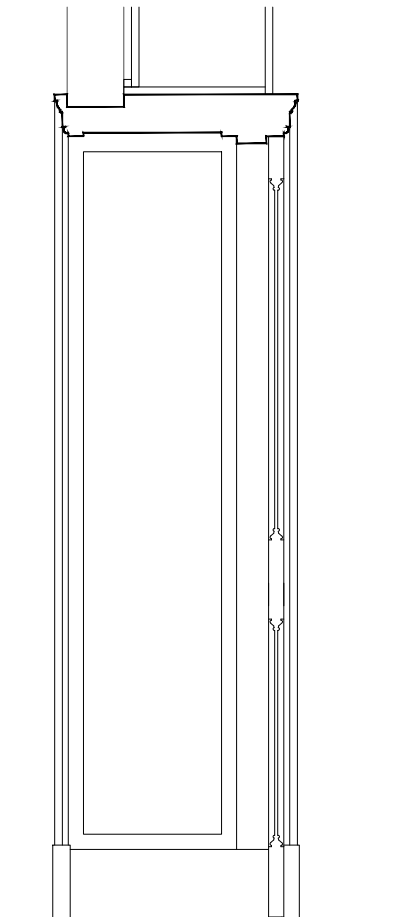
All mechanism and their proper functionality are to be ensured by GC.



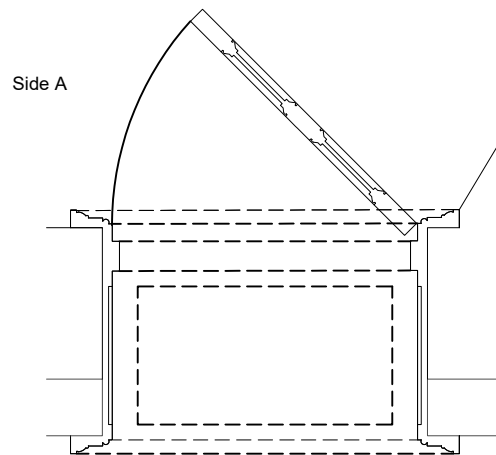
Elevation - Side A



Elevation - Side B




Side B Side A



Side A

Side B



Project
10 BELGRAVE SQUARE
LONDON UK

2021-7-8

DOOR SCHEDULE

Print on A1

SCALE: 1 / 10

DLG-05A

DRAWINGS GIVEN AS DESIGN INTENT ONLY, THEY CAN NOT BE CONSIDERED AS CONSTRUCTION DRAWINGS

DIMENSIONS IN THIS DRAWING ARE NOTIONAL ONLY. ALL DIMENSIONS TO BE CHECKED ON SITE. FULL SITE DIMENSIONS TO BE TAKEN BY MANUFACTURER PRIOR TO PRODUCTION OF SHOP DRAWINGS. ALL SITE DIMENSIONS TO BE VERIFIED BY CONTRACTOR. FULL JOINERY SHOP DRAWINGS TO BE PROVIDED BY MANUFACTURER FOR C.A APPROVAL. ALL SANITARY ACCESSORIES TO BE SET OUT ON SITE. ALL STONE JUNCTION CORNERS ASSUME MITERED. CONTRACTOR TO SUBMIT SHOP DRAWINGS OF STONE/TILES CUTS FOR APPROVAL. ALL EXPOSED STONE EDGES TO BE POLISHED. FOR FITTING AN FIXTURES REFER TO SANITARYWARE SCHEDULE/NBS.

REVISION 03

THESE DRAWINGS ARE FOR AESTHETIC DESIGN INFORMATION PURPOSES ONLY & DO NOT CONTAIN ANY INFORMATION FOR CONSTRUCTION, PERMITS OR COMPLIANCE TO BUILDING REGULATIONS. REFER TO DRAWINGS OF EXECUTIVE ARCHITECT OR DESIGN & BUILD CONTRACTOR FOR ALL INFORMATION.

DO NOT SCALE OFF THIS DRAWING. USE FIGURES DIMENSIONS ONLY OR CONSULT THE ARCHITECT. ARCHITECT TO BE INFORMED OF ANY VARIATIONS THAT MAY OCCUR BEFORE COMMENCEMENT OF WORK.



JEAN-LOUIS DENIOT

Architecture - Interior Design - Furnishing
39 rue de Verneuil 75007 Paris
Tel: +33 1 45 44 04 65 - contact@deniot.com

Full shop drawings to be provided by Contractors. Interior designer's approval is required before manufacture and construction for aesthetics purposes.

FDLG-06A

New - 4 panels

Location

LOWER GROUND FLOOR

Sides

A Staff sitting
B Corridor

Opening type and system (TBC by supplier)

Single leaf

Type of setting

Standard

Lockable

NO

Handle mounting height

94 cm

Type of architrave

Side A

Side B

New to match existing

New to match existing

Width

Height

GENERAL COMMENTS

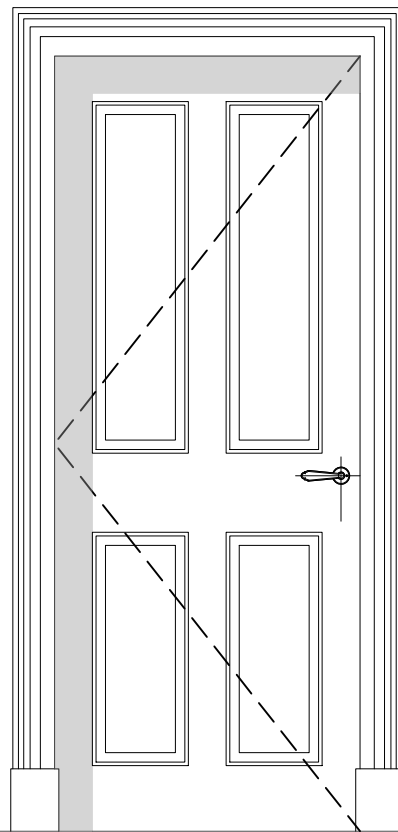
New blocks added on all architraves

For ironmongery finishes, please refer to Belg-JLD-Ironmongery room by room schedule

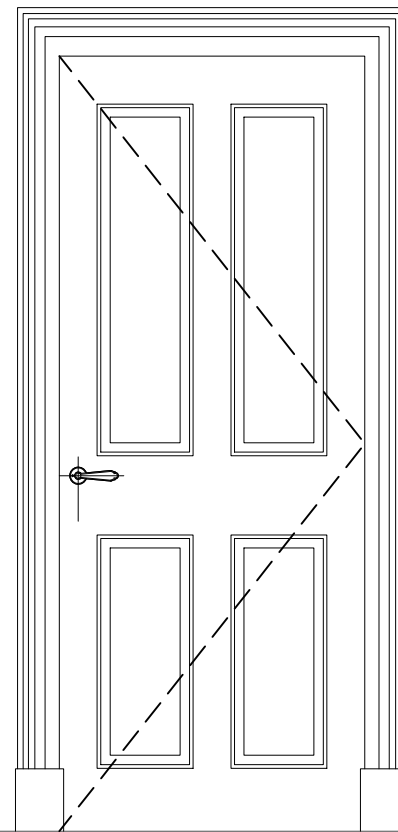
Key types security system to be confirmed by client or architect

All doors opening above carpet should be trimmed by approx 2cm (precise dimension to be confirmed before manufacture)

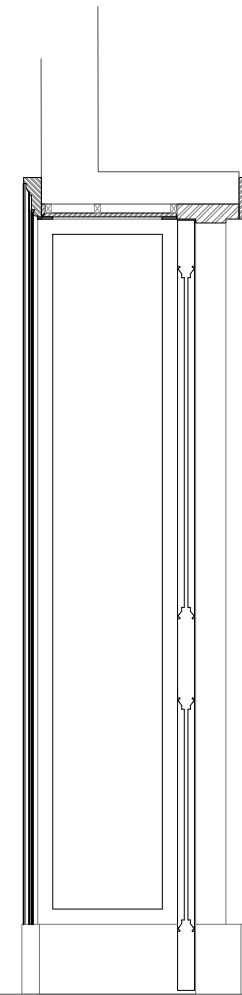
All mechanism and their proper functionality are to be ensured by GC.



Elevation - Side A

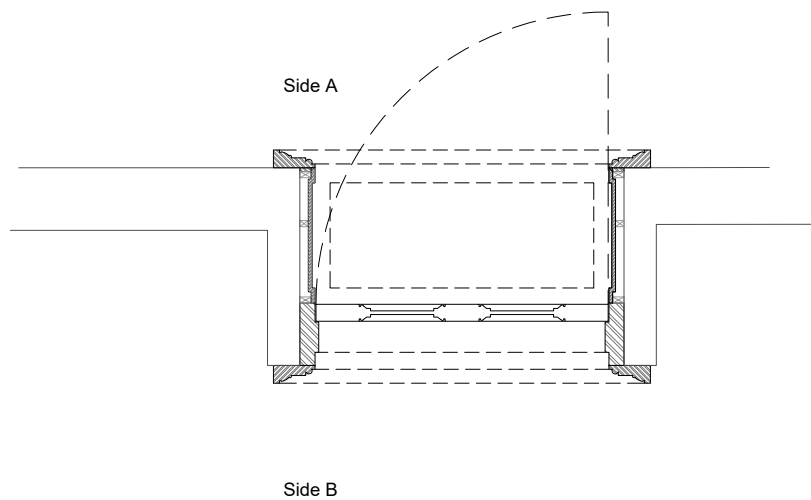


Elevation - Side B




Side A

Side B



Side A

Side B



Project
10 BELGRAVE SQUARE
LONDON UK

2021-7-8

DOOR SCHEDULE

Print on A1

SCALE: 1 / 10

FDLG-06A

DRAWINGS GIVEN AS DESIGN INTENT ONLY, THEY CAN NOT BE CONSIDERED AS CONSTRUCTION DRAWINGS

DIMENSIONS IN THIS DRAWING ARE NOTIONAL ONLY. ALL DIMENSIONS TO BE CHECKED ON SITE. FULL SITE DIMENSIONS TO BE TAKEN BY MANUFACTURER PRIOR TO PRODUCTION OF SHOP DRAWINGS. ALL SITE DIMENSIONS TO BE VERIFIED BY CONTRACTOR. FULL JOINERY SHOP DRAWINGS TO BE PROVIDED BY MANUFACTURER FOR C.A APPROVAL. ALL SANITARY ACCESSORIES TO BE SET OUT ON SITE. ALL STONE JUNCTION CORNERS ASSUME MITERED. CONTRACTOR TO SUBMIT SHOP DRAWINGS OF STONE/TILES CUTS FOR APPROVAL. ALL EXPOSED STONE EDGES TO BE POLISHED. FOR FITTING AN FIXTURES REFER TO SANITARYWARE SCHEDULE/NBS.

REVISION 03

THESE DRAWINGS ARE FOR AESTHETIC DESIGN INFORMATION PURPOSES ONLY & DO NOT CONTAIN ANY INFORMATION FOR CONSTRUCTION, PERMITS OR COMPLIANCE TO BUILDING REGULATIONS. REFER TO DRAWINGS OF EXECUTIVE ARCHITECT OR DESIGN & BUILD CONTRACTOR FOR ALL INFORMATION.

DO NOT SCALE OFF THIS DRAWING. USE FIGURES DIMENSIONS ONLY OR CONSULT THE ARCHITECT. ARCHITECT TO BE INFORMED OF ANY VARIATIONS THAT MAY OCCUR BEFORE COMMENCEMENT OF WORK.



JEAN-LOUIS DENIOT

Architecture - Interior Design - Furnishing
39 rue de Verneuil 75007 Paris
Tel: +33 1 45 44 04 65 - contact@deniot.com

Full shop drawings to be provided by Contractors. Interior designer's approval is required before manufacture and construction for aesthetics purposes.

DLG-07A

Existing glazed door reused - 4 panels

Location

LOWER GROUND FLOOR

Sides

A Corridor B Staff Lobby

Opening type and system (TBC by supplier)

Single leaf

Type of setting

YES_key entrance

Lockable

NO

Handle mounting height

94 cm

Type of architrave

Side A	Side B
New to match existing	New to match existing

Width	Height
-------	--------

GENERAL COMMENTS


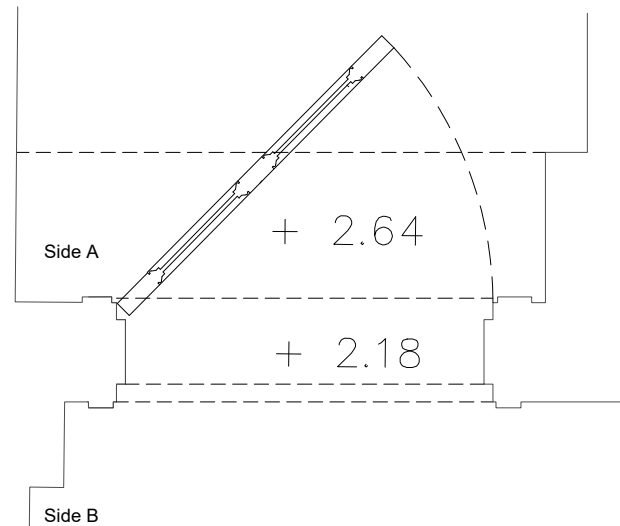
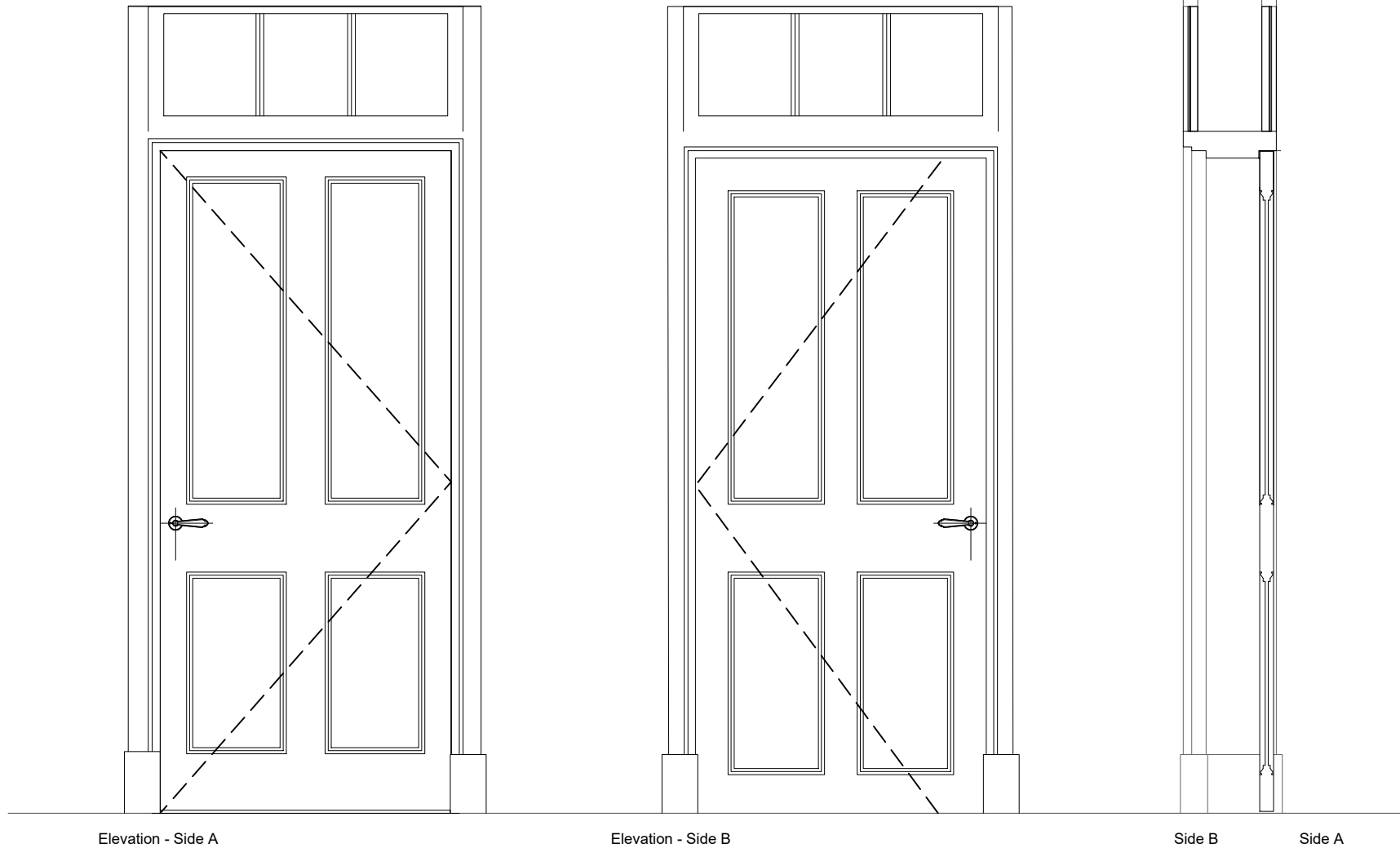
New blocks added on all architraves

For ironmongery finishes, please refer to Belg-JLD-Ironmongery room by room schedule

Key types security system to be confirmed by client or architect

All doors opening above carpet should be trimmed by approx 2cm (precise dimension to be confirmed before manufacture)

All mechanism and their proper functionality are to be ensured by GC.



Project
10 BELGRAVE SQUARE
LONDON UK

2021-7-8

DOOR SCHEDULE

Print on A1 SCALE: 1 / 10

DLG-07A

DRAWINGS GIVEN AS DESIGN INTENT ONLY, THEY CAN NOT BE CONSIDERED AS CONSTRUCTION DRAWINGS

DIMENSIONS IN THIS DRAWING ARE NOTIONAL ONLY. ALL DIMENSIONS TO BE CHECKED ON SITE. FULL SITE DIMENSIONS TO BE TAKEN BY MANUFACTURER PRIOR TO PRODUCTION OF SHOP DRAWINGS. ALL SITE DIMENSIONS TO BE VERIFIED BY CONTRACTOR. FULL JOINERY SHOP DRAWINGS TO BE PROVIDED BY MANUFACTURER FOR C.A APPROVAL. ALL SANITARY ACCESSORIES TO BE SET OUT ON SITE. ALL STONE JUNCTION CORNERS ASSUME MITERED. CONTRACTOR TO SUBMIT SHOP DRAWINGS OF STONE/ TILES CUTS FOR APPROVAL. ALL EXPOSED STONE EDGES TO BE POLISHED. FOR FITTING AN FIXTURES REFER TO SANITARYWARE SCHEDULE/NBS.

REVISION 03

THESE DRAWINGS ARE FOR AESTHETIC DESIGN INFORMATION PURPOSES ONLY & DO NOT CONTAIN ANY INFORMATION FOR CONSTRUCTION, PERMITS OR COMPLIANCE TO BUILDING REGULATIONS. REFER TO DRAWINGS OF EXECUTIVE ARCHITECT OR DESIGN & BUILD CONTRACTOR FOR ALL INFORMATION.

DO NOT SCALE OFF THIS DRAWING. USE FIGURES DIMENSIONS ONLY OR CONSULT THE ARCHITECT. ARCHITECT TO BE INFORMED OF ANY VARIATIONS THAT MAY OCCUR BEFORE COMMENCEMENT OF WORK.



JEAN-LOUIS DENIOT

Architecture - Interior Design - Furnishing
39 rue de Verneuil 75007 Paris
Tel: +33 1 45 44 04 65 - contact@deniot.com

Full shop drawings to be provided by Contractors. Interior designer's approval is required before manufacture and construction for aesthetics purposes.

FDLG-07B

New - 4 panels

Location

LOWER GROUND FLOOR

Sides

A	B
Corridor	Wine Cellar

Opening type and system (TBC by supplier)

Single leaf

Type of setting

Standard

Lockable

NO

Handle mounting height

94 cm

Type of architrave

Side A	Side B
Part of joinery	New to match existing

Width	Height
-------	--------

GENERAL COMMENTS

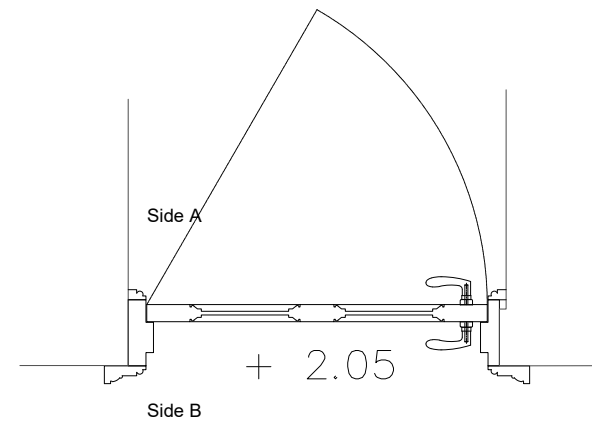
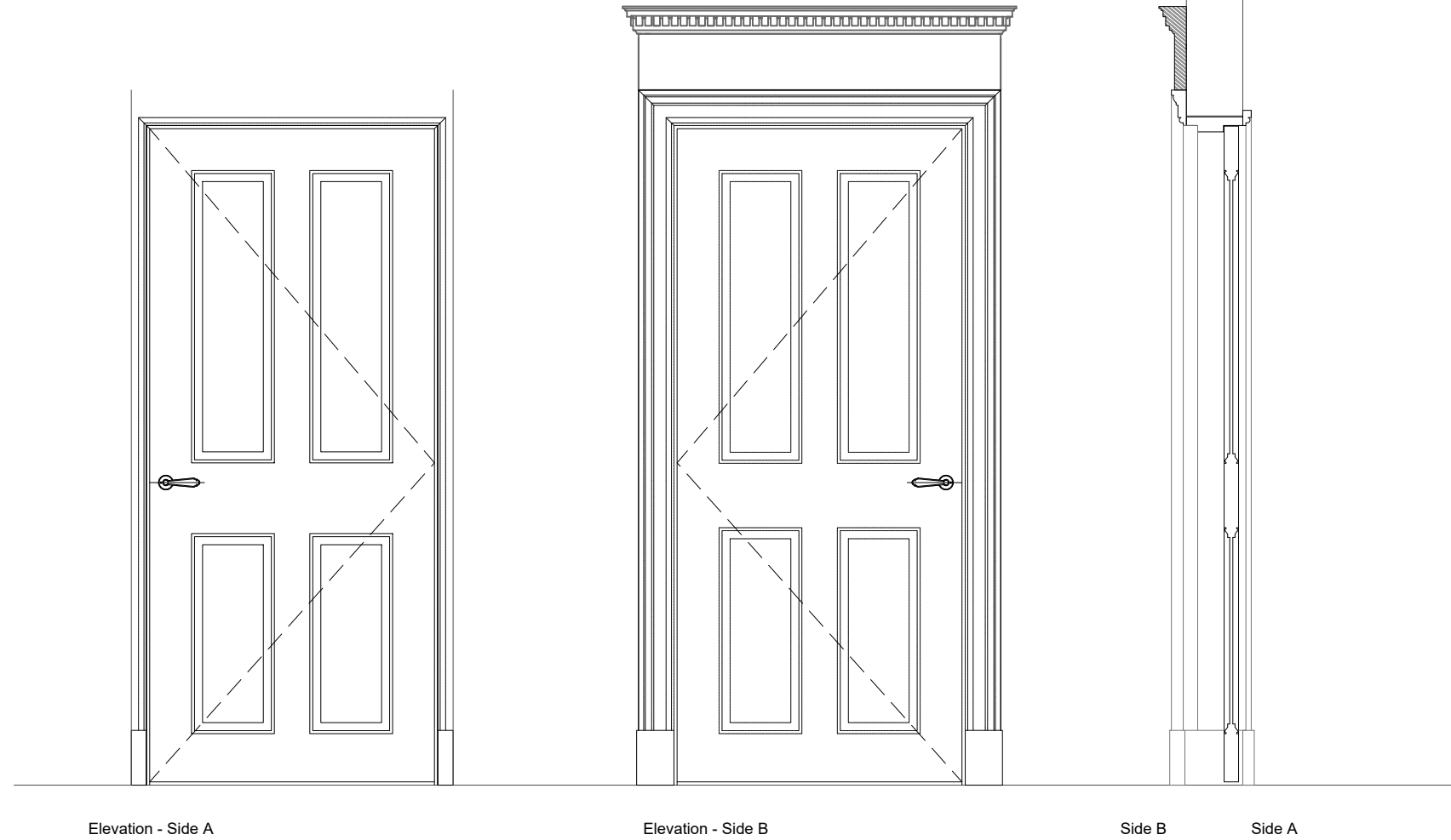
New blocks added on all architraves

For ironmongery finishes, please refer to Belg-JLD-Ironmongery room by room schedule

Key types security system to be confirmed by client or architect

All doors opening above carpet should be trimmed by approx 2cm (precise dimension to be confirmed before manufacture)

All mechanism and their proper functionality are to be ensured by GC.



Project
10 BELGRAVE SQUARE
LONDON UK

2021-7-8

DOOR SCHEDULE

Print on A1 SCALE: 1 / 10

FDLG-07B

DRAWINGS GIVEN AS DESIGN INTENT ONLY, THEY CAN NOT BE CONSIDERED AS CONSTRUCTION DRAWINGS

DIMENSIONS IN THIS DRAWING ARE NOTIONAL ONLY. ALL DIMENSIONS TO BE CHECKED ON SITE. FULL SITE DIMENSIONS TO BE TAKEN BY MANUFACTURER PRIOR TO PRODUCTION OF SHOP DRAWINGS. ALL SITE DIMENSIONS TO BE VERIFIED BY CONTRACTOR. FULL JOINERY SHOP DRAWINGS TO BE PROVIDED BY MANUFACTURER FOR C.A APPROVAL. ALL SANITARY ACCESSORIES TO BE SET OUT ON SITE. ALL STONE JUNCTION CORNERS ASSUME MITERED. CONTRACTOR TO SUBMIT SHOP DRAWINGS OF STONE/TILES CUTS FOR APPROVAL. ALL EXPOSED STONE EDGES TO BE POLISHED. FOR FITTING AN FIXTURES REFER TO SANITARYWARE SCHEDULE/NBS.

REVISION 03

THESE DRAWINGS ARE FOR AESTHETIC DESIGN INFORMATION PURPOSES ONLY & DO NOT CONTAIN ANY INFORMATION FOR CONSTRUCTION, PERMITS OR COMPLIANCE TO BUILDING REGULATIONS. REFER TO DRAWINGS OF EXECUTIVE ARCHITECT OR DESIGN & BUILD CONTRACTOR FOR ALL INFORMATION.

DO NOT SCALE OFF THIS DRAWING. USE FIGURES DIMENSIONS ONLY OR CONSULT THE ARCHITECT. ARCHITECT TO BE INFORMED OF ANY VARIATIONS THAT MAY OCCUR BEFORE COMMENCEMENT OF WORK.



JEAN-LOUIS DENIOT

Architecture - Interior Design - Furnishing
39 rue de Verneuil 75007 Paris
Tel: +33 1 45 44 04 65 - contact@deniot.com

Full shop drawings to be provided by Contractors. Interior designer's approval is required before manufacture and construction for aesthetics purposes.

DLG-08A

Existing

Location

LOWER GROUND FLOOR

Sides

A Staff Lobby B Courtyard

Opening type and system (TBC by supplier)

External Door

Type of setting

TBC

Lockable

Security type 3 locks door Banham

Handle mounting height

Type of architrave

Side A

Side B

As existing

As existing

Width

Height

GENERAL COMMENTS


New blocks added on all architraves

For ironmongery finishes, please refer to Belg-JLD-Ironmongery room by room schedule

Key types security system to be confirmed by client or architect

All doors opening above carpet should be trimmed by approx 2cm (precise dimension to be confirmed before manufacture)

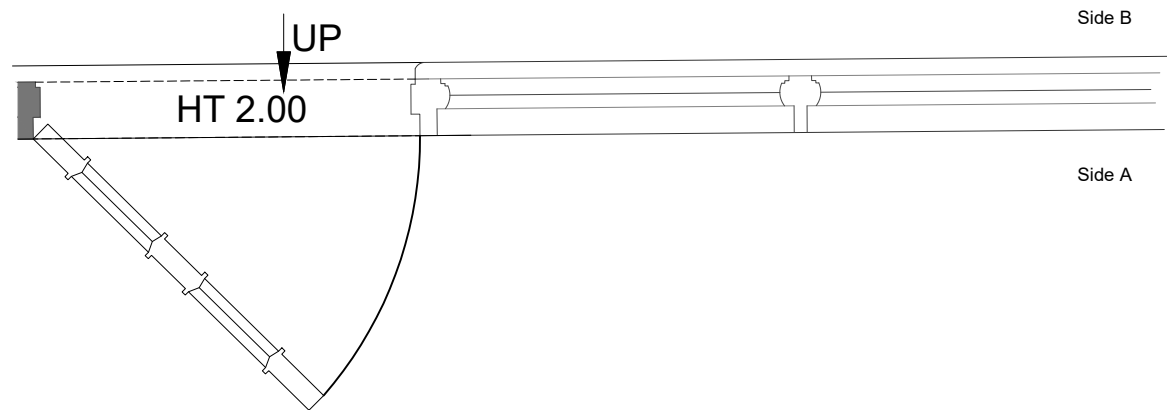
All mechanism and their proper functionality are to be ensured by GC.



Elevation - Side B

Elevation - Side A

Door lock to be defined by architect



0 0.5m 1m 2m

Project
10 BELGRAVE SQUARE
LONDON UK

2021-7-8

DOOR SCHEDULE

Print on A1

SCALE: 1 / 10

DLG-08A

DRAWINGS GIVEN AS DESIGN INTENT ONLY, THEY CAN NOT BE CONSIDERED AS CONSTRUCTION DRAWINGS
DIMENSIONS IN THIS DRAWING ARE NOTIONAL ONLY. ALL DIMENSIONS TO BE CHECKED ON SITE.
FULL SITE DIMENSIONS TO BE TAKEN BY MANUFACTURER PRIOR TO PRODUCTION OF SHOP DRAWINGS.
ALL SITE DIMENSIONS TO BE VERIFIED BY CONTRACTOR. FULL JOINERY SHOP DRAWINGS TO BE PROVIDED BY MANUFACTURER FOR C.A APPROVAL.
ALL SANITARY ACCESSORIES TO BE SET OUT ON SITE. CONTRACTOR TO SUBMIT SHOP DRAWINGS OF STONE/ TILES CUTS FOR APPROVAL
ALL EXPOSED STONE EDGES TO BE POLISHED.
FOR FITTING AN FIXTURES REFER TO SANITARYWARE SCHEDULE/NBS.

REVISION 03

THESE DRAWINGS ARE FOR AESTHETIC DESIGN INFORMATION PURPOSES ONLY & DO NOT CONTAIN ANY INFORMATION FOR CONSTRUCTION, PERMITS OR COMPLIANCE TO BUILDING REGULATIONS. REFER TO DRAWINGS OF EXECUTIVE ARCHITECT OR DESIGN & BUILD CONTRACTOR FOR ALL INFORMATION.

DO NOT SCALE OFF THIS DRAWING. USE FIGURES DIMENSIONS ONLY OR CONSULT THE ARCHITECT. ARCHITECT TO BE INFORMED OF ANY VARIATIONS THAT MAY OCCUR BEFORE COMMENCEMENT OF WORK.



JEAN-LOUIS DENIOT

Architecture - Interior Design - Furnishing
39 rue de Verneuil 75007 Paris
Tel: +33 1 45 44 04 65 - contact@deniot.com

Full shop drawings to be provided by Contractors. Interior designer's approval is required before manufacture and construction for aesthetics purposes.

DLG-08B

New fire rated door- existing opening
existing architrave reused

Location

LOWER GROUND FLOOR

Sides

A	B
Staff Lobby	WC

Opening type and system (TBC by supplier)

Single leaf

Type of setting

Concealed

Lockable

YES_Bathroom door lock

Handle mounting height

95 cm

Type of architrave

Side A

Side B

As existing

As existing

Width

Height

GENERAL COMMENTS

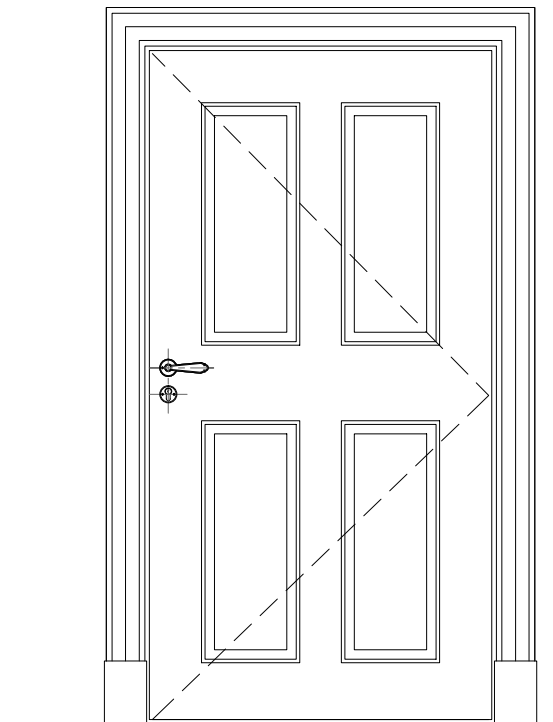
New blocks added on all architraves

For ironmongery finishes , please refer to Belg-JLD-Ironmongery room by room schedule

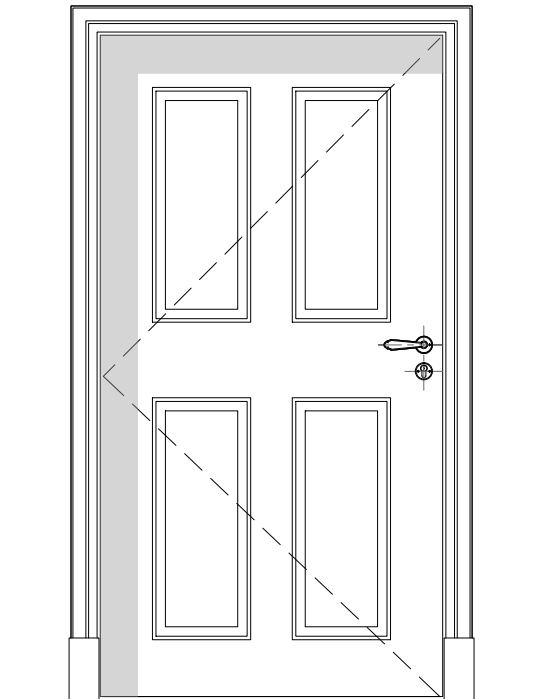
Key types security systeme to be confirmed by client or architect

All doors opening above carpet should be trimmed by apprex 2cm (precise dimension to be confirmed before manufacture)

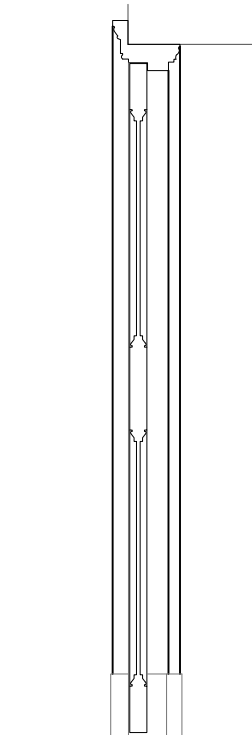
All mecanismo and thier preper functionary are to be ensured by GC.



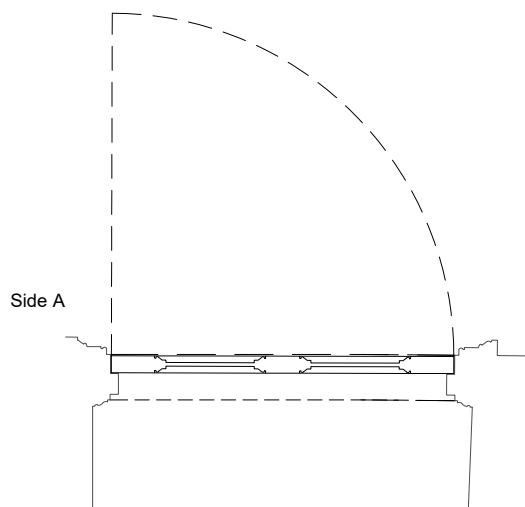
Elevation - Side A



Elevation - Side B




Side A Side B



Side A

Side B



Project
10 BELGRAVE SQUARE
LONDON UK

2021-7-8

DOOR SCHEDULE

Print on A1

SCALE: 1 / 10

DLG-08B

DRAWINGS GIVEN AS DESIGN INTENT ONLY, THEY CAN NOT BE CONSIDERED AS CONSTRUCTION DRAWINGS

DIMENSIONS IN THIS DRAWING ARE NOTIONAL ONLY. ALL DIMENSIONS TO BE CHECKED ON SITE.
FULL SITE DIMENSIONS TO BE TAKEN BY MANUFACTURER PRIOR TO PRODUCTION OF SHOP DRAWINGS.
ALL SITE DIMENSIONS TO BE VERIFIED BY CONTRACTOR. FULL JOINERY SHOP DRAWINGS TO BE PROVIDED BY MANUFACTURER FOR C.A APPROVAL.
ALL SANITARY ACCESSORIES TO BE SET OUT ON SITE. ALL STONE JUNCTION CORNERS ASSUME MITERED. CONTRACTOR TO SUBMIT SHOP DRAWINGS OF STONE/ TILES CUTS FOR APPROVAL
ALL EXPOSED STONE EDGES TO BE POLISHED.
FOR FITTING AN FIXTURES REFER TO SANITARYWARE SCHEDULE/NBS.

REVISION 03

THESE DRAWINGS ARE FOR AESTHETIC DESIGN INFORMATION PURPOSES ONLY & DO NOT CONTAIN ANY INFORMATION FOR CONSTRUCTION, PERMITS OR COMPLIANCE TO BUILDING REGULATIONS. REFER TO DRAWINGS OF EXECUTIVE ARCHITECT OR DESIGN & BUILD CONTRACTOR FOR ALL INFORMATION.

DO NOT SCALE OFF THIS DRAWING. USE FIGURES DIMENSIONS ONLY OR CONSULT THE ARCHITECT. ARCHITECT TO BE INFORMED OF ANY VARIATIONS THAT MAY OCCUR BEFORE COMMENCEMENT OF WORK.



JEAN-LOUIS DENIOT

Architecture - Interior Design - Furnishing
39 rue de Verneuil 75007 Paris
Tel: +33 1 45 44 04 65 - contact@deniot.com

Full shop drawings to be provided by Contractors. Interior designer's approval is required before manufacture and construction for aesthetics purposes.

FDLG-12A

New - 4 panels

Location

LOWER GROUND FLOOR

Sides

A Catering kitchen B Corridor

Opening type and system (TBC by supplier)

Single leaf

Type of setting

Concealed

Lockable

NO

Handle mounting height

94 cm

Type of architrave

Side A

Side B

New to match existing

New to match existing

Width

Height

GENERAL COMMENTS

New blocks added on all architraves

For ironmongery finishes, please refer to Belg-JLD-Ironmongery room by room schedule

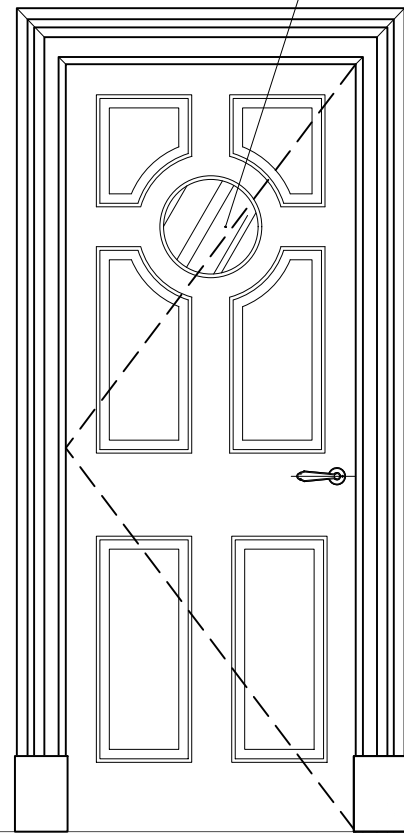
Key types security system to be confirmed by client or architect

All doors opening above carpet should be trimmed by approx 2cm (precise dimension to be confirmed before manufacture)

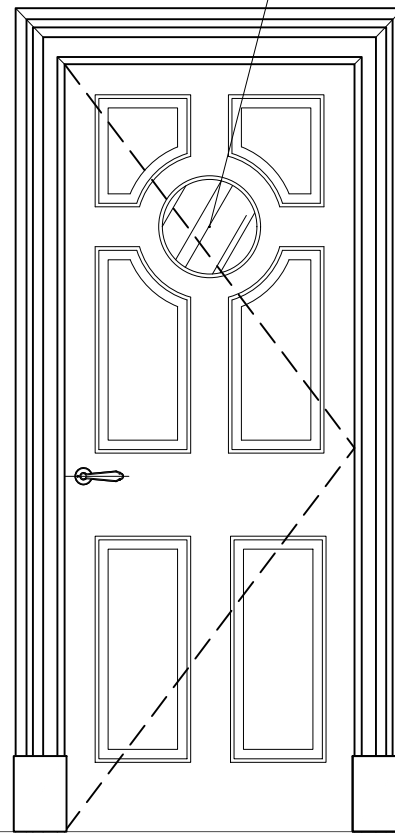
All mechanism and their proper functionality are to be ensured by GC.

GLASS WINDOW Ø 25

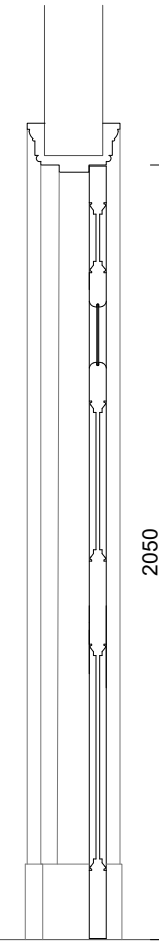
GLASS WINDOW Ø 25



Elevation - Side A

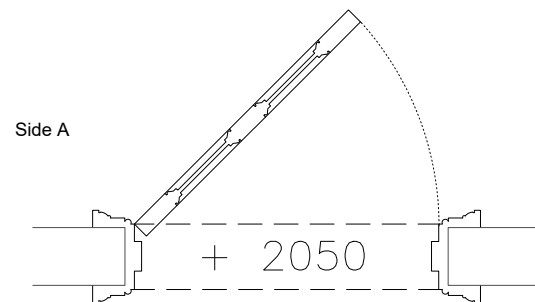


Elevation - Side B




Side B

Side A



Side A

Side B



Project
10 BELGRAVE SQUARE
LONDON UK

2021-7-8

DOOR SCHEDULE

Print on A1

SCALE: 1 / 10

FDLG-12A

DRAWINGS GIVEN AS DESIGN INTENT ONLY, THEY CAN NOT BE CONSIDERED AS CONSTRUCTION DRAWINGS

DIMENSIONS IN THIS DRAWING ARE NOTIONAL ONLY. ALL DIMENSIONS TO BE CHECKED ON SITE. FULL SITE DIMENSIONS TO BE TAKEN BY MANUFACTURER PRIOR TO PRODUCTION OF SHOP DRAWINGS. ALL SITE DIMENSIONS TO BE VERIFIED BY CONTRACTOR. FULL JOINERY SHOP DRAWINGS TO BE PROVIDED BY MANUFACTURER FOR C.A APPROVAL. ALL SANITARY ACCESSORIES TO BE SET OUT ON SITE. ALL STONE JUNCTION CORNERS ASSUME MITERED. CONTRACTOR TO SUBMIT SHOP DRAWINGS OF STONE/ TILES CUTS FOR APPROVAL. ALL EXPOSED STONE EDGES TO BE POLISHED. FOR FITTING AN FIXTURES REFER TO SANITARYWARE SCHEDULE/NBS.

REVISION 03

THESE DRAWINGS ARE FOR AESTHETIC DESIGN INFORMATION PURPOSES ONLY & DO NOT CONTAIN ANY INFORMATION FOR CONSTRUCTION, PERMITS OR COMPLIANCE TO BUILDING REGULATIONS. REFER TO DRAWINGS OF EXECUTIVE ARCHITECT OR DESIGN & BUILD CONTRACTOR FOR ALL INFORMATION.

DO NOT SCALE OFF THIS DRAWING. USE FIGURES DIMENSIONS ONLY OR CONSULT THE ARCHITECT. ARCHITECT TO BE INFORMED OF ANY VARIATIONS THAT MAY OCCUR BEFORE COMMENCEMENT OF WORK.



JEAN-LOUIS DENIOT

Architecture - Interior Design - Furnishing
39 rue de Verneuil 75007 Paris
Tel: +33 1 45 44 04 65 - contact@deniot.com

Full shop drawings to be provided by Contractors. Interior designer's approval is required before manufacture and construction for aesthetics purposes.

FDLG-12B

New - 4 panels

Location

LOWER GROUND FLOOR

Sides

A	B
Catering kitchen	Corridor

Opening type and system (TBC by supplier)

Single leaf

Type of setting

Concealed

Lockable

NO

Handle mounting height

94 cm

Type of architrave

Side A	Side B
New to match existing	New to match existing

Width	Height
-------	--------

GENERAL COMMENTS

New blocks added on all architraves

For ironmongery finishes, please refer to Belg-JLD-Ironmongery room by room schedule

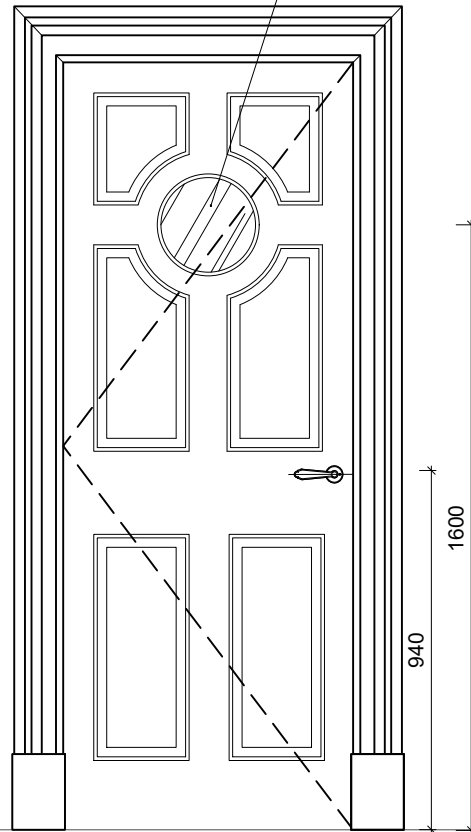
Key types security system to be confirmed by client or architect

All doors opening above carpet should be trimmed by approx 2cm (precise dimension to be confirmed before manufacture)

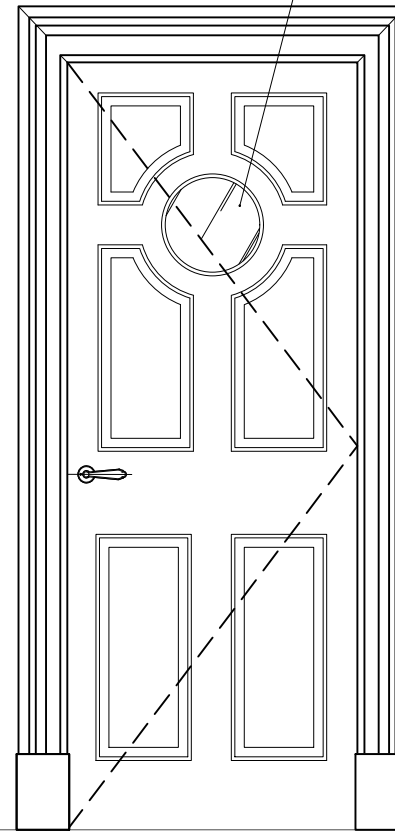
All mechanism and their proper functionality are to be ensured by GC.

GLASS WINDOW Ø 25

GLASS WINDOW Ø 25



Elevation - Side A

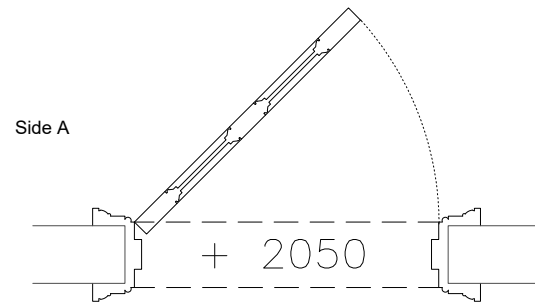


Elevation - Side B



Side B

Side A



Side A

Side B

Project
10 BELGRAVE SQUARE
LONDON UK

2021-7-8

DOOR SCHEDULE

Print on A1

SCALE: 1 / 10

FDLG-12B

DRAWINGS GIVEN AS DESIGN INTENT ONLY, THEY CAN NOT BE CONSIDERED AS CONSTRUCTION DRAWINGS

DIMENSIONS IN THIS DRAWING ARE NOTIONAL ONLY. ALL DIMENSIONS TO BE CHECKED ON SITE. FULL SITE DIMENSIONS TO BE TAKEN BY MANUFACTURER PRIOR TO PRODUCTION OF SHOP DRAWINGS. ALL SITE DIMENSIONS TO BE VERIFIED BY CONTRACTOR. FULL JOINERY SHOP DRAWINGS TO BE PROVIDED BY MANUFACTURER FOR C.A APPROVAL. ALL SANITARY ACCESSORIES TO BE SET OUT ON SITE. ALL STONE JUNCTION CORNERS ASSUME MITERED. CONTRACTOR TO SUBMIT SHOP DRAWINGS OF STONE/TILES CUTS FOR APPROVAL. ALL EXPOSED STONE EDGES TO BE POLISHED. FOR FITTING AN FIXTURES REFER TO SANITARYWARE SCHEDULE/NBS.

REVISION 03


THESE DRAWINGS ARE FOR AESTHETIC DESIGN INFORMATION PURPOSES ONLY & DO NOT CONTAIN ANY INFORMATION FOR CONSTRUCTION, PERMITS OR COMPLIANCE TO BUILDING REGULATIONS. REFER TO DRAWINGS OF EXECUTIVE ARCHITECT OR DESIGN & BUILD CONTRACTOR FOR ALL INFORMATION.

DO NOT SCALE OFF THIS DRAWING. USE FIGURES DIMENSIONS ONLY OR CONSULT THE ARCHITECT. ARCHITECT TO BE INFORMED OF ANY VARIATIONS THAT MAY OCCUR BEFORE COMMENCEMENT OF WORK.



JEAN-LOUIS DENIOT

Architecture - Interior Design - Furnishing
39 rue de Verneuil 75007 Paris
Tel: +33 1 45 44 04 65 - contact@deniot.com



Full shop drawings to be provided by Contractors. Interior designer's approval is required before manufacture and construction for aesthetics purposes.

FDLG-13A

New - 4 panels

Location

LOWER GROUND FLOOR

Sides

A	B
Pool area	Wine Cellar

Opening type and system (TBC by supplier)

Single leaf

Type of setting

Orb

Lockable

Pad opening control

Handle mounting height

94 cm

Type of architrave

Side A	Side B
New to match existing	New to match existing

Width	Height
-------	--------

GENERAL COMMENTS

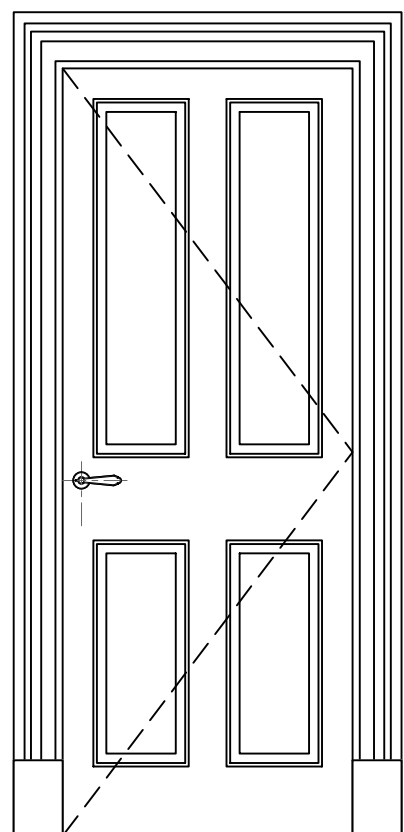
New blocks added on all architraves

For ironmongery finishes, please refer to Belg-JLD-Ironmongery room by room schedule

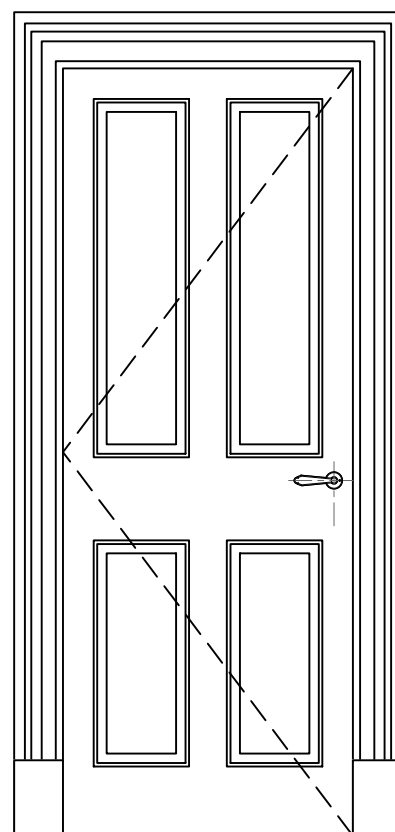
Key types security systems to be confirmed by client or architect

All doors opening above carpets should be trimmed by approx 2cm (precise dimension to be confirmed before manufacture)

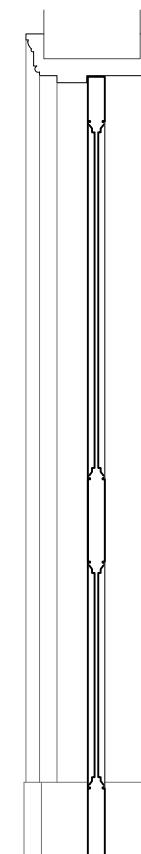
All mechanisms and their proper functionality are to be ensured by GC.



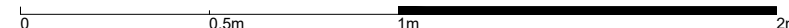
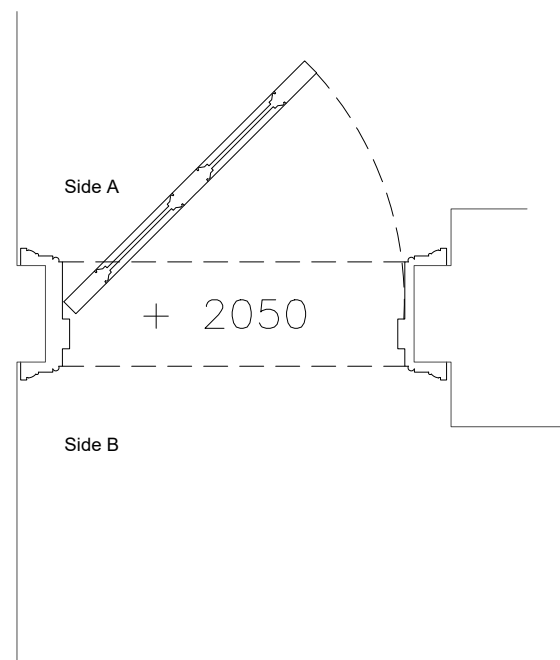
Elevation - Side A



Elevation - Side B



Side B Side A



Project
10 BELGRAVE SQUARE
LONDON UK

2021-7-8

DOOR SCHEDULE

Print on A1 SCALE: 1 / 10

FDLG-13A

DRAWINGS GIVEN AS DESIGN INTENT ONLY, THEY CAN NOT BE CONSIDERED AS CONSTRUCTION DRAWINGS

DIMENSIONS IN THIS DRAWING ARE NOTIONAL ONLY. ALL DIMENSIONS TO BE CHECKED ON SITE. FULL SITE DIMENSIONS TO BE TAKEN BY MANUFACTURER PRIOR TO PRODUCTION OF SHOP DRAWINGS. ALL SITE DIMENSIONS TO BE VERIFIED BY CONTRACTOR. FULL JOINERY SHOP DRAWINGS TO BE PROVIDED BY MANUFACTURER FOR C.A APPROVAL. ALL SANITARY ACCESSORIES TO BE SET OUT ON SITE. ALL STONE JUNCTION CORNERS ASSUME MITERED. CONTRACTOR TO SUBMIT SHOP DRAWINGS OF STONE/TILES CUTS FOR APPROVAL. ALL EXPOSED STONE EDGES TO BE POLISHED. FOR FITTING AN FIXTURES REFER TO SANITARYWARE SCHEDULE/NBS.

REVISION 03

THESE DRAWINGS ARE FOR AESTHETIC DESIGN INFORMATION PURPOSES ONLY & DO NOT CONTAIN ANY INFORMATION FOR CONSTRUCTION, PERMITS OR COMPLIANCE TO BUILDING REGULATIONS. REFER TO DRAWINGS OF EXECUTIVE ARCHITECT OR DESIGN & BUILD CONTRACTOR FOR ALL INFORMATION.

DO NOT SCALE OFF THIS DRAWING. USE FIGURES DIMENSIONS ONLY OR CONSULT THE ARCHITECT. ARCHITECT TO BE INFORMED OF ANY VARIATIONS THAT MAY OCCUR BEFORE COMMENCEMENT OF WORK.



JEAN-LOUIS DENIOT

Architecture - Interior Design - Furnishing
39 rue de Verneuil 75007 Paris
Tel:+33 1 45 44 04 65 - contact@deniot.com

Full shop drawings to be provided by Contractors. Interior designer's approval is required before manufacture and construction for aesthetics purposes.

DLG-13B

New

Location

LOWER GROUND FLOOR

Sides

A	B
Pool area	Gym

Opening type and system (TBC by supplier)

Part of Metal mark
Double doors (1 door opening +
1 semi fixed panel)
Flush bolt

Type of setting

Refer to Jld details

Lockable

Pad opening control

Handle mounting height

94 cm

Type of architrave

Side A	Side B
New part of metal work	New part of metal work

Width	Height
-------	--------

GENERAL COMMENTS

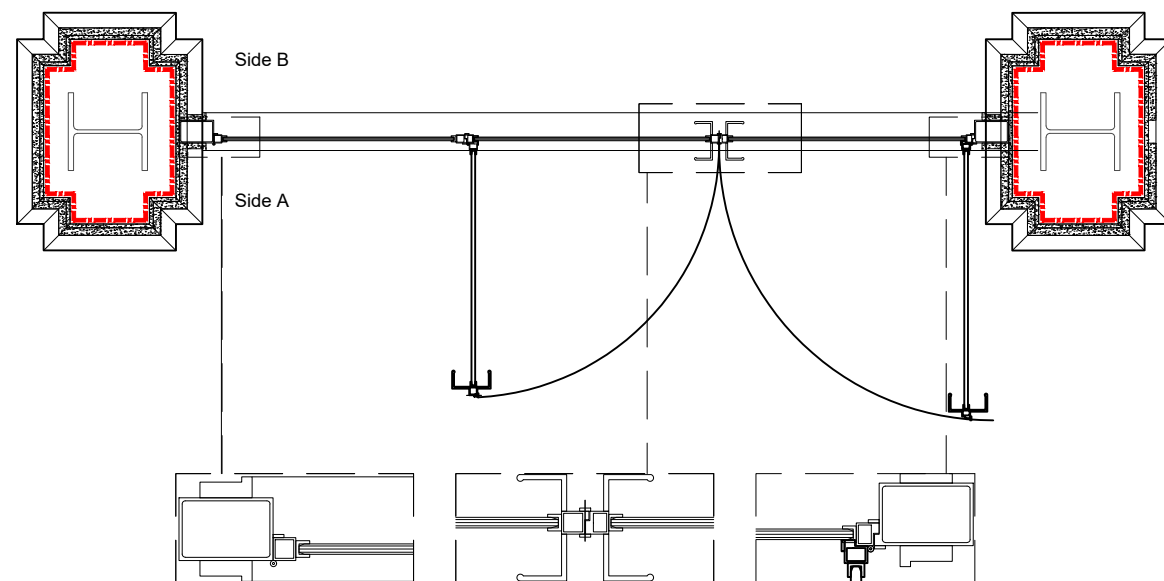
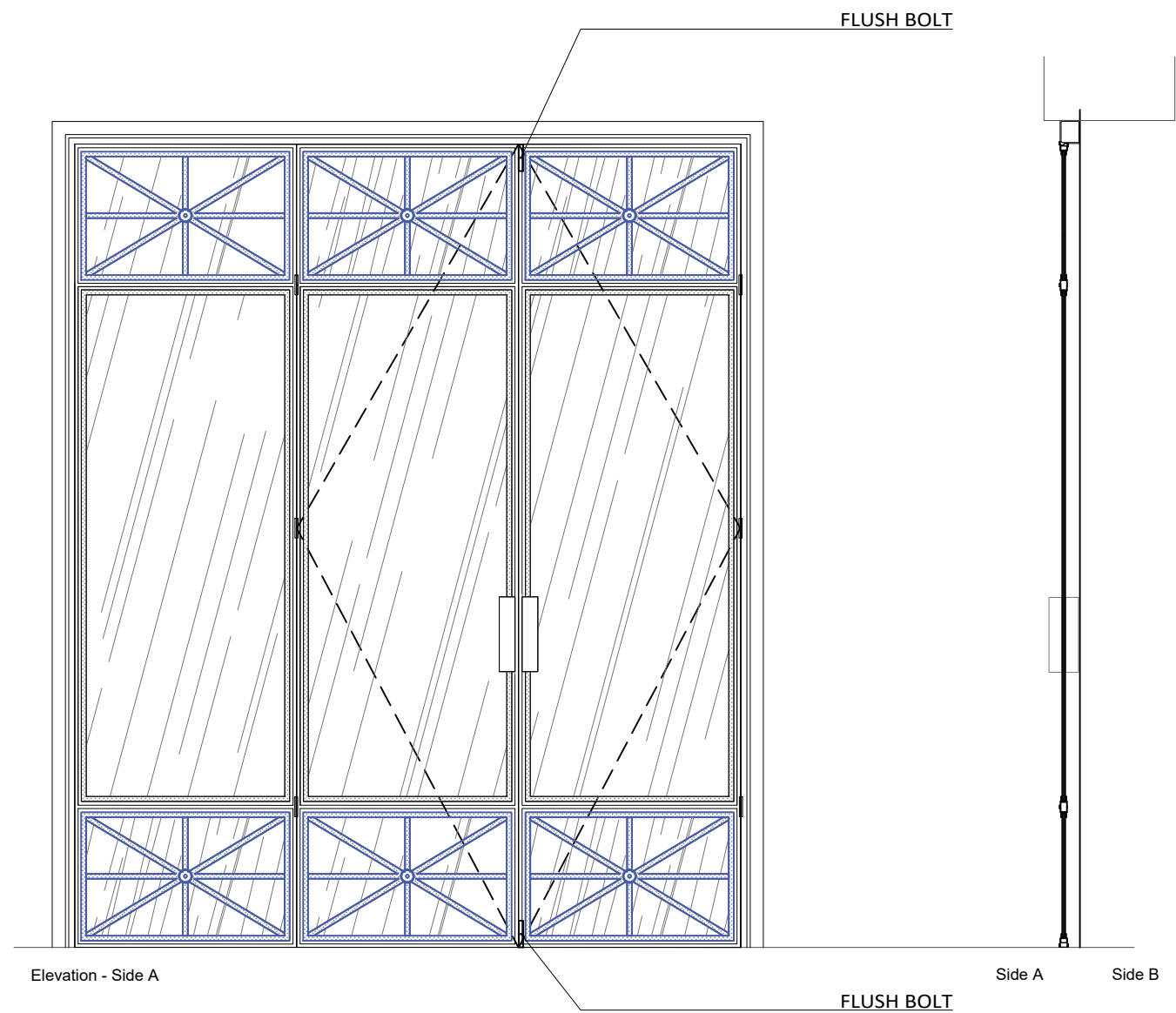
New blocks added on all architraves

For ironmongery finishes, please refer to Belg-JLD-Ironmongery room by room schedule

Key types security systeme to be confirmed by client or architect

All doors opening above carpet should be trimmed by approx 2cm (precise dimension to be confirmed before manufacture)

All mecanismo and thier preper functionary are to be ensured by GC.



0 0.5m 1m 2m

Project
10 BELGRAVE SQUARE
LONDON UK

2021-7-8

DOOR SCHEDULE

Print on A1

SCALE: 1 / 10

DLG-13B

DRAWINGS GIVEN AS DESIGN INTENT ONLY, THEY CAN NOT BE CONSIDERED AS CONSTRUCTION DRAWINGS

DIMENSIONS IN THIS DRAWING ARE NOTIONAL ONLY. ALL DIMENSIONS TO BE CHECKED ON SITE. FULL SITE DIMENSIONS TO BE TAKEN BY MANUFACTURER PRIOR TO PRODUCTION OF SHOP DRAWINGS. ALL SITE DIMENSIONS TO BE VERIFIED BY CONTRACTOR. FULL JOINERY SHOP DRAWINGS TO BE PROVIDED BY MANUFACTURER FOR C.A APPROVAL. ALL SANITARY ACCESSORIES TO BE SET OUT ON SITE. ALL STONE JUNCTION CORNERS ASSUME MITERED. CONTRACTOR TO SUBMIT SHOP DRAWINGS OF STONE/ TILES CUTS FOR APPROVAL. ALL EXPOSED STONE EDGES TO BE POLISHED. FOR FITTING AN FIXTURES REFER TO SANITARYWARE SCHEDULE/NBS.

REVISION 03

THESE DRAWINGS ARE FOR AESTHETIC DESIGN INFORMATION PURPOSES ONLY & DO NOT CONTAIN ANY INFORMATION FOR CONSTRUCTION, PERMITS OR COMPLIANCE TO BUILDING REGULATIONS. REFER TO DRAWINGS OF EXECUTIVE ARCHITECT OR DESIGN & BUILD CONTRACTOR FOR ALL INFORMATION.

DO NOT SCALE OFF THIS DRAWING. USE FIGURES DIMENSIONS ONLY OR CONSULT THE ARCHITECT. ARCHITECT TO BE INFORMED OF ANY VARIATIONS THAT MAY OCCUR BEFORE COMMENCEMENT OF WORK.



JEAN-LOUIS DENIOT

Architecture - Interior Design - Furnishing
39 rue de Verneuil 75007 Paris
Tel: +33 1 45 44 04 65 - contact@deniot.com

Full shop drawings to be provided by Contractors. Interior designer's approval is required before manufacture and construction for aesthetics purposes.

DLG-13C

New

Location

LOWER GROUND FLOOR

Sides

A Pool area B Steam Room

Opening type and system (TBC by supplier)

Single leaf

Type of setting

Refer to Jld details

Lockable

NO

Handle mounting height

95 cm

Type of architrave

Side A

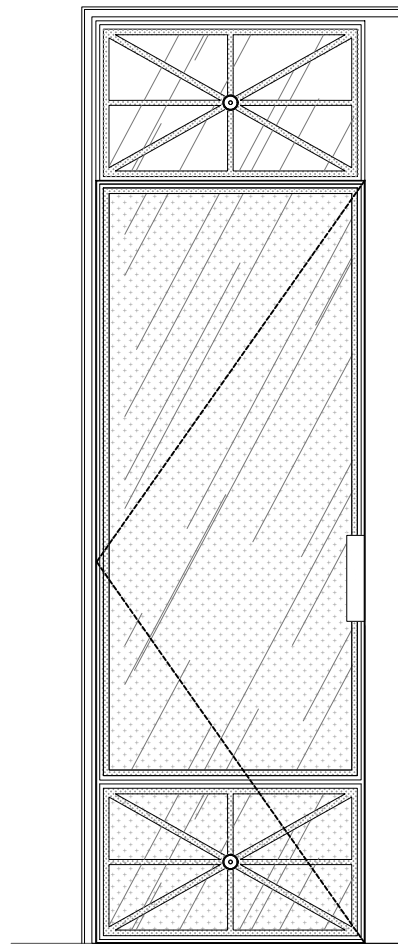
Side B

New part of metal work

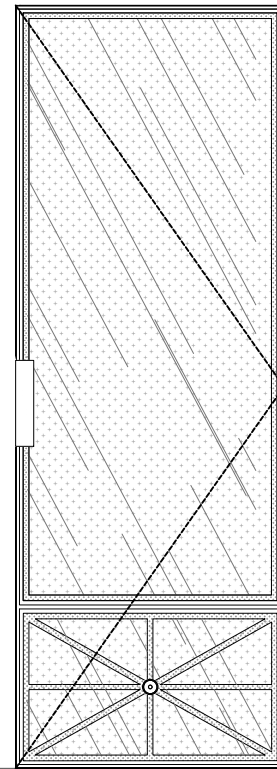
New part of metal work

Width

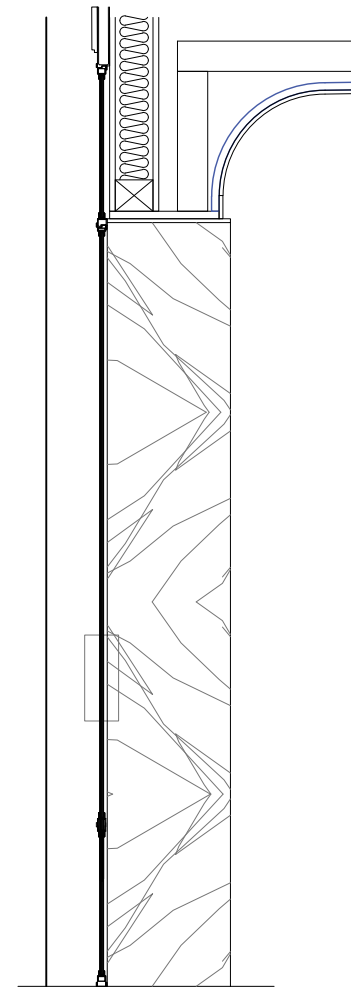
Height




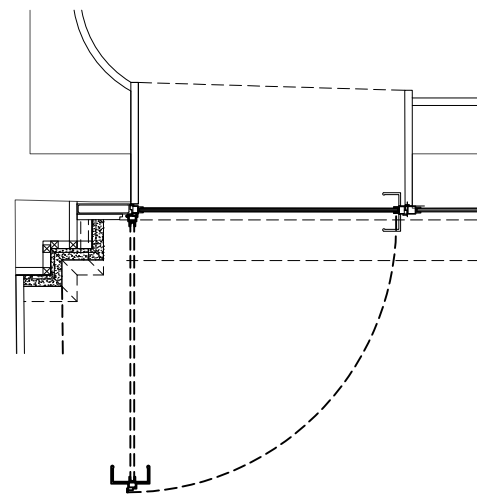
Elevation - Side A



Elevation - Side B



Side A Side B



Project
10 BELGRAVE SQUARE
LONDON UK

2021-7-8

DOOR SCHEDULE

Print on A1

SCALE: 1 / 10

DLG-13C

DRAWINGS GIVEN AS DESIGN INTENT ONLY, THEY CAN NOT BE CONSIDERED AS CONSTRUCTION DRAWINGS

DIMENSIONS IN THIS DRAWING ARE NOTIONAL ONLY. ALL DIMENSIONS TO BE CHECKED ON SITE. FULL SITE DIMENSIONS TO BE TAKEN BY MANUFACTURER PRIOR TO PRODUCTION OF SHOP DRAWINGS. ALL SITE DIMENSIONS TO BE VERIFIED BY CONTRACTOR. FULL JOINERY SHOP DRAWINGS TO BE PROVIDED BY MANUFACTURER FOR C.A APPROVAL. ALL SANITARY ACCESSORIES TO BE SET OUT ON SITE. ALL STONE JUNCTION CORNERS ASSUME MITERED. CONTRACTOR TO SUBMIT SHOP DRAWINGS OF STONE/ TILES CUTS FOR APPROVAL. ALL EXPOSED STONE EDGES TO BE POLISHED. FOR FITTING AN FIXTURES REFER TO SANITARYWARE SCHEDULE/NBS.

REVISION 03

THESE DRAWINGS ARE FOR AESTHETIC DESIGN INFORMATION PURPOSES ONLY & DO NOT CONTAIN ANY INFORMATION FOR CONSTRUCTION, PERMITS OR COMPLIANCE TO BUILDING REGULATIONS. REFER TO DRAWINGS OF EXECUTIVE ARCHITECT OR DESIGN & BUILD CONTRACTOR FOR ALL INFORMATION.

DO NOT SCALE OFF THIS DRAWING. USE FIGURES DIMENSIONS ONLY OR CONSULT THE ARCHITECT. ARCHITECT TO BE INFORMED OF ANY VARIATIONS THAT MAY OCCUR BEFORE COMMENCEMENT OF WORK.



JEAN-LOUIS DENIOT

Architecture - Interior Design - Furnishing
39 rue de Verneuil 75007 Paris
Tel: +33 1 45 44 04 65 - contact@deniot.com

Full shop drawings to be provided by Contractors. Interior designer's approval is required before manufacture and construction for aesthetics purposes.

GENERAL COMMENTS

New blocks added on all architraves

For ironmongery finishes, please refer to Belg-JLD-Ironmongery room by room schedule

Key types security system to be confirmed by client or architect

All doors opening above carpet should be trimmed by approx 2cm (precise dimension to be confirmed before manufacture)

All mechanism and their proper functionality are to be ensured by GC.

DLG-15A

New

Location

LOWER GROUND FLOOR

Sides

A	B
Changing Room	Pool area

Opening type and system (TBC by supplier)

Glass Door

Type of setting

Refer to JLD details

Lockable

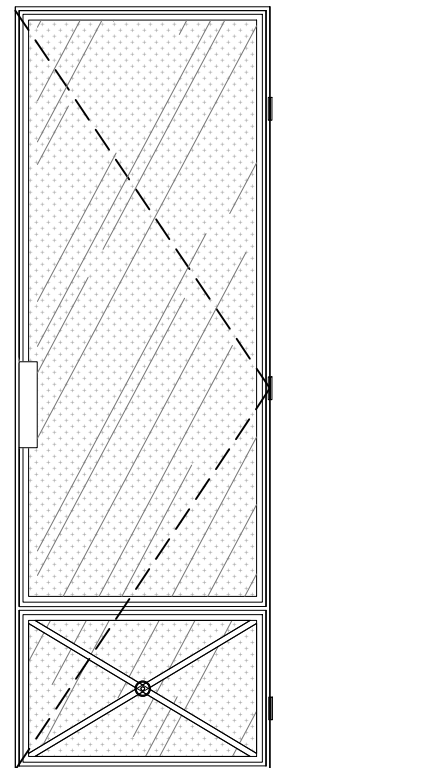
YES_Bathroom lock

Handle mounting height

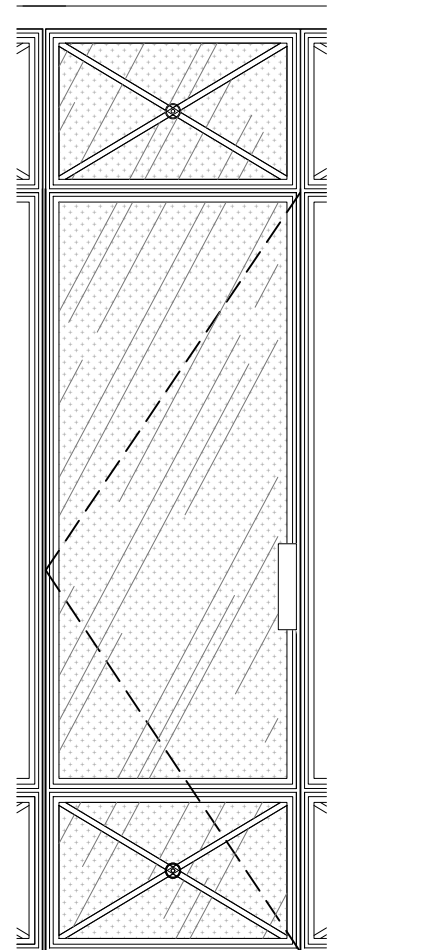
95 cm

Type of architrave

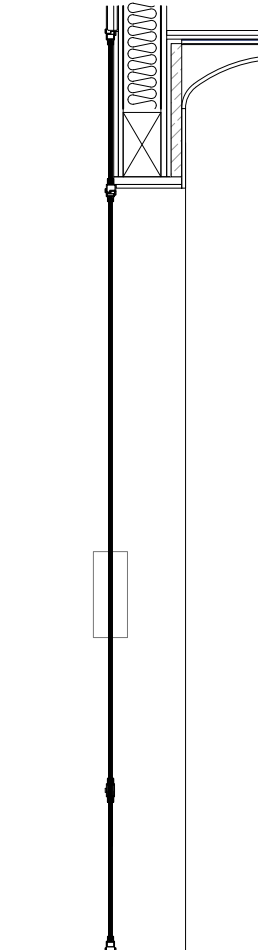
Side A	Side B
New part of metal work	New
Width	Height



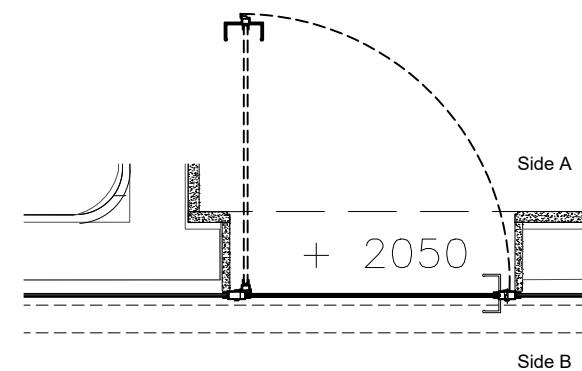
Elevation - Side A



Elevation - Side B



Side B Side A



GENERAL COMMENTS

New blocks added on all architraves

For ironmongery finishes, please refer to Belg-JLD-Ironmongery room by room schedule

Key types security system to be confirmed by client or architect

All doors opening above carpet should be trimmed by approx 2cm (precise dimension to be confirmed before manufacture)

All mechanism and their proper functionality are to be ensured by GC.

Project
10 BELGRAVE SQUARE
LONDON UK

2021-7-8

DOOR SCHEDULE

Print on A1

SCALE: 1 / 10

DLG-15A

DRAWINGS GIVEN AS DESIGN INTENT ONLY, THEY CAN NOT BE CONSIDERED AS CONSTRUCTION DRAWINGS

DIMENSIONS IN THIS DRAWING ARE NOTIONAL ONLY. ALL DIMENSIONS TO BE CHECKED ON SITE.

FULL SITE DIMENSIONS TO BE TAKEN BY MANUFACTURER PRIOR TO PRODUCTION OF SHOP DRAWINGS.

ALL SITE DIMENSIONS TO BE VERIFIED BY CONTRACTOR. FULL JOINERY SHOP DRAWINGS TO BE PROVIDED BY MANUFACTURER FOR C.A APPROVAL.

ALL SANITARY ACCESSORIES TO BE SET OUT ON SITE.

ALL STONE JUNCTION CORNERS ASSUME MITERED. CONTRACTOR TO SUBMIT SHOP DRAWINGS OF STONE/TILES CUTS FOR APPROVAL

ALL EXPOSED STONE EDGES TO BE POLISHED.

FOR FITTING AN FIXTURES REFER TO SANITARYWARE SCHEDULE/NBS.

REVISION 03

THESE DRAWINGS ARE FOR AESTHETIC DESIGN INFORMATION PURPOSES ONLY & DO NOT CONTAIN ANY INFORMATION FOR CONSTRUCTION, PERMITS OR COMPLIANCE TO BUILDING REGULATIONS. REFER TO DRAWINGS OF EXECUTIVE ARCHITECT OR DESIGN & BUILD CONTRACTOR FOR ALL INFORMATION.

DO NOT SCALE OFF THIS DRAWING. USE FIGURES DIMENSIONS ONLY OR CONSULT THE ARCHITECT. ARCHITECT TO BE INFORMED OF ANY VARIATIONS THAT MAY OCCUR BEFORE COMMENCEMENT OF WORK.



JEAN-LOUIS DENIOT

Architecture - Interior Design - Furnishing
39 rue de Verneuil 75007 Paris
Tel: +33 1 45 44 04 65 - contact@deniot.com

0 0.5m 1m 2m

Full shop drawings to be provided by Contractors. Interior designer's approval is required before manufacture and construction for aesthetics purposes.

FDLG-16A

Existing

Location

LOWER GROUND FLOOR

Sides

A Secondary Stair B Corridor

Opening type and system (TBC by supplier)

Single leaf

Type of setting

Orb

Lockable

NO

Handle mounting height

95 cm

Type of architrave

Side A Existing Side B Existing

Width Height

GENERAL COMMENTS

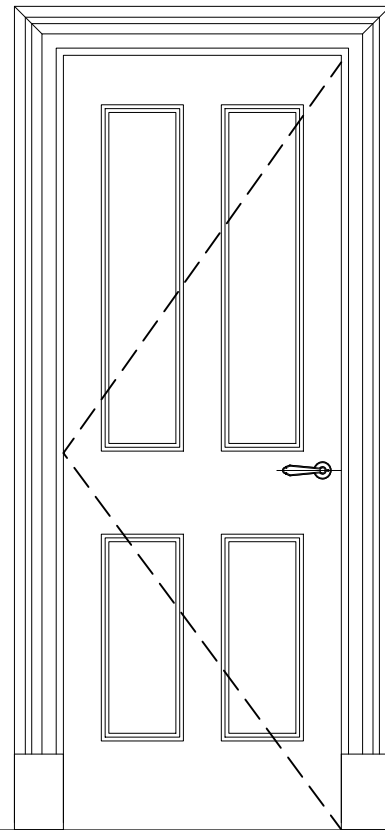
New blocks added on all architraves

For ironmongery finishes, please refer to Belg-JLD-Ironmongery room by room schedule

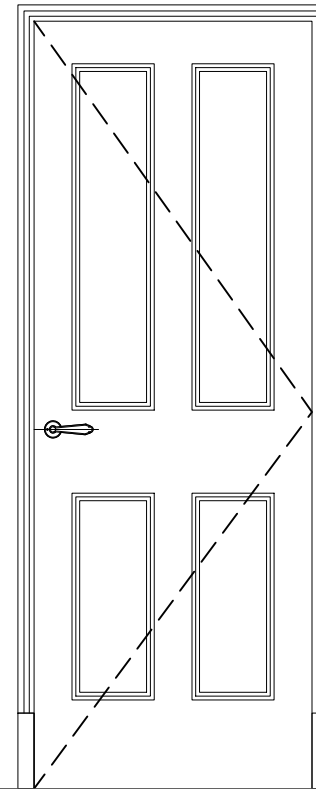
Key types security system to be confirmed by client or architect

All doors opening above carpet should be trimmed by approx 2cm (precise dimension to be confirmed before manufacture)

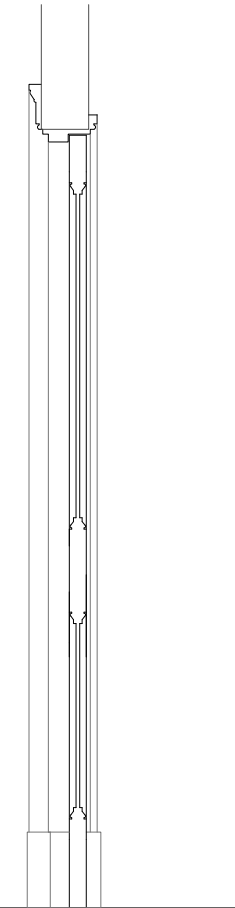
All mechanism and their proper functionality are to be ensured by GC.



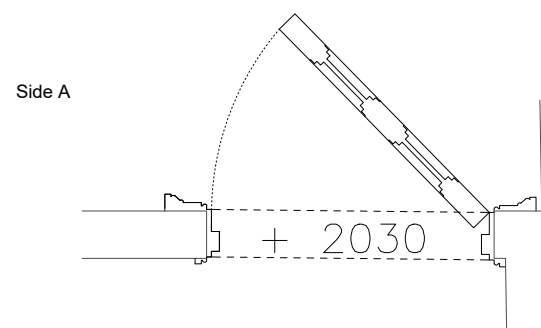
Elevation - Side A



Elevation - Side B



Side B Side A



Side A

Side B



Project
10 BELGRAVE SQUARE
LONDON UK

2021-7-8

DOOR SCHEDULE

Print on A1 SCALE: 1 / 10

FDLG-16A

DRAWINGS GIVEN AS DESIGN INTENT ONLY, THEY CAN NOT BE CONSIDERED AS CONSTRUCTION DRAWINGS

DIMENSIONS IN THIS DRAWING ARE NOTIONAL ONLY. ALL DIMENSIONS TO BE CHECKED ON SITE. FULL SITE DIMENSIONS TO BE TAKEN BY MANUFACTURER PRIOR TO PRODUCTION OF SHOP DRAWINGS. ALL SITE DIMENSIONS TO BE VERIFIED BY CONTRACTOR. FULL JOINERY SHOP DRAWINGS TO BE PROVIDED BY MANUFACTURER FOR C.A APPROVAL. ALL SANITARY ACCESSORIES TO BE SET OUT ON SITE. ALL STONE JUNCTION CORNERS ASSUME MITERED. CONTRACTOR TO SUBMIT SHOP DRAWINGS OF STONE/TILES CUTS FOR APPROVAL. ALL EXPOSED STONE EDGES TO BE POLISHED. FOR FITTING AN FIXTURES REFER TO SANITARYWARE SCHEDULE/NBS.

REVISION 03

THESE DRAWINGS ARE FOR AESTHETIC DESIGN INFORMATION PURPOSES ONLY & DO NOT CONTAIN ANY INFORMATION FOR CONSTRUCTION, PERMITS OR COMPLIANCE TO BUILDING REGULATIONS. REFER TO DRAWINGS OF EXECUTIVE ARCHITECT OR DESIGN & BUILD CONTRACTOR FOR ALL INFORMATION.

DO NOT SCALE OFF THIS DRAWING. USE FIGURES DIMENSIONS ONLY OR CONSULT THE ARCHITECT. ARCHITECT TO BE INFORMED OF ANY VARIATIONS THAT MAY OCCUR BEFORE COMMENCEMENT OF WORK.



JEAN-LOUIS DENIOT

Architecture - Interior Design - Furnishing
39 rue de Verneuil 75007 Paris
Tel: +33 1 45 44 04 65 - contact@deniot.com

Full shop drawings to be provided by Contractors. Interior designer's approval is required before manufacture and construction for aesthetics purposes.

DLG-17B

FREE PASS

Location

LOWER GROUND FLOOR

Sides

A B
Corridor 2

Opening type and system (TBC by supplier)

No door free pass

Type of setting

Lockable

Handle mounting height

Type of architrave

Side A	Side B
New part of joinery	New part of joinery

Width	Height
-------	--------

GENERAL COMMENTS


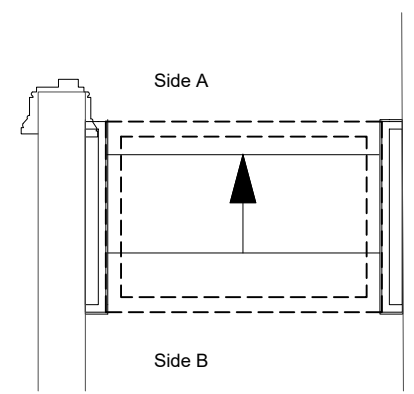
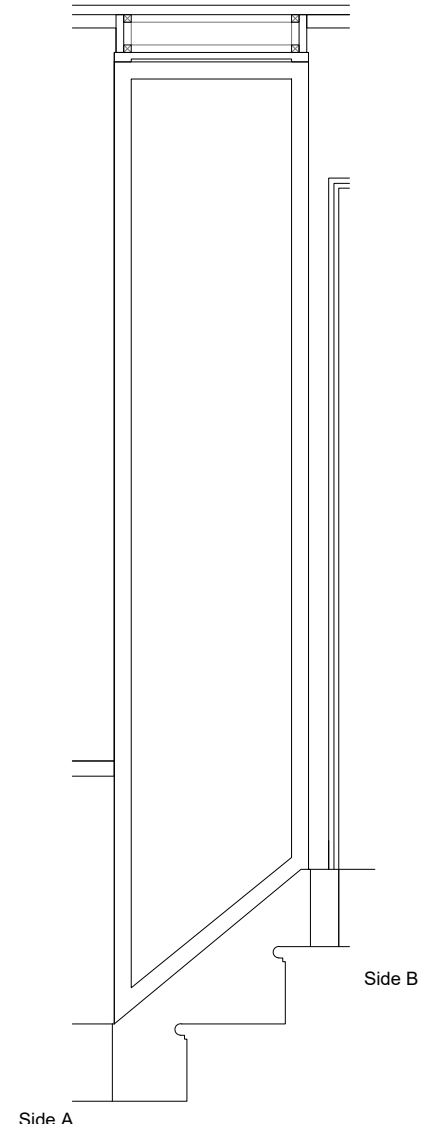
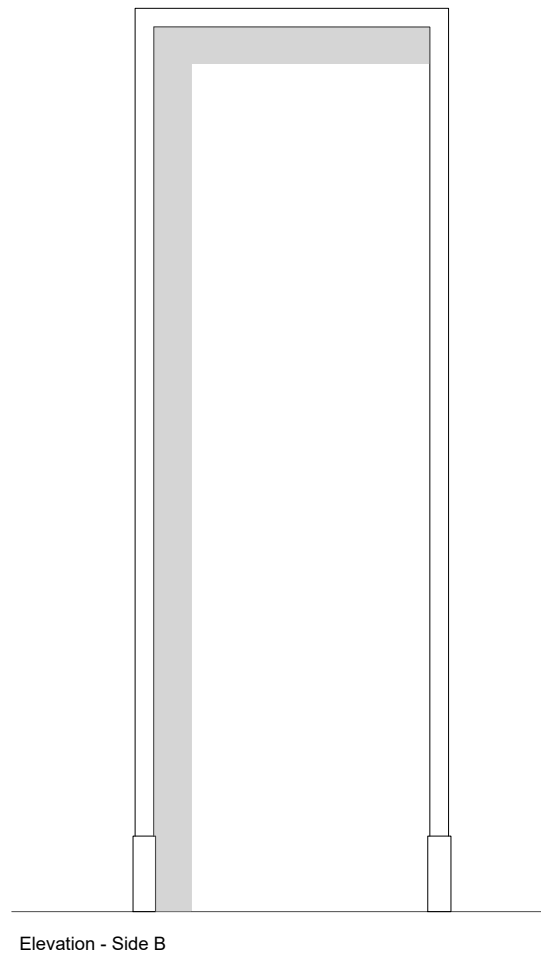
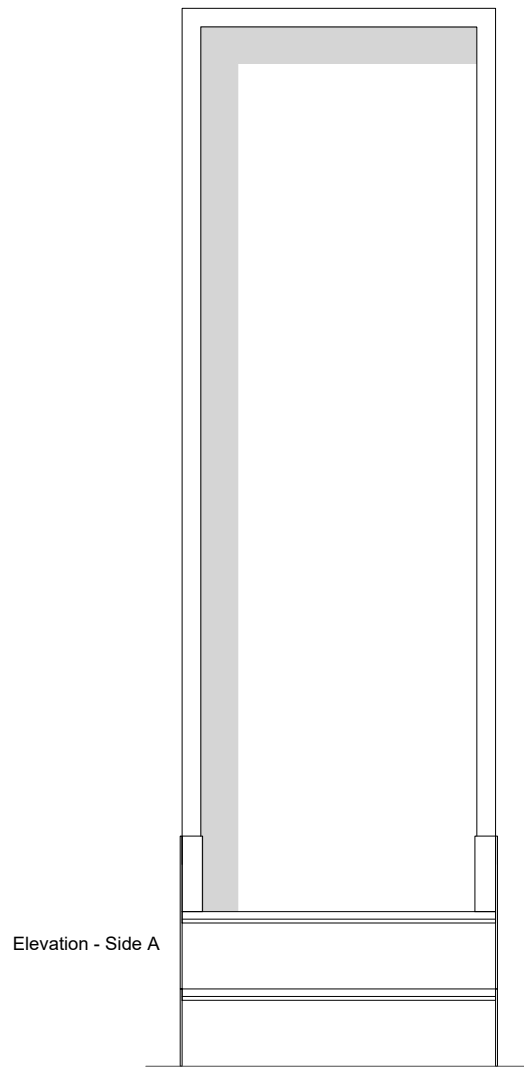
New blocks added on all architraves

For ironmongery finishes, please refer to Belg-JLD-Ironmongery room by room schedule

Key types security system to be confirmed by client or architect

All doors opening above carpet should be trimmed by approx 2cm (precise dimension to be confirmed before manufacture)

All mechanism and their proper functionality are to be ensured by GC.



Project
10 BELGRAVE SQUARE
LONDON UK

2021-7-8

DOOR SCHEDULE

Print on A1

SCALE: 1 / 10

DLG-17B

DRAWINGS GIVEN AS DESIGN INTENT ONLY, THEY CAN NOT BE CONSIDERED AS CONSTRUCTION DRAWINGS

DIMENSIONS IN THIS DRAWING ARE NOTIONAL ONLY. ALL DIMENSIONS TO BE CHECKED ON SITE. FULL SITE DIMENSIONS TO BE TAKEN BY MANUFACTURER PRIOR TO PRODUCTION OF SHOP DRAWINGS. ALL SITE DIMENSIONS TO BE VERIFIED BY CONTRACTOR. FULL JOINERY SHOP DRAWINGS TO BE PROVIDED BY MANUFACTURER FOR C.A APPROVAL. ALL SANITARY ACCESSORIES TO BE SET OUT ON SITE. ALL STONE JUNCTION CORNERS ASSUME MITERED. CONTRACTOR TO SUBMIT SHOP DRAWINGS OF STONE/ TILES CUTS FOR APPROVAL. ALL EXPOSED STONE EDGES TO BE POLISHED. FOR FITTING AN FIXTURES REFER TO SANITARYWARE SCHEDULE/NBS.

REVISION 03

THESE DRAWINGS ARE FOR AESTHETIC DESIGN INFORMATION PURPOSES ONLY & DO NOT CONTAIN ANY INFORMATION FOR CONSTRUCTION, PERMITS OR COMPLIANCE TO BUILDING REGULATIONS. REFER TO DRAWINGS OF EXECUTIVE ARCHITECT OR DESIGN & BUILD CONTRACTOR FOR ALL INFORMATION.

DO NOT SCALE OFF THIS DRAWING. USE FIGURES DIMENSIONS ONLY OR CONSULT THE ARCHITECT. ARCHITECT TO BE INFORMED OF ANY VARIATIONS THAT MAY OCCUR BEFORE COMMENCEMENT OF WORK.



JEAN-LOUIS DENIOT

Architecture - Interior Design - Furnishing
39 rue de Verneuil 75007 Paris
Tel: +33 1 45 44 04 65 - contact@deniot.com

Full shop drawings to be provided by Contractors. Interior designer's approval is required before manufacture and construction for aesthetics purposes.

DLG-17C

FREE PASS

Location

LOWER GROUND FLOOR

Sides

A B
Corridor 2

Opening type and system (TBC by supplier)

No door free pass

Type of setting

Lockable

Handle mounting height

Type of architrave

Side A Side B
New part of joinery New part of joinery

Width Height

GENERAL COMMENTS


New blocks added on all architraves

For ironmongery finishes, please refer to Belg-JLD-Ironmongery room by room schedule


Key types security system to be confirmed by client or architect

All doors opening above carpet should be trimmed by approx 2cm (precise dimension to be confirmed before manufacture)

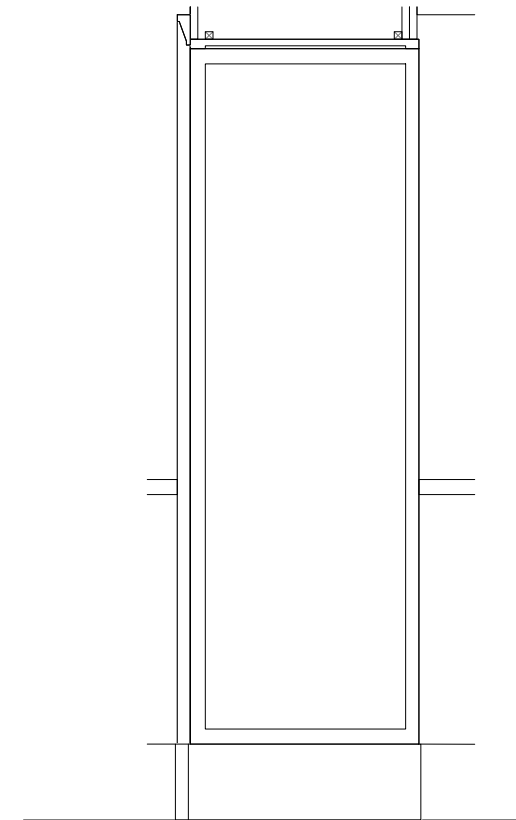
All mechanism and their proper functionality are to be ensured by GC.



Elevation - Side A

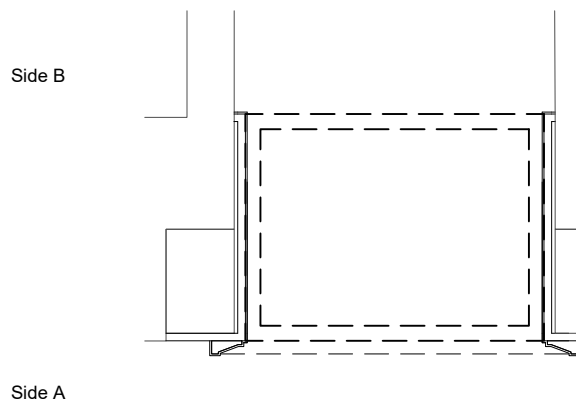


Elevation - Side B




Side A

Side B



Side B

Side A



Project
10 BELGRAVE SQUARE
LONDON UK

2021-7-8

DOOR SCHEDULE

Print on A1

SCALE: 1 / 10

DLG-17C

DRAWINGS GIVEN AS DESIGN INTENT ONLY, THEY CAN NOT BE CONSIDERED AS CONSTRUCTION DRAWINGS

DIMENSIONS IN THIS DRAWING ARE NOTIONAL ONLY. ALL DIMENSIONS TO BE CHECKED ON SITE. FULL SITE DIMENSIONS TO BE TAKEN BY MANUFACTURER PRIOR TO PRODUCTION OF SHOP DRAWINGS. ALL SITE DIMENSIONS TO BE VERIFIED BY CONTRACTOR. FULL JOINERY SHOP DRAWINGS TO BE PROVIDED BY MANUFACTURER FOR C.A APPROVAL. ALL SANITARY ACCESSORIES TO BE SET OUT ON SITE. ALL STONE JUNCTION CORNERS ASSUME MITERED. CONTRACTOR TO SUBMIT SHOP DRAWINGS OF STONE/ TILES CUTS FOR APPROVAL. ALL EXPOSED STONE EDGES TO BE POLISHED. FOR FITTING AN FIXTURES REFER TO SANITARYWARE SCHEDULE/NBS.

REVISION 03

THESE DRAWINGS ARE FOR AESTHETIC DESIGN INFORMATION PURPOSES ONLY & DO NOT CONTAIN ANY INFORMATION FOR CONSTRUCTION, PERMITS OR COMPLIANCE TO BUILDING REGULATIONS. REFER TO DRAWINGS OF EXECUTIVE ARCHITECT OR DESIGN & BUILD CONTRACTOR FOR ALL INFORMATION.

DO NOT SCALE OFF THIS DRAWING. USE FIGURES DIMENSIONS ONLY OR CONSULT THE ARCHITECT. ARCHITECT TO BE INFORMED OF ANY VARIATIONS THAT MAY OCCUR BEFORE COMMENCEMENT OF WORK.



JEAN-LOUIS DENIOT

Architecture - Interior Design - Furnishing
39 rue de Verneuil 75007 Paris
Tel: +33 1 45 44 04 65 - contact@deniot.com

Full shop drawings to be provided by Contractors. Interior designer's approval is required before manufacture and construction for aesthetics purposes.

DLG-17D

FREE PASS

Location

LOWER GROUND FLOOR

Sides

A B
Corridor 2

Opening type and system (TBC by supplier)

No door free pass

Type of setting

Lockable

Handle mounting height

Type of architrave

Side A	Side B
New part of joinery	New part of joinery

Width	Height
-------	--------

GENERAL COMMENTS


New blocks added on all architraves

For ironmongery finishes, please refer to Belg-JLD-Ironmongery room by room schedule


Key types security system to be confirmed by client or architect

All doors opening above carpet should be trimmed by approx 2cm (precise dimension to be confirmed before manufacture)


All mechanism and their proper functionality are to be ensured by GC.



Elevation - Side A

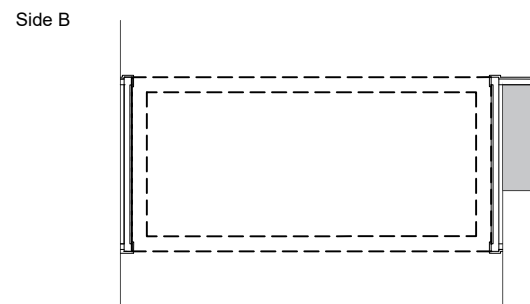


Elevation - Side B




Side A

Side B



Side B

Side A



Project
10 BELGRAVE SQUARE
LONDON UK

2021-7-8

DOOR SCHEDULE

Print on A1

SCALE: 1 / 10

DLG-17D

DRAWINGS GIVEN AS DESIGN INTENT ONLY, THEY CAN NOT BE CONSIDERED AS CONSTRUCTION DRAWINGS

DIMENSIONS IN THIS DRAWING ARE NOTIONAL ONLY. ALL DIMENSIONS TO BE CHECKED ON SITE. FULL SITE DIMENSIONS TO BE TAKEN BY MANUFACTURER PRIOR TO PRODUCTION OF SHOP DRAWINGS. ALL SITE DIMENSIONS TO BE VERIFIED BY CONTRACTOR. FULL JOINERY SHOP DRAWINGS TO BE PROVIDED BY MANUFACTURER FOR C.A APPROVAL. ALL SANITARY ACCESSORIES TO BE SET OUT ON SITE. ALL STONE JUNCTION CORNERS ASSUME MITERED. CONTRACTOR TO SUBMIT SHOP DRAWINGS OF STONE/TILES CUTS FOR APPROVAL. ALL EXPOSED STONE EDGES TO BE POLISHED. FOR FITTING AN FIXTURES REFER TO SANITARYWARE SCHEDULE/NBS.

REVISION 03

THESE DRAWINGS ARE FOR AESTHETIC DESIGN INFORMATION PURPOSES ONLY & DO NOT CONTAIN ANY INFORMATION FOR CONSTRUCTION, PERMITS OR COMPLIANCE TO BUILDING REGULATIONS. REFER TO DRAWINGS OF EXECUTIVE ARCHITECT OR DESIGN & BUILD CONTRACTOR FOR ALL INFORMATION.

DO NOT SCALE OFF THIS DRAWING. USE FIGURES DIMENSIONS ONLY OR CONSULT THE ARCHITECT. ARCHITECT TO BE INFORMED OF ANY VARIATIONS THAT MAY OCCUR BEFORE COMMENCEMENT OF WORK.



JEAN-LOUIS DENIOT

Architecture - Interior Design - Furnishing
39 rue de Verneuil 75007 Paris
Tel: +33 1 45 44 04 65 - contact@deniot.com

Full shop drawings to be provided by Contractors. Interior designer's approval is required before manufacture and construction for aesthetics purposes.

DLG-17E

New- metal frame- 4 panels side A

Location

LOWER GROUND FLOOR

Sides

A Corridor 2 B Gym Lobby

Opening type and system (TBC by supplier)

Single leaf
Fixed on mirror side B

Type of setting

Orb

Lockable

NO

Handle mounting height

94 cm

Type of architrave

Side A

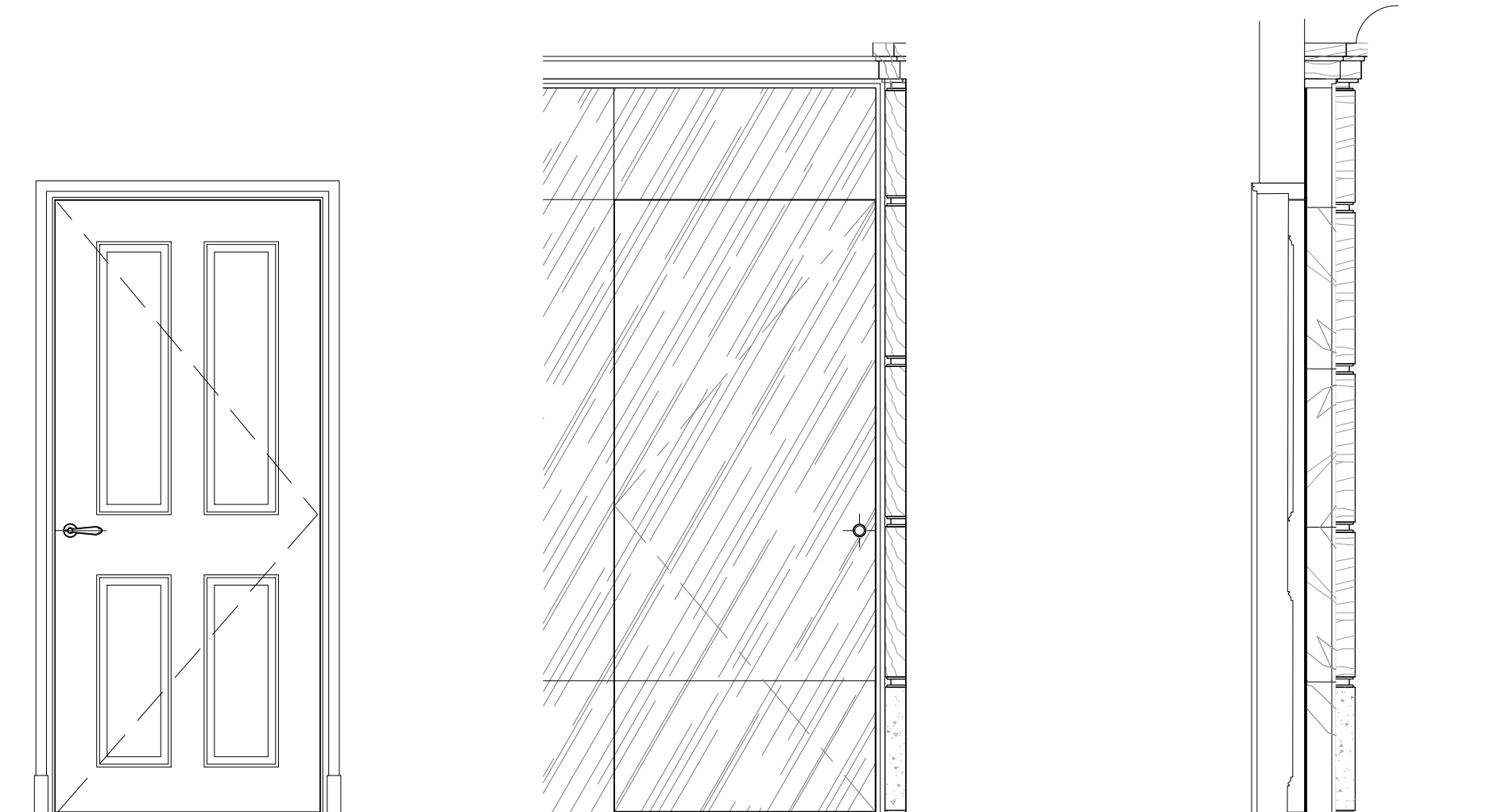
Side B

New part of joinery

N/A

Width

Height

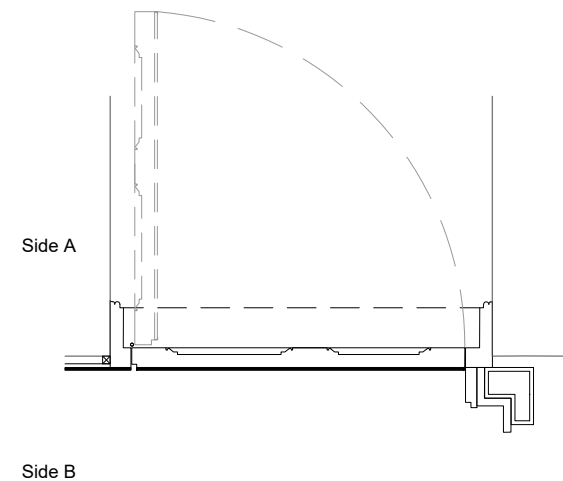


Elevation - Side A


Elevation - Side B

Side A

Side B



Side B



Project
10 BELGRAVE SQUARE
LONDON UK

2021-7-8

DOOR SCHEDULE

Print on A1

SCALE: 1 / 10

DLG-17E

Full shop drawings to be provided by Contractors. Interior designer's approval is required before manufacture and construction for aesthetics purposes.

DRAWINGS GIVEN AS DESIGN INTENT ONLY, THEY CAN NOT BE CONSIDERED AS CONSTRUCTION DRAWINGS

DIMENSIONS IN THIS DRAWING ARE NOTIONAL ONLY. ALL DIMENSIONS TO BE CHECKED ON SITE.

FULL SITE DIMENSIONS TO BE TAKEN BY MANUFACTURER PRIOR TO PRODUCTION OF SHOP DRAWINGS.

ALL SITE DIMENSIONS TO BE VERIFIED BY CONTRACTOR. FULL JOINERY SHOP DRAWINGS TO BE PROVIDED BY MANUFACTURER FOR C.A APPROVAL.

ALL SANITARY ACCESSORIES TO BE SET OUT ON SITE.

ALL STONE JUNCTION CORNERS ASSUME MITERED.

CONTRACTOR TO SUBMIT SHOP DRAWINGS OF STONE/ TILES CUTS FOR APPROVAL

ALL EXPOSED STONE EDGES TO BE POLISHED.

FOR FITTING AN FIXTURES REFER TO SANITARYWARE SCHEDULE/NBS.

REVISION 03

THESE DRAWINGS ARE FOR AESTHETIC DESIGN INFORMATION PURPOSES ONLY & DO NOT CONTAIN ANY INFORMATION FOR CONSTRUCTION, PERMITS OR COMPLIANCE TO BUILDING REGULATIONS. REFER TO DRAWINGS OF EXECUTIVE ARCHITECT OR DESIGN & BUILD CONTRACTOR FOR ALL INFORMATION.

DO NOT SCALE OFF THIS DRAWING. USE FIGURES DIMENSIONS ONLY OR CONSULT THE ARCHITECT. ARCHITECT TO BE INFORMED OF ANY VARIATIONS THAT MAY OCCUR BEFORE COMMENCEMENT OF WORK.



JEAN-LOUIS DENIOT

Architecture - Interior Design - Furnishing
39 rue de Verneuil 75007 Paris
Tel: +33 1 45 44 04 65 - contact@deniot.com

GENERAL COMMENTS

New blocks added on all architraves

For ironmongery finishes, please refer to Belg-JLD-Ironmongery room by room schedule

Key types security systeme to be confirmed by client or architect

All doors opening above carpet should be trimmed by approx 2cm (precise dimension to be confirmed before manufacture)

All mecanismo and thier preper functionary are to be ensured by GC.

FDLG-17F

New- metal frame

Location

LOWER GROUND FLOOR

Sides

A	B
Corridor 2	Riser

Opening type and system (TBC by supplier)

Technical jib door on side A

Type of setting

Hidden hinges
Concealed

Lockable

YES_Technical Door lock

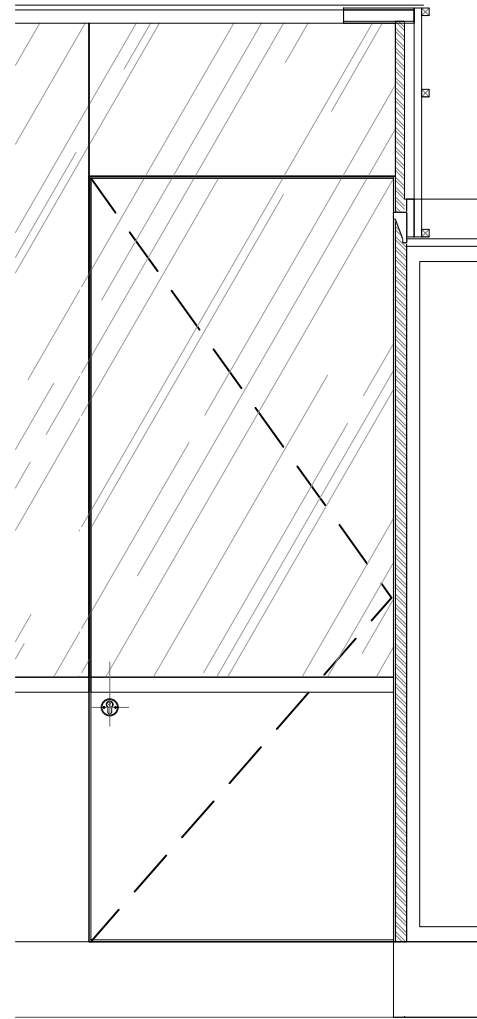
Handle mounting height

Side A	Side B
81 cm	61 cm

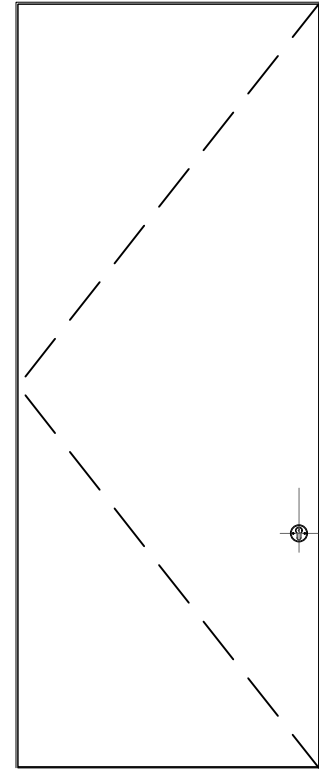
Type of architrave

Side A	Side B
N/A	N/A

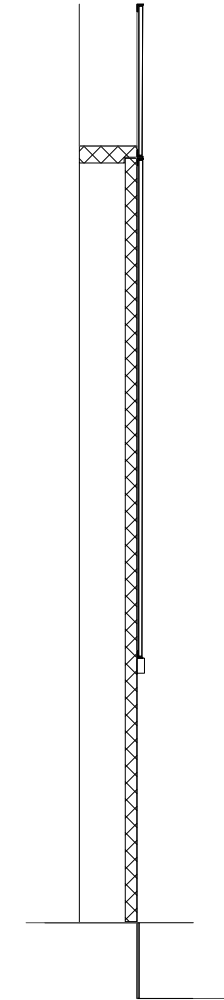
Width	Height
-------	--------



Elevation - Side A

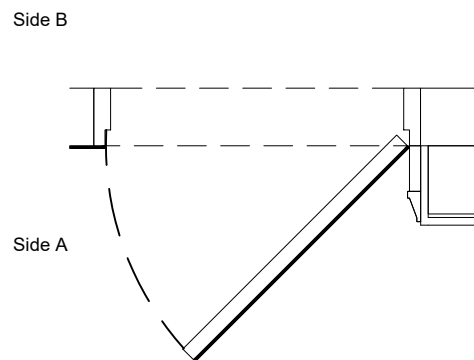


Elevation - Side B



Side B

Side A



Side B

Side A

GENERAL COMMENTS

New blocks added on all architraves

For ironmongery finishes, please refer to Belg-JLD-Ironmongery room by room schedule

Key types security system to be confirmed by client or architect

All doors opening above carpet should be trimmed by approx 2cm (precise dimension to be confirmed before manufacture)

All mechanism and their proper functionality are to be ensured by GC.

Project
10 BELGRAVE SQUARE
LONDON UK

2021-7-8

DOOR SCHEDULE

Print on A1

SCALE: 1 / 10

FDLG-17F

DRAWINGS GIVEN AS DESIGN INTENT ONLY, THEY CAN NOT BE CONSIDERED AS CONSTRUCTION DRAWINGS

DIMENSIONS IN THIS DRAWING ARE NOTIONAL ONLY. ALL DIMENSIONS TO BE CHECKED ON SITE. FULL SITE DIMENSIONS TO BE TAKEN BY MANUFACTURER PRIOR TO PRODUCTION OF SHOP DRAWINGS. ALL SITE DIMENSIONS TO BE VERIFIED BY CONTRACTOR. FULL JOINERY SHOP DRAWINGS TO BE PROVIDED BY MANUFACTURER FOR C.A APPROVAL. ALL SANITARY ACCESSORIES TO BE SET OUT ON SITE. ALL STONE JUNCTION CORNERS ASSUME MITERED. CONTRACTOR TO SUBMIT SHOP DRAWINGS OF STONE/ TILES CUTS FOR APPROVAL. ALL EXPOSED STONE EDGES TO BE POLISHED. FOR FITTING AN FIXTURES REFER TO SANITARYWARE SCHEDULE/NBS.

REVISION 03


THESE DRAWINGS ARE FOR AESTHETIC DESIGN INFORMATION PURPOSES ONLY & DO NOT CONTAIN ANY INFORMATION FOR CONSTRUCTION, PERMITS OR COMPLIANCE TO BUILDING REGULATIONS. REFER TO DRAWINGS OF EXECUTIVE ARCHITECT OR DESIGN & BUILD CONTRACTOR FOR ALL INFORMATION.

DO NOT SCALE OFF THIS DRAWING. USE FIGURES DIMENSIONS ONLY OR CONSULT THE ARCHITECT. ARCHITECT TO BE INFORMED OF ANY VARIATIONS THAT MAY OCCUR BEFORE COMMENCEMENT OF WORK.



JEAN-LOUIS DENIOT

Architecture - Interior Design - Furnishing
39 rue de Verneuil 75007 Paris
Tel: +33 1 45 44 04 65 - contact@deniot.com



Full shop drawings to be provided by Contractors. Interior designer's approval is required before manufacture and construction for aesthetics purposes.

DLG-19A

New- metal work

Location

LOWER GROUND FLOOR

Sides

A	B
Gym Lobby	Gym

Opening type and system (TBC by supplier)

Double doors
1 opening / 1 semi fixed panel
Flush bolt

Type of setting

Refer to jld details

Lockable

NO

Handle mounting height

94 cm

Type of architrave

Side A	Side B
New part of metal work	New part of metal work

Width	Height
-------	--------

GENERAL COMMENTS

New blocks added on all architraves

For ironmongery finishes, please refer to Belg-JLD-Ironmongery room by room schedule

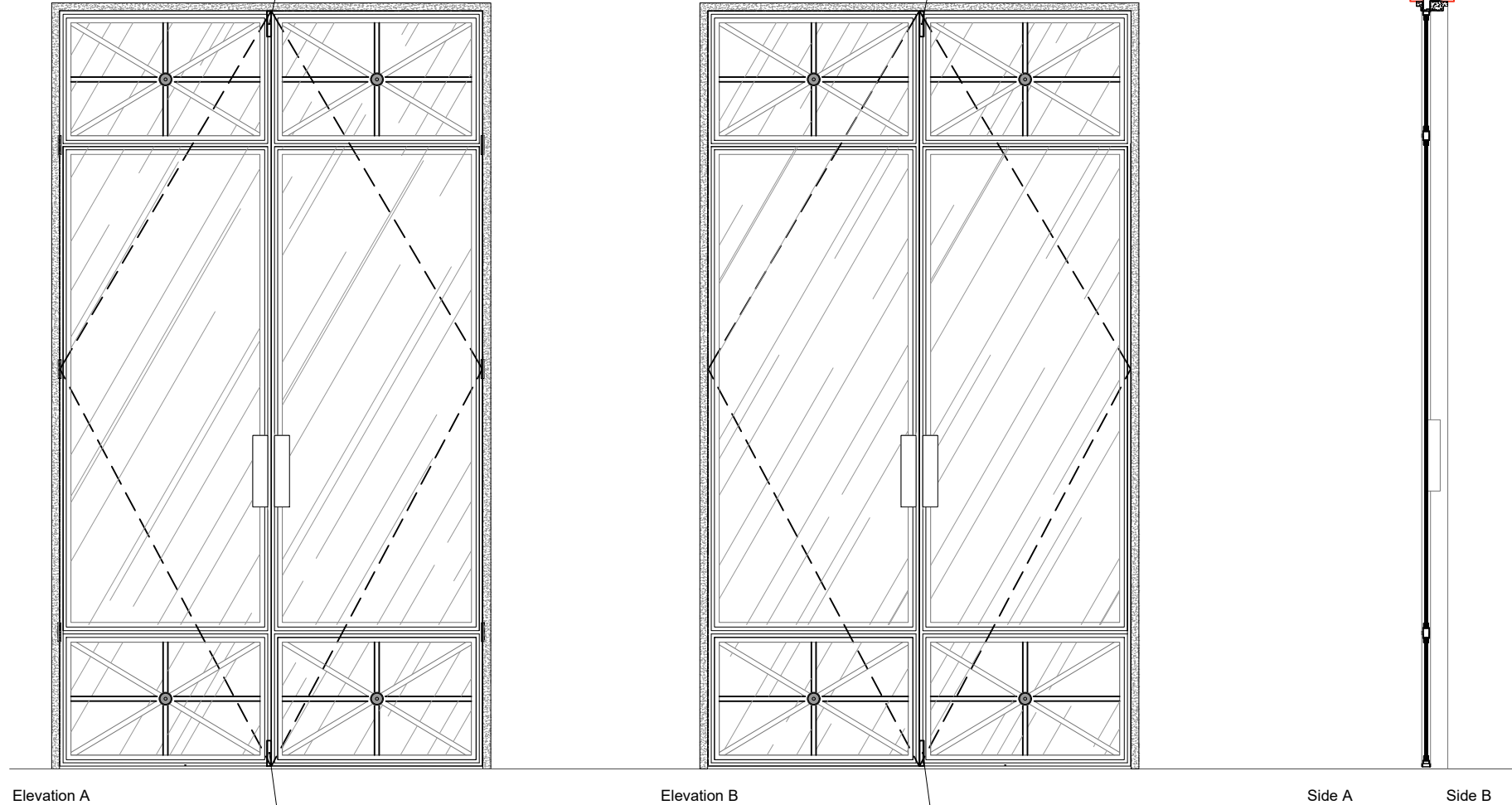
Key types security system to be confirmed by client or architect

All doors opening above carpet should be trimmed by approx 2cm (precise dimension to be confirmed before manufacture)

All mechanism and their proper functionality are to be ensured by GC.

FLUSH BOLT

FLUSH BOLT



Elevation A

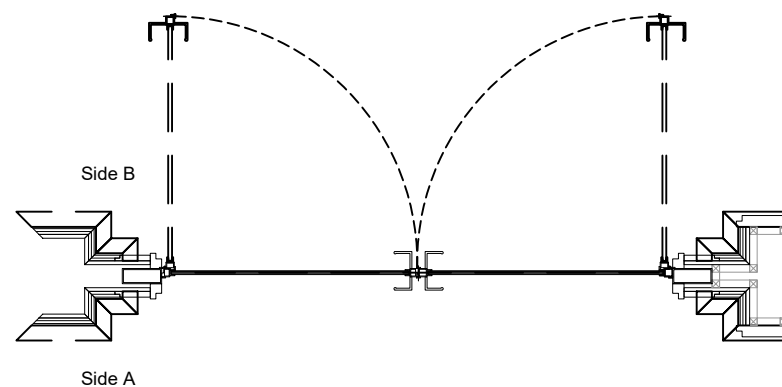
Elevation B

Side A

Side B

FLUSH BOLT

FLUSH BOLT



Side A

Side B

0 0.5m 1m 2m

Project
10 BELGRAVE SQUARE
LONDON UK

2021-7-8

DOOR SCHEDULE

Print on A1

SCALE: 1 / 10

DLG-19A

DRAWINGS GIVEN AS DESIGN INTENT ONLY, THEY CAN NOT BE CONSIDERED AS CONSTRUCTION DRAWINGS

DIMENSIONS IN THIS DRAWING ARE NOTIONAL ONLY. ALL DIMENSIONS TO BE CHECKED ON SITE. FULL SITE DIMENSIONS TO BE TAKEN BY MANUFACTURER PRIOR TO PRODUCTION OF SHOP DRAWINGS. ALL SITE DIMENSIONS TO BE VERIFIED BY CONTRACTOR. FULL JOINERY SHOP DRAWINGS TO BE PROVIDED BY MANUFACTURER FOR C.A APPROVAL. ALL SANITARY ACCESSORIES TO BE SET OUT ON SITE. ALL STONE JUNCTION CORNERS ASSUME MITERED. CONTRACTOR TO SUBMIT SHOP DRAWINGS OF STONE/TILES CUTS FOR APPROVAL. ALL EXPOSED STONE EDGES TO BE POLISHED. FOR FITTING AN FIXTURES REFER TO SANITARYWARE SCHEDULE/NBS.

REVISION 03

THESE DRAWINGS ARE FOR AESTHETIC DESIGN INFORMATION PURPOSES ONLY & DO NOT CONTAIN ANY INFORMATION FOR CONSTRUCTION, PERMITS OR COMPLIANCE TO BUILDING REGULATIONS. REFER TO DRAWINGS OF EXECUTIVE ARCHITECT OR DESIGN & BUILD CONTRACTOR FOR ALL INFORMATION.

DO NOT SCALE OFF THIS DRAWING. USE FIGURES DIMENSIONS ONLY OR CONSULT THE ARCHITECT. ARCHITECT TO BE INFORMED OF ANY VARIATIONS THAT MAY OCCUR BEFORE COMMENCEMENT OF WORK.



JEAN-LOUIS DENIOT

Architecture - Interior Design - Furnishing
39 rue de Verneuil 75007 Paris
Tel: +33 1 45 44 04 65 - contact@deniot.com

Full shop drawings to be provided by Contractors. Interior designer's approval is required before manufacture and construction for aesthetics purposes.

DLG-20A

New- metal frame

Location

LOWER GROUND FLOOR

Sides

A Corridor 2 B Storage below stairs

Opening type and system (TBC by supplier)

Single leaf
Jib door Hidden cupboard hinges

Type of setting

Concealed

Lockable

NO

Handle mounting height

94 cm

Type of architrave

Side A

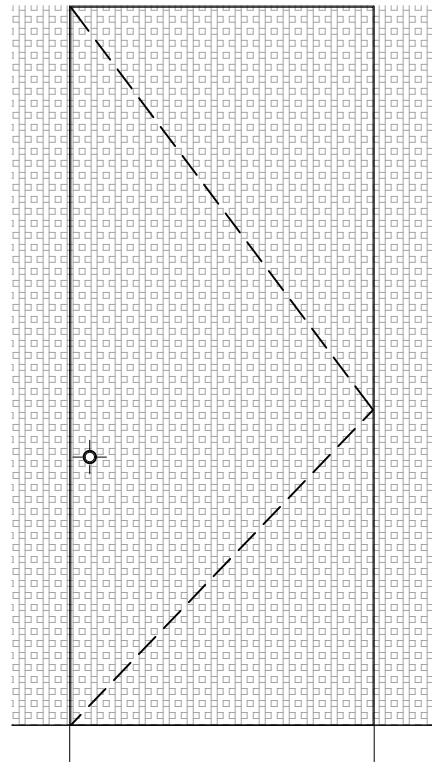
Side B

N/A

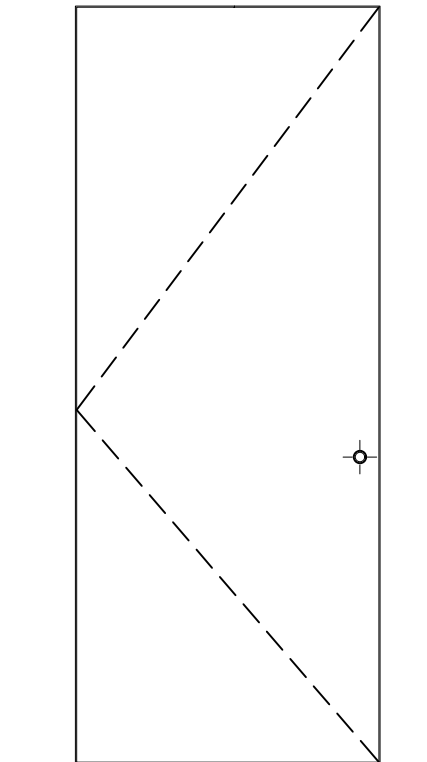
part of joinery

Width

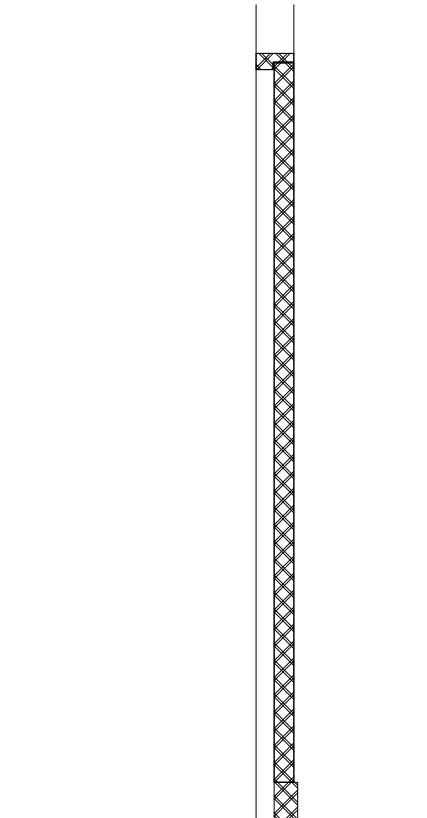
Height



Elevation - Side A

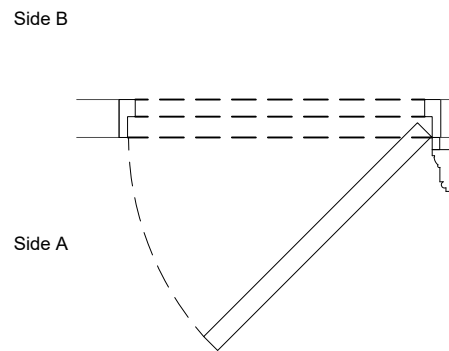


Elevation - Side B



Side B

Side A



Side B

Side A

GENERAL COMMENTS

New blocks added on all architraves

For ironmongery finishes, please refer to Belg-JLD-Ironmongery room by room schedule

Key types security system to be confirmed by client or architect

All doors opening above carpet should be trimmed by approx 2cm (precise dimension to be confirmed before manufacture)

All mechanism and their proper functionality are to be ensured by GC.

Project
10 BELGRAVE SQUARE
LONDON UK

2021-7-8

DOOR SCHEDULE

Print on A1

SCALE: 1 / 10

DLG-20A

DRAWINGS GIVEN AS DESIGN INTENT ONLY, THEY CAN NOT BE CONSIDERED AS CONSTRUCTION DRAWINGS

DIMENSIONS IN THIS DRAWING ARE NOTIONAL ONLY. ALL DIMENSIONS TO BE CHECKED ON SITE.

FULL SITE DIMENSIONS TO BE TAKEN BY MANUFACTURER PRIOR TO PRODUCTION OF SHOP DRAWINGS.

ALL SITE DIMENSIONS TO BE VERIFIED BY CONTRACTOR. FULL JOINERY SHOP DRAWINGS TO BE PROVIDED BY MANUFACTURER FOR C.A APPROVAL.

ALL SANITARY ACCESSORIES TO BE SET OUT ON SITE.

ALL STONE JUNCTION CORNERS ASSUME MITERED.

CONTRACTOR TO SUBMIT SHOP DRAWINGS OF STONE/ TILES CUTS FOR APPROVAL

ALL EXPOSED STONE EDGES TO BE POLISHED.

FOR FITTING AN FIXTURES REFER TO SANITARYWARE SCHEDULE/NBS.

REVISION 03


THESE DRAWINGS ARE FOR AESTHETIC DESIGN INFORMATION PURPOSES ONLY & DO NOT CONTAIN ANY INFORMATION FOR CONSTRUCTION, PERMITS OR COMPLIANCE TO BUILDING REGULATIONS. REFER TO DRAWINGS OF EXECUTIVE ARCHITECT OR DESIGN & BUILD CONTRACTOR FOR ALL INFORMATION.

DO NOT SCALE OFF THIS DRAWING. USE FIGURES DIMENSIONS ONLY OR CONSULT THE ARCHITECT. ARCHITECT TO BE INFORMED OF ANY VARIATIONS THAT MAY OCCUR BEFORE COMMENCEMENT OF WORK.



JEAN-LOUIS DENIOT

Architecture - Interior Design - Furnishing
39 rue de Verneuil 75007 Paris
Tel: +33 1 45 44 04 65 - contact@deniot.com



Full shop drawings to be provided by Contractors. Interior designer's approval is required before manufacture and construction for aesthetics purposes.

FDLG-21A

New- 4 Panels

Location

LOWER GROUND FLOOR

Sides

A	B
Entrance Lobby	Hall

Opening type and system (TBC by supplier)

Single leaf

Type of setting

Orb

Lockable

NO

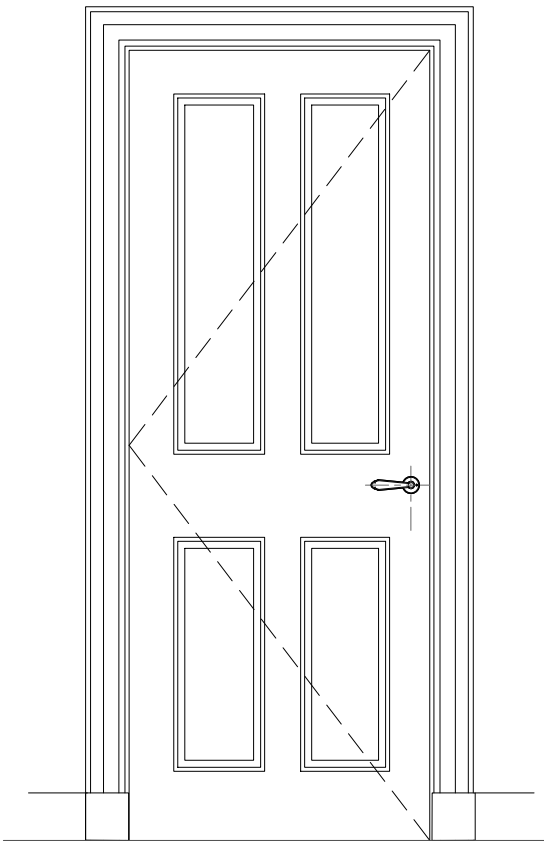
Handle mounting height

94 cm

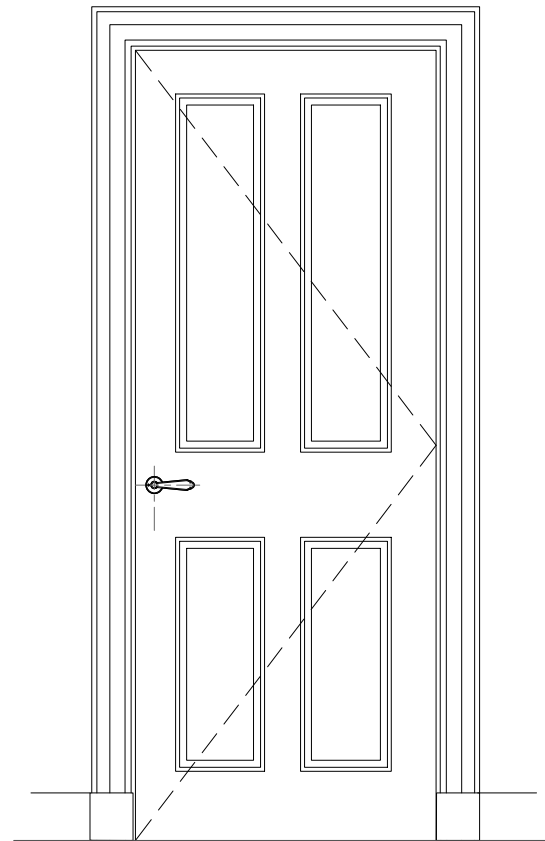
Type of architrave

Side A	Side B
New to match existing	New to match existing

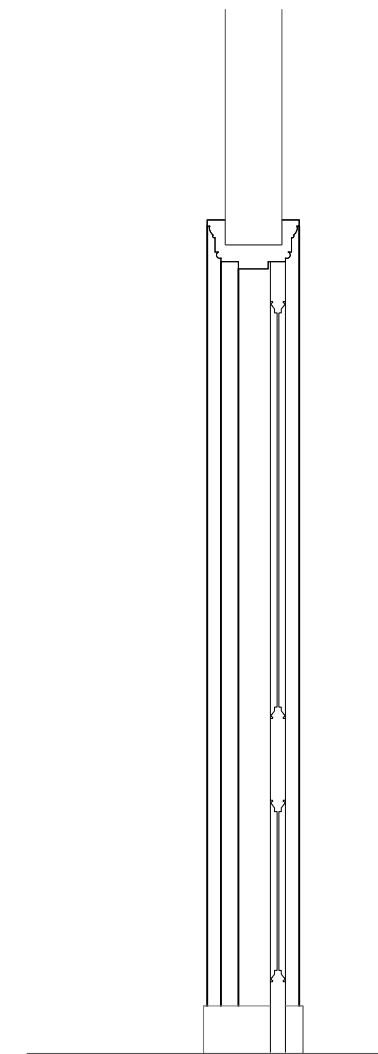
Width	Height
-------	--------



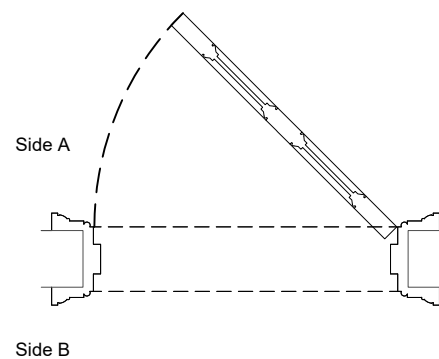
Elevation - Side A



Elevation - Side B



Side A Side B



Side A

Side B

GENERAL COMMENTS

New blocks added on all architraves

For ironmongery finishes, please refer to Belg-JLD-Ironmongery room by room schedule

Key types security system to be confirmed by client or architect

All doors opening above carpet should be trimmed by approx 2cm (precise dimension to be confirmed before manufacture)

All mechanism and their proper functionality are to be ensured by GC.

Project
10 BELGRAVE SQUARE
LONDON UK

2021-7-8

DOOR SCHEDULE

Print on A1 SCALE: 1 / 10

FDLG-21A

DRAWINGS GIVEN AS DESIGN INTENT ONLY, THEY CAN NOT BE CONSIDERED AS CONSTRUCTION DRAWINGS

DIMENSIONS IN THIS DRAWING ARE NOTIONAL ONLY. ALL DIMENSIONS TO BE CHECKED ON SITE. FULL SITE DIMENSIONS TO BE TAKEN BY MANUFACTURER PRIOR TO PRODUCTION OF SHOP DRAWINGS. ALL SITE DIMENSIONS TO BE VERIFIED BY CONTRACTOR. FULL JOINERY SHOP DRAWINGS TO BE PROVIDED BY MANUFACTURER FOR C.A APPROVAL. ALL SANITARY ACCESSORIES TO BE SET OUT ON SITE. ALL STONE JUNCTION CORNERS ASSUME MITERED. CONTRACTOR TO SUBMIT SHOP DRAWINGS OF STONE/TILES CUTS FOR APPROVAL. ALL EXPOSED STONE EDGES TO BE POLISHED. FOR FITTING AN FIXTURES REFER TO SANITARYWARE SCHEDULE/NBS.

REVISION 03


THESE DRAWINGS ARE FOR AESTHETIC DESIGN INFORMATION PURPOSES ONLY & DO NOT CONTAIN ANY INFORMATION FOR CONSTRUCTION, PERMITS OR COMPLIANCE TO BUILDING REGULATIONS. REFER TO DRAWINGS OF EXECUTIVE ARCHITECT OR DESIGN & BUILD CONTRACTOR FOR ALL INFORMATION.

DO NOT SCALE OFF THIS DRAWING. USE FIGURES DIMENSIONS ONLY OR CONSULT THE ARCHITECT. ARCHITECT TO BE INFORMED OF ANY VARIATIONS THAT MAY OCCUR BEFORE COMMENCEMENT OF WORK.



JEAN-LOUIS DENIOT

Architecture - Interior Design - Furnishing
39 rue de Verneuil 75007 Paris
Tel: +33 1 45 44 04 65 - contact@deniot.com



Full shop drawings to be provided by Contractors. Interior designer's approval is required before manufacture and construction for aesthetics purposes.

DLG-21C

Existing

Location

LOWER GROUND FLOOR

Sides

A Entrance Lobby B Back of house

Opening type and system (TBC by supplier)

External door

Type of setting

TBC

Lockable

Security Type 3 locks door Banham

Handle mounting height

95 cm

Type of architrave

Side A

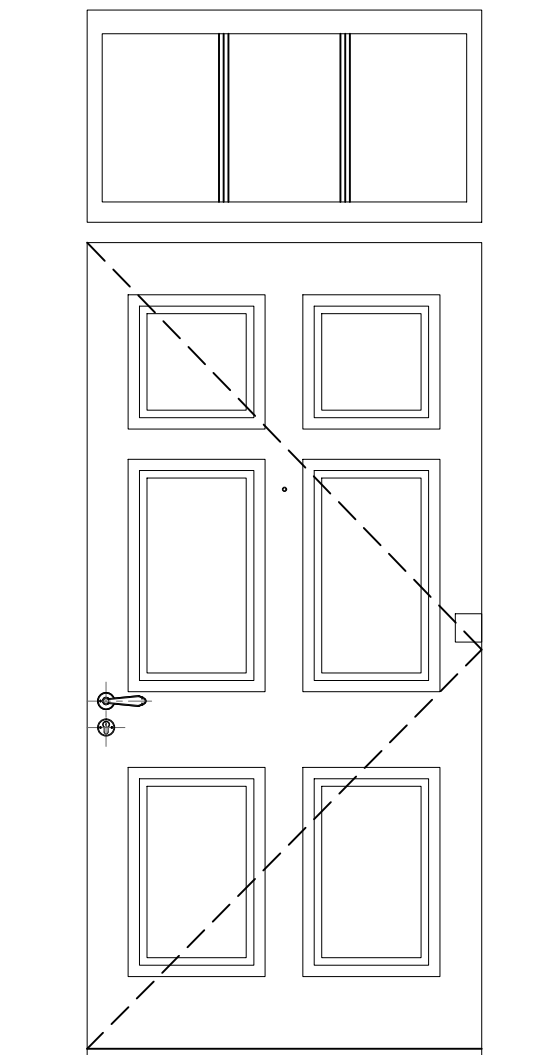
Side B

As existing

As existing


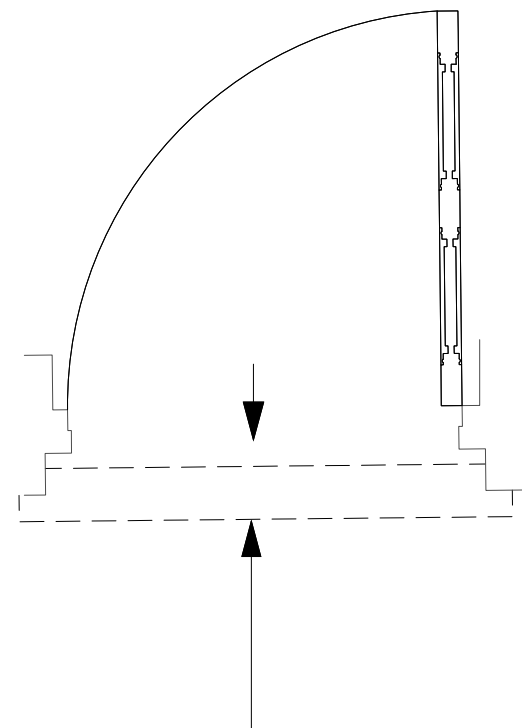
Width

Height



Elevation - Side A

Side B Side A



Project
10 BELGRAVE SQUARE
LONDON UK

2021-7-8

DOOR SCHEDULE

Print on A1

SCALE: 1 / 10

DLG-21B

DRAWINGS GIVEN AS DESIGN INTENT ONLY, THEY CAN NOT BE CONSIDERED AS CONSTRUCTION DRAWINGS

DIMENSIONS IN THIS DRAWING ARE NOTIONAL ONLY. ALL DIMENSIONS TO BE CHECKED ON SITE. FULL SITE DIMENSIONS TO BE TAKEN BY MANUFACTURER PRIOR TO PRODUCTION OF SHOP DRAWINGS. ALL SITE DIMENSIONS TO BE VERIFIED BY CONTRACTOR. FULL JOINERY SHOP DRAWINGS TO BE PROVIDED BY MANUFACTURER FOR C.A APPROVAL. ALL SANITARY ACCESSORIES TO BE SET OUT ON SITE. ALL STONE JUNCTION CORNERS ASSUME MITERED. CONTRACTOR TO SUBMIT SHOP DRAWINGS OF STONE/ TILES CUTS FOR APPROVAL. ALL EXPOSED STONE EDGES TO BE POLISHED. FOR FITTING AN FIXTURES REFER TO SANITARYWARE SCHEDULE/NBS.

REVISION 03

THESE DRAWINGS ARE FOR AESTHETIC DESIGN INFORMATION PURPOSES ONLY & DO NOT CONTAIN ANY INFORMATION FOR CONSTRUCTION, PERMITS OR COMPLIANCE TO BUILDING REGULATIONS. REFER TO DRAWINGS OF EXECUTIVE ARCHITECT OR DESIGN & BUILD CONTRACTOR FOR ALL INFORMATION.

DO NOT SCALE OFF THIS DRAWING. USE FIGURES DIMENSIONS ONLY OR CONSULT THE ARCHITECT. ARCHITECT TO BE INFORMED OF ANY VARIATIONS THAT MAY OCCUR BEFORE COMMENCEMENT OF WORK.



JEAN-LOUIS DENIOT

Architecture - Interior Design - Furnishing
39 rue de Verneuil 75007 Paris
Tel: +33 1 45 44 04 65 - contact@deniot.com

Full shop drawings to be provided by Contractors. Interior designer's approval is required before manufacture and construction for aesthetics purposes.

GENERAL COMMENTS

New blocks added on all architraves

For ironmongery finishes, please refer to Belg-JLD-Ironmongery room by room schedule

Key types security system to be confirmed by client or architect

All doors opening above carpet should be trimmed by approx 2cm (precise dimension to be confirmed before manufacture)

All mechanism and their proper functionality are to be ensured by GC.

FDLG-22A

New - 4 panels

Location

LOWER GROUND FLOOR

Sides

A	B
Staff Bedroom 3	Entrance lobby

Opening type and system (TBC by supplier)

Single leaf

Type of setting

Standard

Lockable

YES_Bathroom door lock

Handle mounting height

94 cm

Type of architrave

Side A	Side B
New to match existing	New to match existing

Width	Height
-------	--------

Project
10 BELGRAVE SQUARE
LONDON UK

2021-7-8

DOOR SCHEDULE

Print on A1 SCALE: 1 / 10

FDLG-22A

DRAWINGS GIVEN AS DESIGN INTENT ONLY, THEY CAN NOT BE CONSIDERED AS CONSTRUCTION DRAWINGS

DIMENSIONS IN THIS DRAWING ARE NOTIONAL ONLY. ALL DIMENSIONS TO BE CHECKED ON SITE. FULL SITE DIMENSIONS TO BE TAKEN BY MANUFACTURER PRIOR TO PRODUCTION OF SHOP DRAWINGS. ALL SITE DIMENSIONS TO BE VERIFIED BY CONTRACTOR. FULL JOINERY SHOP DRAWINGS TO BE PROVIDED BY MANUFACTURER FOR C.A APPROVAL. ALL SANITARY ACCESSORIES TO BE SET OUT ON SITE. ALL STONE JUNCTION CORNERS ASSUME MITERED. CONTRACTOR TO SUBMIT SHOP DRAWINGS OF STONE/TILES CUTS FOR APPROVAL. ALL EXPOSED STONE EDGES TO BE POLISHED. FOR FITTING AN FIXTURES REFER TO SANITARYWARE SCHEDULE/NBS.

REVISION 03

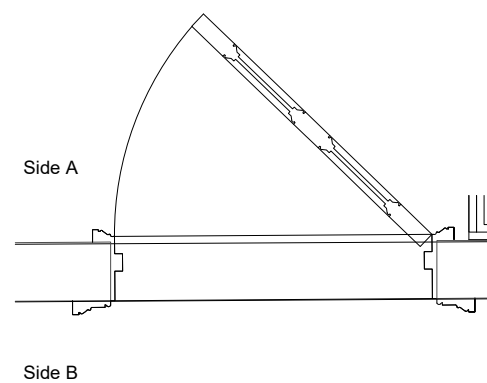
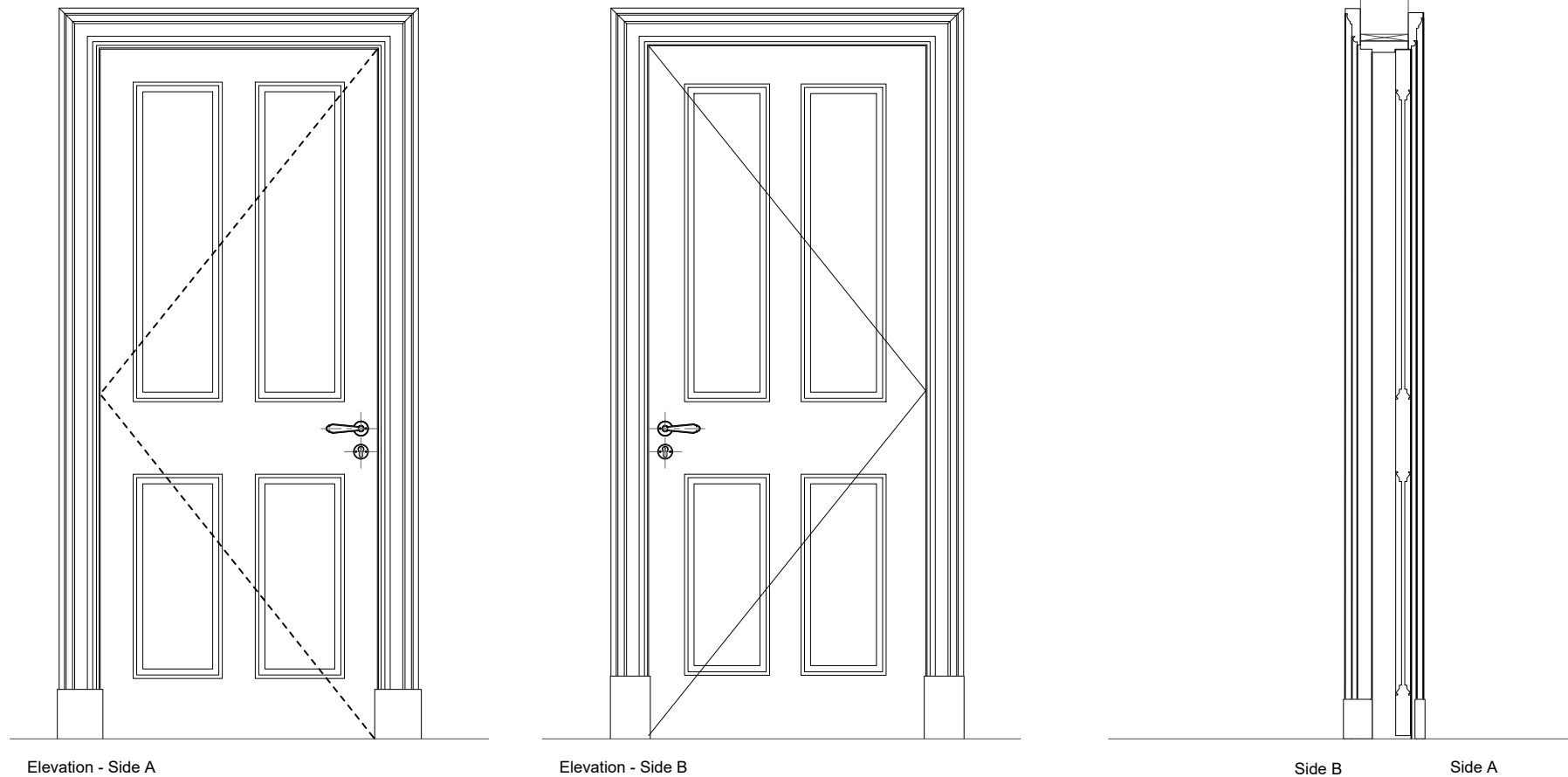
THESE DRAWINGS ARE FOR AESTHETIC DESIGN INFORMATION PURPOSES ONLY & DO NOT CONTAIN ANY INFORMATION FOR CONSTRUCTION, PERMITS OR COMPLIANCE TO BUILDING REGULATIONS. REFER TO DRAWINGS OF EXECUTIVE ARCHITECT OR DESIGN & BUILD CONTRACTOR FOR ALL INFORMATION.

DO NOT SCALE OFF THIS DRAWING. USE FIGURES DIMENSIONS ONLY OR CONSULT THE ARCHITECT. ARCHITECT TO BE INFORMED OF ANY VARIATIONS THAT MAY OCCUR BEFORE COMMENCEMENT OF WORK.



JEAN-LOUIS DENIOT

Architecture - Interior Design - Furnishing
39 rue de Verneuil 75007 Paris
Tel: +33 1 45 44 04 65 - contact@deniot.com



GENERAL COMMENTS

New blocks added on all architraves

For ironmongery finishes, please refer to Belg-JLD-Ironmongery room by room schedule

Key types security system to be confirmed by client or architect

All doors opening above carpet should be trimmed by approx 2cm (precise dimension to be confirmed before manufacture)

All mechanism and their proper functionality are to be ensured by GC.

Full shop drawings to be provided by Contractors. Interior designer's approval is required before manufacture and construction for aesthetics purposes.



DLG-22A

New - by specialist subcontractor

Location

LOWER GROUND FLOOR

Sides

A B
Garage

Opening type and system (TBC by supplier)

External Door

Type of setting

By others

Lockable

YES_As existing_to be confirmed by architect

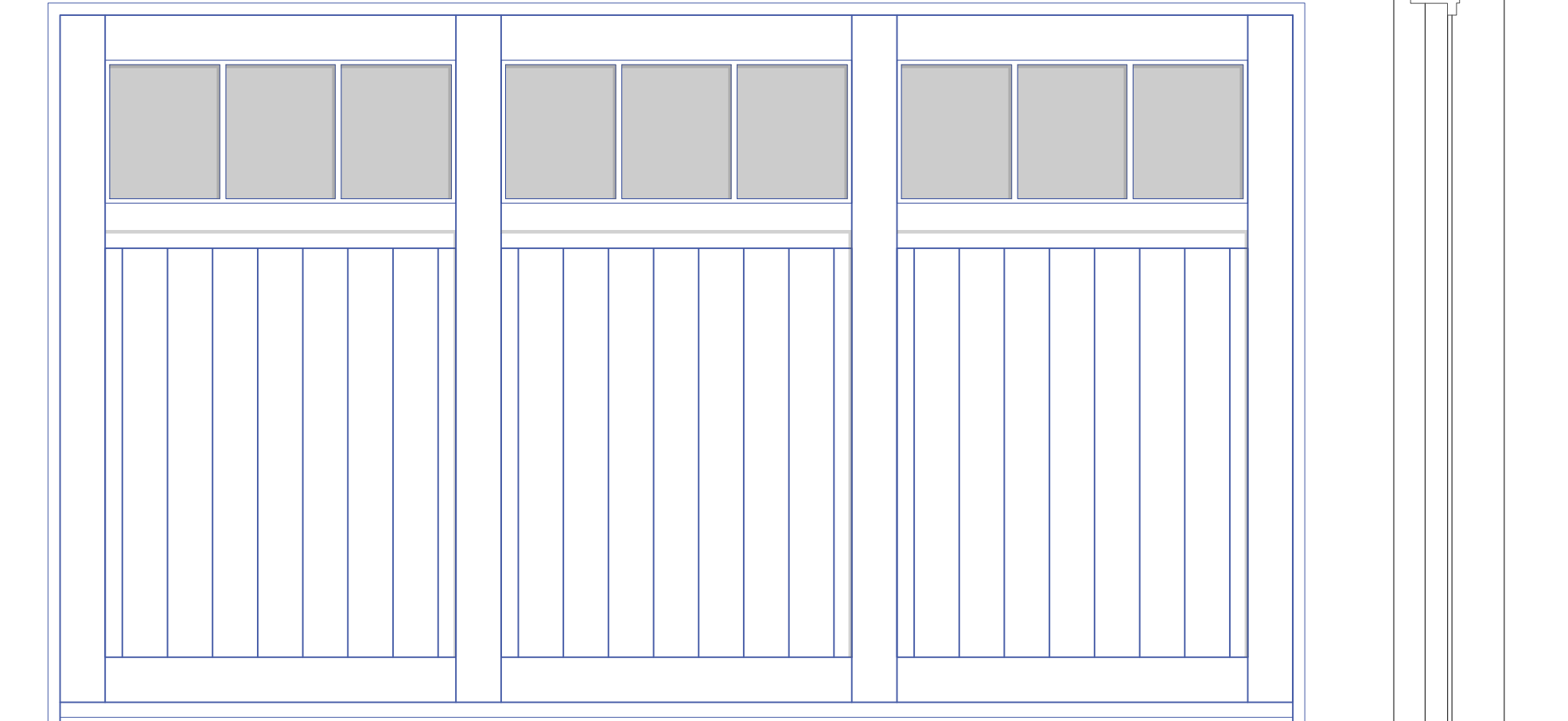
Handle mounting height

-

Type of architrave

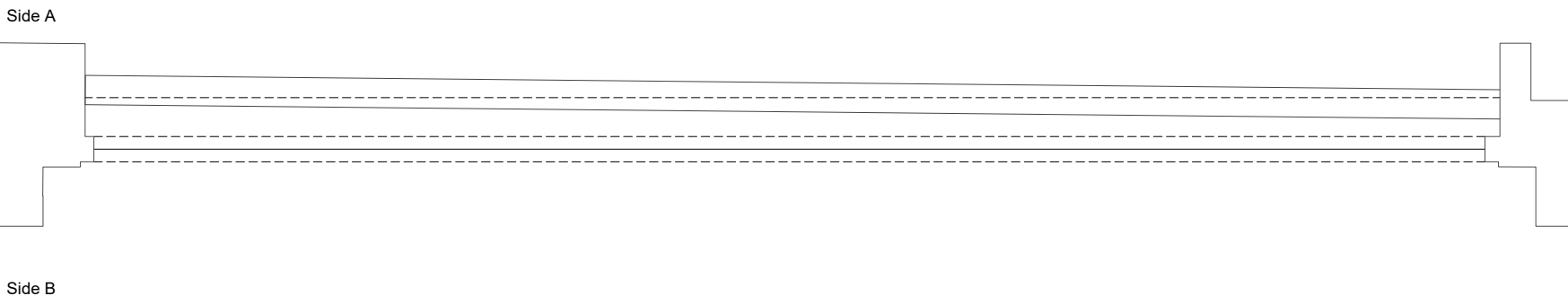
Side A Side B

Width Height



Elevation - Side A & B

Side A Side B



Side B

GENERAL COMMENTS

New blocks added on all architraves

For ironmongery finishes, please refer to Belg-JLD-Ironmongery room by room schedule

Key types security system to be confirmed by client or architect

All doors opening above carpet should be trimmed by approx 2cm (precise dimension to be confirmed before manufacture)

All mechanism and their proper functionality are to be ensured by GC.

Project
10 BELGRAVE SQUARE
LONDON UK

2021-7-8

DOOR SCHEDULE

Print on A1

SCALE: 1 / 10

DLG-23A

DRAWINGS GIVEN AS DESIGN INTENT ONLY, THEY CAN NOT BE CONSIDERED AS CONSTRUCTION DRAWINGS

DIMENSIONS IN THIS DRAWING ARE NOTIONAL ONLY. ALL DIMENSIONS TO BE CHECKED ON SITE. FULL SITE DIMENSIONS TO BE TAKEN BY MANUFACTURER PRIOR TO PRODUCTION OF SHOP DRAWINGS. ALL SITE DIMENSIONS TO BE VERIFIED BY CONTRACTOR. FULL JOINERY SHOP DRAWINGS TO BE PROVIDED BY MANUFACTURER FOR C.A APPROVAL. ALL SANITARY ACCESSORIES TO BE SET OUT ON SITE. ALL STONE JUNCTION CORNERS ASSUME MITERED. CONTRACTOR TO SUBMIT SHOP DRAWINGS OF STONE/TILES CUTS FOR APPROVAL. ALL EXPOSED STONE EDGES TO BE POLISHED. FOR FITTING AN FIXTURES REFER TO SANITARYWARE SCHEDULE/NBS.

REVISION 03


THESE DRAWINGS ARE FOR AESTHETIC DESIGN INFORMATION PURPOSES ONLY & DO NOT CONTAIN ANY INFORMATION FOR CONSTRUCTION, PERMITS OR COMPLIANCE TO BUILDING REGULATIONS. REFER TO DRAWINGS OF EXECUTIVE ARCHITECT OR DESIGN & BUILD CONTRACTOR FOR ALL INFORMATION.

DO NOT SCALE OFF THIS DRAWING. USE FIGURES DIMENSIONS ONLY OR CONSULT THE ARCHITECT. ARCHITECT TO BE INFORMED OF ANY VARIATIONS THAT MAY OCCUR BEFORE COMMENCEMENT OF WORK.



JEAN-LOUIS DENIOT

Architecture - Interior Design - Furnishing
39 rue de Verneuil 75007 Paris
Tel: +33 1 45 44 04 65 - contact@deniot.com



Full shop drawings to be provided by Contractors. Interior designer's approval is required before manufacture and construction for aesthetics purposes.

DLG-24A

New

Location

LOWER GROUND FLOOR

Sides

A Plant B Garage

Opening type and system (TBC by supplier)

Sliding multi doors

Type of setting

N/A

Lockable

YES

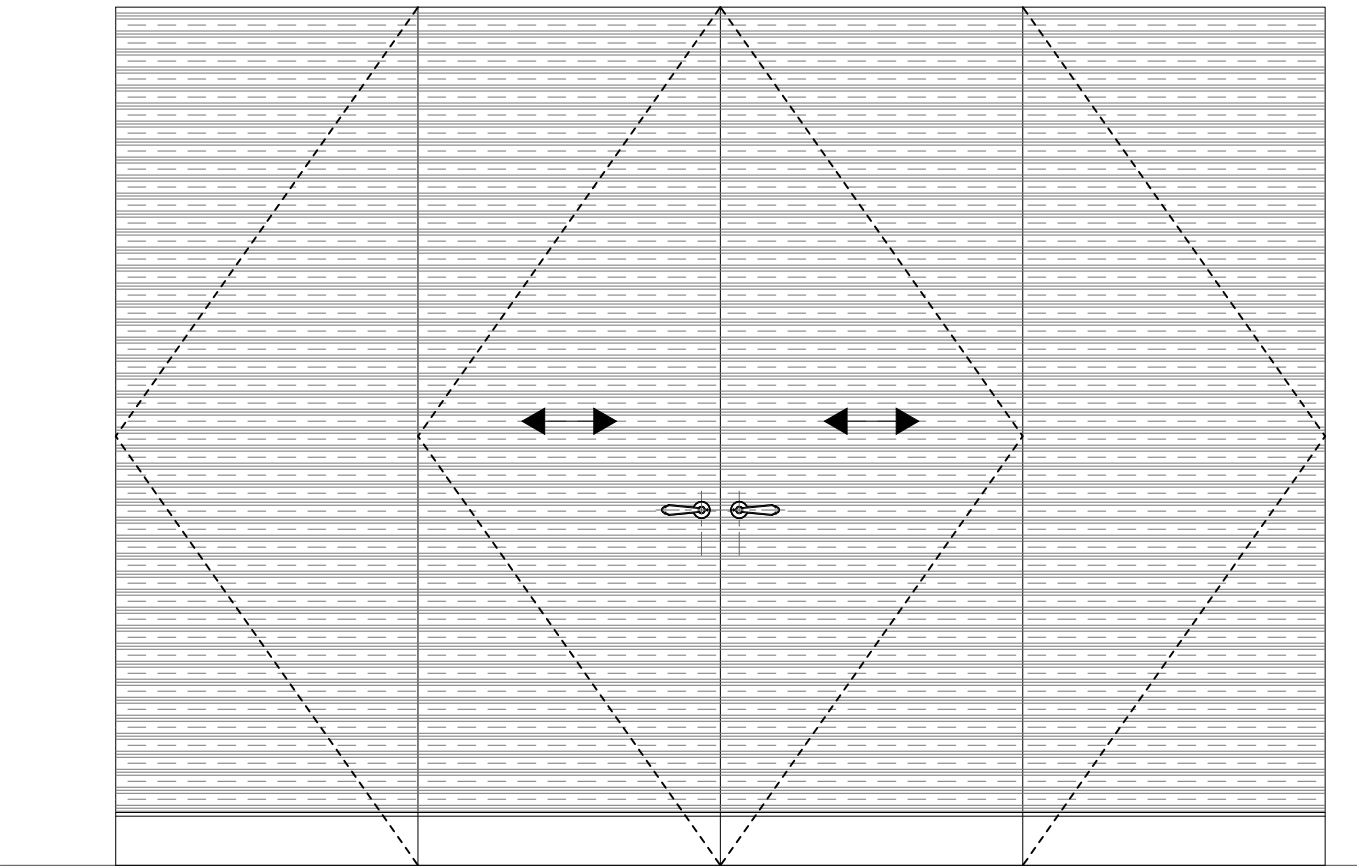
Handle mounting height

94 cm

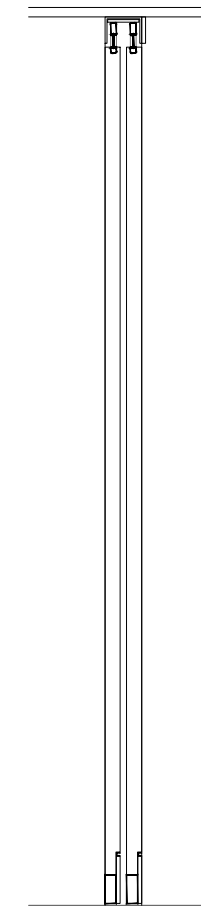
Type of architrave

Side A	Side B
N/A	N/A

Width	Height
-------	--------




Elevation - Side A & B



Side B Side A

Side B



Side A

GENERAL COMMENTS

New blocks added on all architraves

For ironmongery finishes, please refer to Belg-JLD-Ironmongery room by room schedule

Key types security system to be confirmed by client or architect

All doors opening above carpet should be trimmed by approx 2cm (precise dimension to be confirmed before manufacture)

All mechanism and their proper functionality are to be ensured by GC.

Project
10 BELGRAVE SQUARE
LONDON UK

2021-7-8

DOOR SCHEDULE

Print on A1

SCALE: 1 / 10

DLG-24A

DRAWINGS GIVEN AS DESIGN INTENT ONLY, THEY CAN NOT BE CONSIDERED AS CONSTRUCTION DRAWINGS

DIMENSIONS IN THIS DRAWING ARE NOTIONAL ONLY. ALL DIMENSIONS TO BE CHECKED ON SITE. FULL SITE DIMENSIONS TO BE TAKEN BY MANUFACTURER PRIOR TO PRODUCTION OF SHOP DRAWINGS. ALL SITE DIMENSIONS TO BE VERIFIED BY CONTRACTOR. FULL JOINERY SHOP DRAWINGS TO BE PROVIDED BY MANUFACTURER FOR C.A APPROVAL. ALL SANITARY ACCESSORIES TO BE SET OUT ON SITE. ALL STONE JUNCTION CORNERS ASSUME MITERED. CONTRACTOR TO SUBMIT SHOP DRAWINGS OF STONE/TILES CUTS FOR APPROVAL. ALL EXPOSED STONE EDGES TO BE POLISHED. FOR FITTING AN FIXTURES REFER TO SANITARYWARE SCHEDULE/NBS.

REVISION 03

THESE DRAWINGS ARE FOR AESTHETIC DESIGN INFORMATION PURPOSES ONLY & DO NOT CONTAIN ANY INFORMATION FOR CONSTRUCTION, PERMITS OR COMPLIANCE TO BUILDING REGULATIONS. REFER TO DRAWINGS OF EXECUTIVE ARCHITECT OR DESIGN & BUILD CONTRACTOR FOR ALL INFORMATION.

DO NOT SCALE OFF THIS DRAWING. USE FIGURES DIMENSIONS ONLY OR CONSULT THE ARCHITECT. ARCHITECT TO BE INFORMED OF ANY VARIATIONS THAT MAY OCCUR BEFORE COMMENCEMENT OF WORK.



JEAN-LOUIS DENIOT

Architecture - Interior Design - Furnishing
39 rue de Verneuil 75007 Paris
Tel: +33 1 45 44 04 65 - contact@deniot.com

0 0.5m 1m 2m

Full shop drawings to be provided by Contractors. Interior designer's approval is required before manufacture and construction for aesthetics purposes.

DLG-25A

New - 4 panels

Location

LOWER GROUND FLOOR

Sides

A Cloackroom	B Hall
-----------------	-----------

Opening type and system (TBC by supplier)

Single leaf

Type of setting

Orb

Lockable

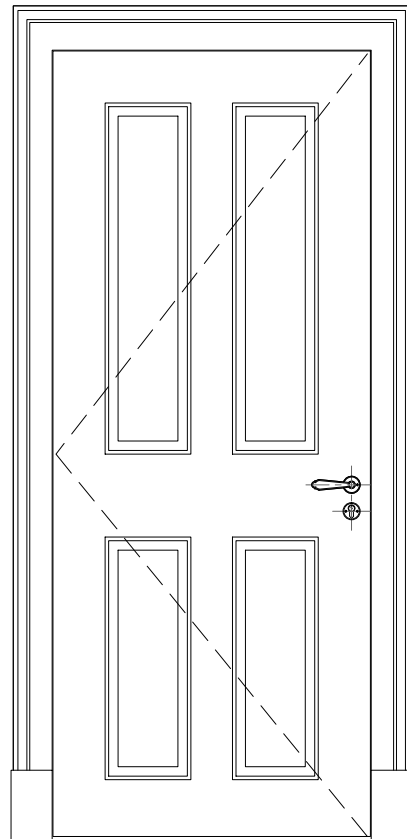
YES_Bathroom lock

Handle mounting height

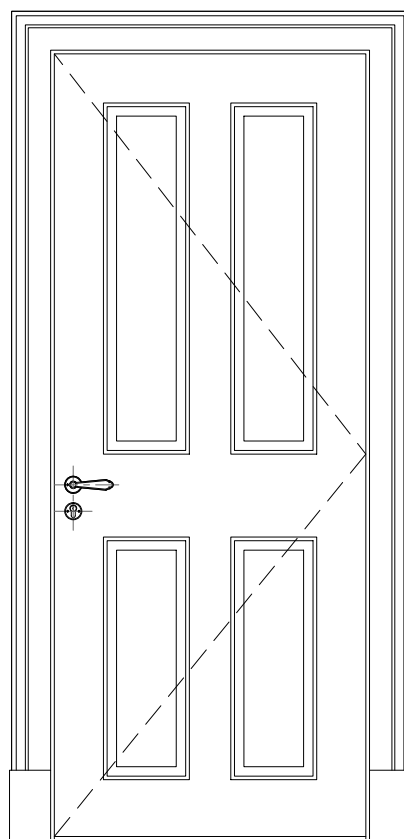
94 cm

Type of architrave

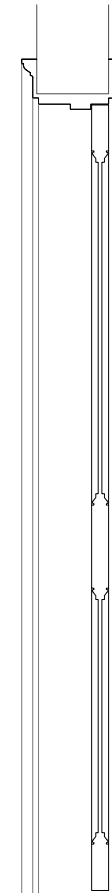
Side A New to match existing	Side B New to match existing
Width	Height



Elevation - Side A

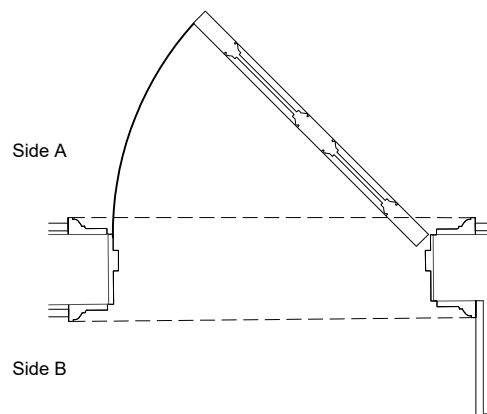


Elevation - Side B



Side B

Side A



Side A

Side B

GENERAL COMMENTS

New blocks added on all architraves

For ironmongery finishes, please refer to Belg-JLD-Ironmongery room by room schedule

Key types security system to be confirmed by client or architect

All doors opening above carpet should be trimmed by approx 2cm (precise dimension to be confirmed before manufacture)

All mecanismo and thier preper functionary are to be ensured by GC.

Project
10 BELGRAVE SQUARE
LONDON UK

2021-7-8

DOOR SCHEDULE

Print
on A1

SCALE: 1 / 10

DLG-25A

DRAWINGS GIVEN AS DESIGN INTENT ONLY, THEY CAN NOT BE CONSIDERED AS CONSTRUCTION DRAWINGS

DIMENSIONS IN THIS DRAWING ARE NOTIONAL ONLY. ALL DIMENSIONS TO BE CHECKED ON SITE.

FULL SITE DIMENSIONS TO BE TAKEN BY MANUFACTURER PRIOR TO PRODUCTION OF SHOP DRAWINGS.

ALL SITE DIMENSIONS TO BE VERIFIED BY CONTRACTOR. FULL JOINERY SHOP DRAWINGS TO BE PROVIDED BY MANUFACTURER FOR C.A APPROVAL.

ALL SANITARY ACCESSORIES TO BE SET OUT ON SITE.

ALL STONE JUNCTION CORNERS ASSUME MITERED. CONTRACTOR TO SUBMIT SHOP DRAWINGS OF STONE/TILES CUTS FOR APPROVAL

ALL EXPOSED STONE EDGES TO BE POLISHED.

FOR FITTING AN FIXTURES REFER TO SANITARYWARE SCHEDULE/NBS.

REVISION 03

THESE DRAWINGS ARE FOR AESTHETIC DESIGN INFORMATION PURPOSES ONLY & DO NOT CONTAIN ANY INFORMATION FOR CONSTRUCTION, PERMITS OR COMPLIANCE TO BUILDING REGULATIONS. REFER TO DRAWINGS OF EXECUTIVE ARCHITECT OR DESIGN & BUILD CONTRACTOR FOR ALL INFORMATION.

DO NOT SCALE OFF THIS DRAWING. USE FIGURES DIMENSIONS ONLY OR CONSULT THE ARCHITECT. ARCHITECT TO BE INFORMED OF ANY VARIATIONS THAT MAY OCCUR BEFORE COMMENCEMENT OF WORK.



JEAN-LOUIS DENIOT

Architecture - Interior Design - Furnishing
39 rue de Verneuil 75007 Paris
Tel: +33 1 45 44 04 65 - contact@deniot.com

Full shop drawings to be provided by Contractors. Interior designer's approval is required before manufacture and construction for aesthetics purposes.



DLG-26A

New - 4 panels

Location

LOWER GROUND FLOOR

Sides

A Lobby B Hall

Opening type and system (TBC by supplier)

Single leaf

Type of setting

Orb

Lockable

NO

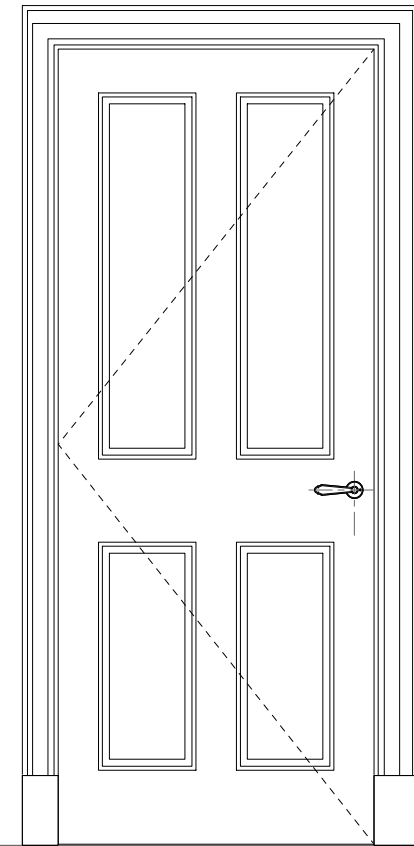
Handle mounting height

94 cm

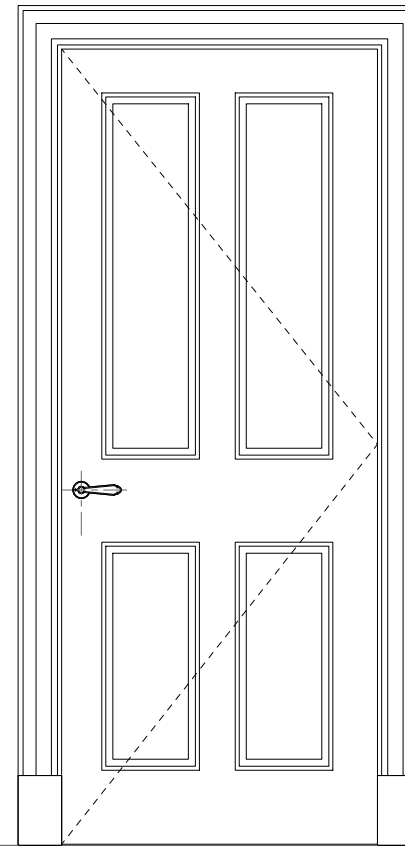
Type of architrave

Side A	Side B
New to match existing	New to match existing

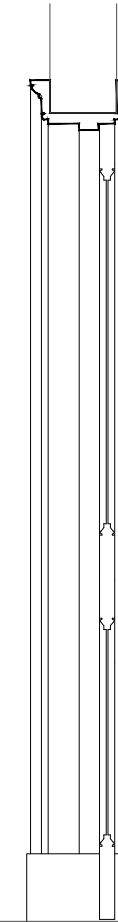
Width	Height
-------	--------



Elevation - Side A

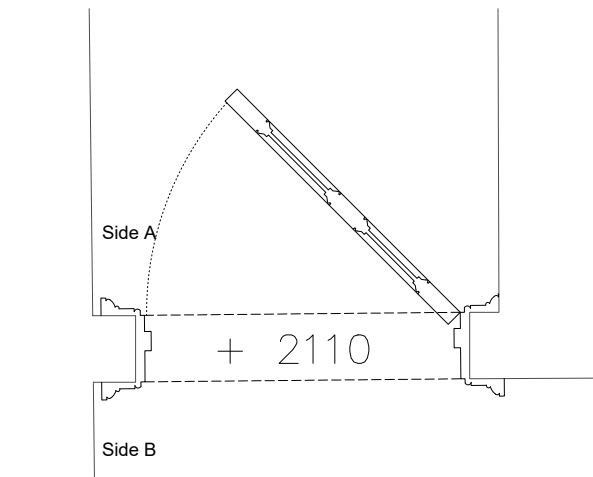


Elevation - Side B



Side B

Side A



Side A

Side B

+ 2110



Project
10 BELGRAVE SQUARE
LONDON UK

2021-7-8

DOOR SCHEDULE

Print on A1

SCALE: 1 / 10

DLG-26A

DRAWINGS GIVEN AS DESIGN INTENT ONLY, THEY CAN NOT BE CONSIDERED AS CONSTRUCTION DRAWINGS

DIMENSIONS IN THIS DRAWING ARE NOTIONAL ONLY. ALL DIMENSIONS TO BE CHECKED ON SITE. FULL SITE DIMENSIONS TO BE TAKEN BY MANUFACTURER PRIOR TO PRODUCTION OF SHOP DRAWINGS. ALL SITE DIMENSIONS TO BE VERIFIED BY CONTRACTOR. FULL JOINERY SHOP DRAWINGS TO BE PROVIDED BY MANUFACTURER FOR C.A APPROVAL. ALL SANITARY ACCESSORIES TO BE SET OUT ON SITE. ALL STONE JUNCTION CORNERS ASSUME MITERED. CONTRACTOR TO SUBMIT SHOP DRAWINGS OF STONE/ TILES CUTS FOR APPROVAL. ALL EXPOSED STONE EDGES TO BE POLISHED. FOR FITTING AN FIXTURES REFER TO SANITARYWARE SCHEDULE/NBS.

REVISION 03

THESE DRAWINGS ARE FOR AESTHETIC DESIGN INFORMATION PURPOSES ONLY & DO NOT CONTAIN ANY INFORMATION FOR CONSTRUCTION, PERMITS OR COMPLIANCE TO BUILDING REGULATIONS. REFER TO DRAWINGS OF EXECUTIVE ARCHITECT OR DESIGN & BUILD CONTRACTOR FOR ALL INFORMATION.

DO NOT SCALE OFF THIS DRAWING. USE FIGURES DIMENSIONS ONLY OR CONSULT THE ARCHITECT. ARCHITECT TO BE INFORMED OF ANY VARIATIONS THAT MAY OCCUR BEFORE COMMENCEMENT OF WORK.



JEAN-LOUIS DENIOT

Architecture - Interior Design - Furnishing
39 rue de Verneuil 75007 Paris
Tel: +33 1 45 44 04 65 - contact@deniot.com

Full shop drawings to be provided by Contractors. Interior designer's approval is required before manufacture and construction for aesthetics purposes.

GENERAL COMMENTS

New blocks added on all architraves

For ironmongery finishes, please refer to Belg-JLD-Ironmongery room by room schedule

Key types security system to be confirmed by client or architect

All doors opening above carpet should be trimmed by approx 2cm (precise dimension to be confirmed before manufacture)

All mechanism and their proper functionality are to be ensured by GC.

DLG-26B

New - 4 panels

Location

LOWER GROUND FLOOR

Sides

A Lobby B Garage

Opening type and system (TBC by supplier)

Single leaf

Type of setting

Orb

Lockable

Security Type 2 locks door Banham

Handle mounting height

94 cm

Type of architrave

Side A Side B
Part of joinery

Width Height

GENERAL COMMENTS

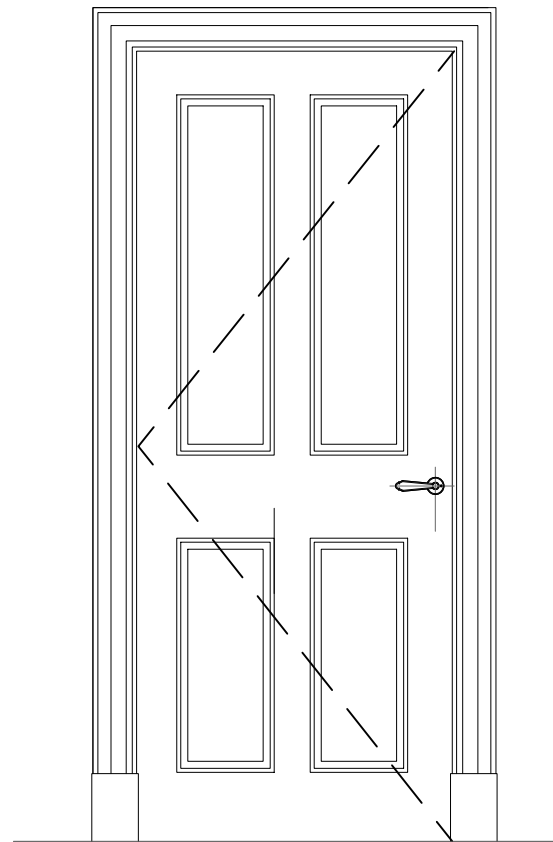
New blocks added on all architraves

For ironmongery finishes, please refer to Belg-JLD-Ironmongery room by room schedule

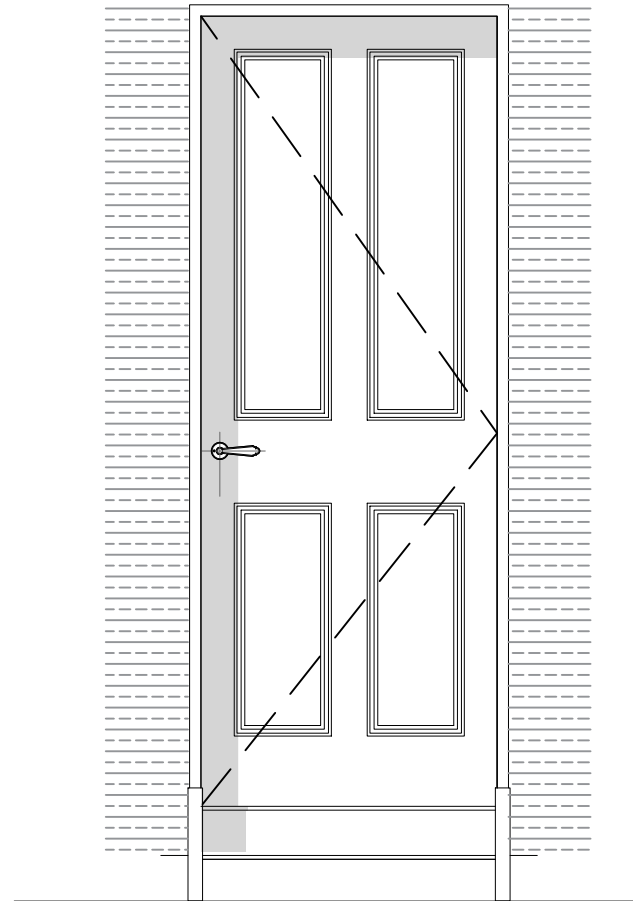
Key types security system to be confirmed by client or architect

All doors opening above carpet should be trimmed by approx 2cm (precise dimension to be confirmed before manufacture)

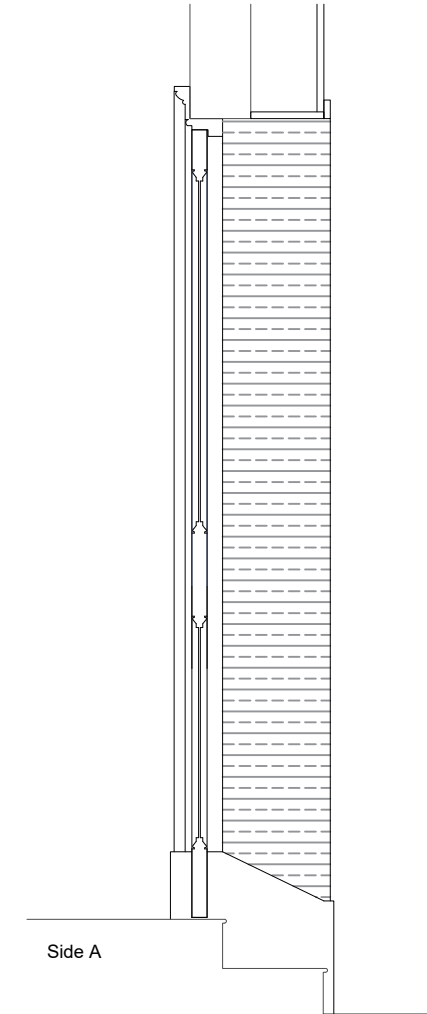
All mechanism and their proper functionality are to be ensured by GC.



Elevation - Side A

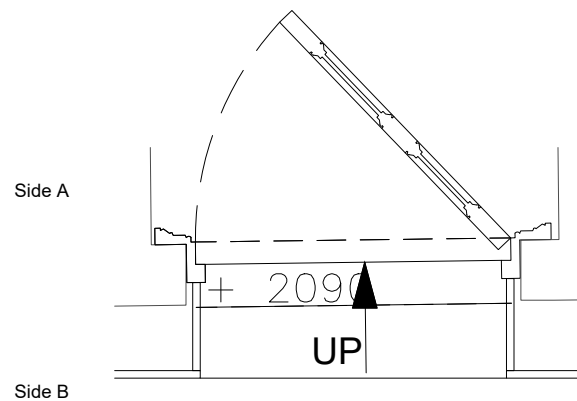


Elevation - Side B



Side A

Side B



Side A

Side B

Project
10 BELGRAVE SQUARE
LONDON UK

2021-7-8

DOOR SCHEDULE

Print on A1

SCALE: 1 / 10

DLG-26B

DRAWINGS GIVEN AS DESIGN INTENT ONLY, THEY CAN NOT BE CONSIDERED AS CONSTRUCTION DRAWINGS

DIMENSIONS IN THIS DRAWING ARE NOTIONAL ONLY. ALL DIMENSIONS TO BE CHECKED ON SITE.

FULL SITE DIMENSIONS TO BE TAKEN BY MANUFACTURER PRIOR TO PRODUCTION OF SHOP DRAWINGS.

ALL SITE DIMENSIONS TO BE VERIFIED BY CONTRACTOR. FULL JOINERY SHOP DRAWINGS TO BE PROVIDED BY MANUFACTURER FOR C.A APPROVAL.

ALL SANITARY ACCESSORIES TO BE SET OUT ON SITE.

ALL STONE JUNCTION CORNERS ASSUME MITERED.

CONTRACTOR TO SUBMIT SHOP DRAWINGS OF STONE/ TILES CUTS FOR APPROVAL

ALL EXPOSED STONE EDGES TO BE POLISHED.

FOR FITTING AN FIXTURES REFER TO SANITARYWARE SCHEDULE/NBS.

REVISION 03

THESE DRAWINGS ARE FOR AESTHETIC DESIGN INFORMATION PURPOSES ONLY & DO NOT CONTAIN ANY INFORMATION FOR CONSTRUCTION, PERMITS OR COMPLIANCE TO BUILDING REGULATIONS. REFER TO DRAWINGS OF EXECUTIVE ARCHITECT OR DESIGN & BUILD CONTRACTOR FOR ALL INFORMATION.

DO NOT SCALE OFF THIS DRAWING. USE FIGURES DIMENSIONS ONLY OR CONSULT THE ARCHITECT. ARCHITECT TO BE INFORMED OF ANY VARIATIONS THAT MAY OCCUR BEFORE COMMENCEMENT OF WORK.



JEAN-LOUIS DENIOT

Architecture - Interior Design - Furnishing
39 rue de Verneuil 75007 Paris
Tel: +33 1 45 44 04 65 - contact@deniot.com

0 0.5m 1m 2m

Full shop drawings to be provided by Contractors. Interior designer's approval is required before manufacture and construction for aesthetics purposes.

DLG-27A

New - 4 panels

Location

LOWER GROUND FLOOR

Sides

A Salon B Hall

Opening type and system (TBC by supplier)

Single leaf
Jib Door on side A

Type of setting

Orb

Lockable

NO

Handle mounting height

94 cm

Type of architrave

Side A

Side B

N/A

New
to match existing

Width

Height

GENERAL COMMENTS

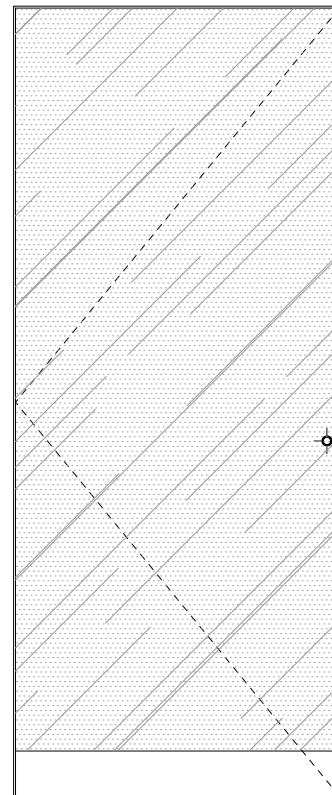
New blocks added on all architraves

For ironmongery finishes, please refer to Belg-JLD-Ironmongery room by room schedule

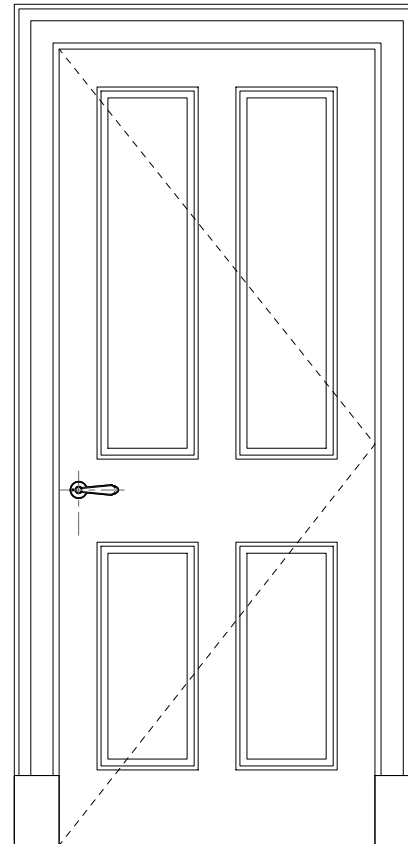
Key types security system to be confirmed by client or architect

All doors opening above carpet should be trimmed by approx 2cm (precise dimension to be confirmed before manufacture)

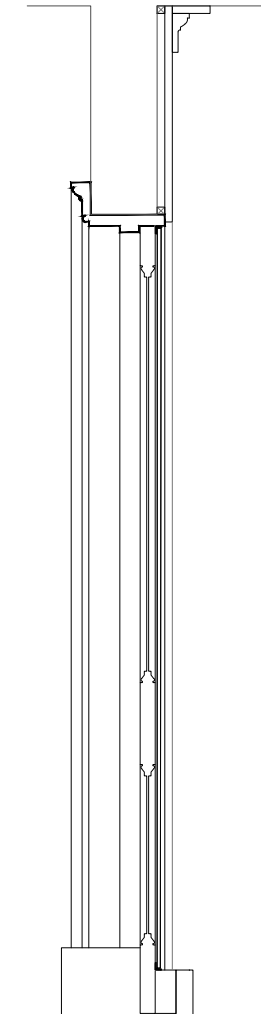
All mechanism and their proper functionality are to be ensured by GC.



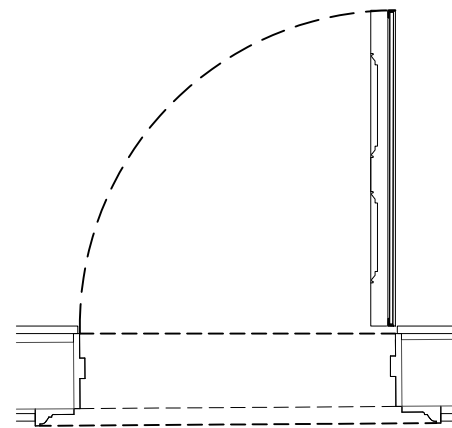
Elevation - Side A



Elevation - Side B



Side B Side A



Side A

Side B



Project
10 BELGRAVE SQUARE
LONDON UK

2021-7-8

DOOR SCHEDULE

Print
on A1

SCALE: 1 / 10

DLG-27A

DRAWINGS GIVEN AS DESIGN INTENT ONLY, THEY CAN NOT BE CONSIDERED AS CONSTRUCTION DRAWINGS

DIMENSIONS IN THIS DRAWING ARE NOTIONAL ONLY. ALL DIMENSIONS TO BE CHECKED ON SITE. FULL SITE DIMENSIONS TO BE TAKEN BY MANUFACTURER PRIOR TO PRODUCTION OF SHOP DRAWINGS. ALL SITE DIMENSIONS TO BE VERIFIED BY CONTRACTOR. FULL JOINERY SHOP DRAWINGS TO BE PROVIDED BY MANUFACTURER FOR C.A APPROVAL. ALL SANITARY ACCESSORIES TO BE SET OUT ON SITE. ALL STONE JUNCTION CORNERS ASSUME MITERED. CONTRACTOR TO SUBMIT SHOP DRAWINGS OF STONE/ TILES CUTS FOR APPROVAL. ALL EXPOSED STONE EDGES TO BE POLISHED. FOR FITTING AN FIXTURES REFER TO SANITARYWARE SCHEDULE/NBS.

REVISION 03

THESE DRAWINGS ARE FOR AESTHETIC DESIGN INFORMATION PURPOSES ONLY & DO NOT CONTAIN ANY INFORMATION FOR CONSTRUCTION, PERMITS OR COMPLIANCE TO BUILDING REGULATIONS. REFER TO DRAWINGS OF EXECUTIVE ARCHITECT OR DESIGN & BUILD CONTRACTOR FOR ALL INFORMATION.

DO NOT SCALE OFF THIS DRAWING. USE FIGURES DIMENSIONS ONLY OR CONSULT THE ARCHITECT. ARCHITECT TO BE INFORMED OF ANY VARIATIONS THAT MAY OCCUR BEFORE COMMENCEMENT OF WORK.



JEAN-LOUIS DENIOT

Architecture - Interior Design - Furnishing
39 rue de Verneuil 75007 Paris
Tel: +33 1 45 44 04 65 - contact@deniot.com

Full shop drawings to be provided by Contractors. Interior designer's approval is required before manufacture and construction for aesthetics purposes.

DLG-28A

New - 4 panels

Location

LOWER GROUND FLOOR

Sides

A	B
Bathroom	Office

Opening type and system (TBC by supplier)

Single leaf

Type of setting

Orb

Lockable

YES_bathroom door lock

Handle mounting height

94 cm

Type of architrave

Side A

Side B

New to match existing

New to match existing

Width

Height

GENERAL COMMENTS

New blocks added on all architraves

For ironmongery finishes, please refer to Belg-JLD-Ironmongery room by room schedule

Key types security system to be confirmed by client or architect

All doors opening above carpet should be trimmed by approx 2cm (precise dimension to be confirmed before manufacture)

All mechanism and their proper functionality are to be ensured by GC.

Project
10 BELGRAVE SQUARE
LONDON UK

2021-7-8

DOOR SCHEDULE

Print on A1

SCALE: 1 / 10

DLG-28A

DRAWINGS GIVEN AS DESIGN INTENT ONLY, THEY CAN NOT BE CONSIDERED AS CONSTRUCTION DRAWINGS

DIMENSIONS IN THIS DRAWING ARE NOTIONAL ONLY. ALL DIMENSIONS TO BE CHECKED ON SITE. FULL SITE DIMENSIONS TO BE TAKEN BY MANUFACTURER PRIOR TO PRODUCTION OF SHOP DRAWINGS. ALL SITE DIMENSIONS TO BE VERIFIED BY CONTRACTOR. FULL JOINERY SHOP DRAWINGS TO BE PROVIDED BY MANUFACTURER FOR C.A APPROVAL. ALL SANITARY ACCESSORIES TO BE SET OUT ON SITE. ALL STONE JUNCTION CORNERS ASSUME MITERED. CONTRACTOR TO SUBMIT SHOP DRAWINGS OF STONE/TILES CUTS FOR APPROVAL. ALL EXPOSED STONE EDGES TO BE POLISHED. FOR FITTING AN FIXTURES REFER TO SANITARYWARE SCHEDULE/NBS.

REVISION 03

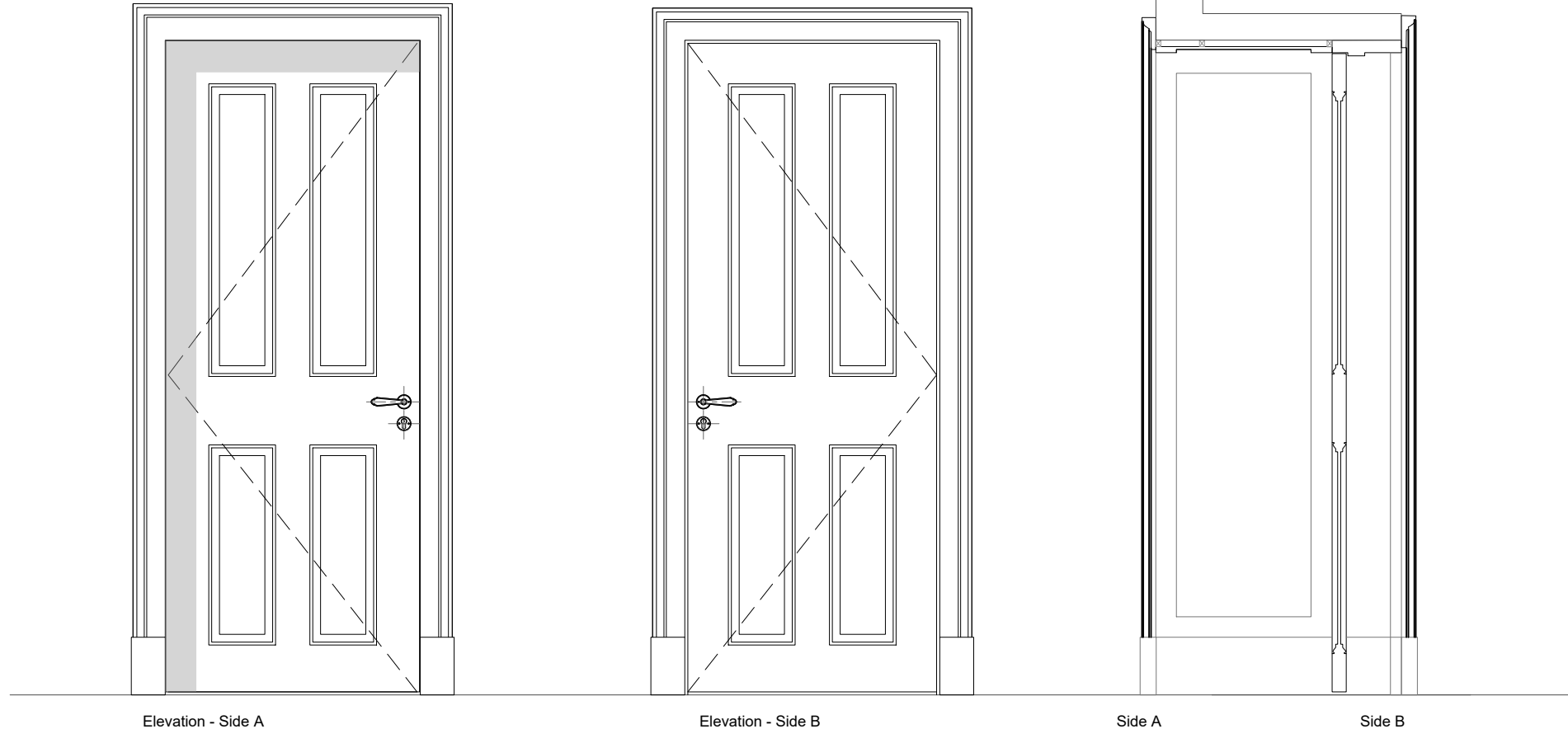
THESE DRAWINGS ARE FOR AESTHETIC DESIGN INFORMATION PURPOSES ONLY & DO NOT CONTAIN ANY INFORMATION FOR CONSTRUCTION, PERMITS OR COMPLIANCE TO BUILDING REGULATIONS. REFER TO DRAWINGS OF EXECUTIVE ARCHITECT OR DESIGN & BUILD CONTRACTOR FOR ALL INFORMATION.

DO NOT SCALE OFF THIS DRAWING. USE FIGURES DIMENSIONS ONLY OR CONSULT THE ARCHITECT. ARCHITECT TO BE INFORMED OF ANY VARIATIONS THAT MAY OCCUR BEFORE COMMENCEMENT OF WORK.



JEAN-LOUIS DENIOT

Architecture - Interior Design - Furnishing
39 rue de Verneuil 75007 Paris
Tel: +33 1 45 44 04 65 - contact@deniot.com

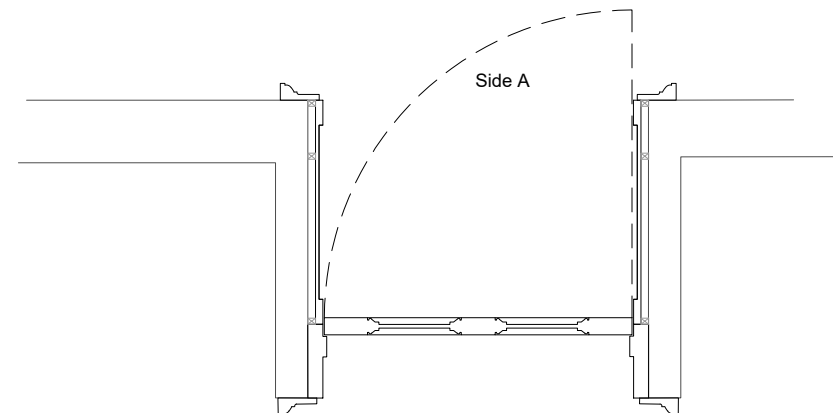


Elevation - Side A

Elevation - Side B

Side A

Side B



Side A

Side B

0 0.5m 1m 2m

Full shop drawings to be provided by Contractors. Interior designer's approval is required before manufacture and construction for aesthetics purposes.

FDLG-29A

New

Location

LOWER GROUND FLOOR

Sides

A	B
Plant room	Wc

Opening type and system (TBC by supplier)

Jib door side A
Double doors

Type of setting

Standard

Lockable

Technical door lock

Handle mounting height

90 cm

Type of architrave

Side A

Side B

Part of joinery

New
Part of joinery

Width

Height

GENERAL COMMENTS

New blocks added on all architraves

For ironmongery finishes, please refer to Belg-JLD-Ironmongery room by room schedule

Key types security system to be confirmed by client or architect

All doors opening above carpet should be trimmed by approx 2cm (precise dimension to be confirmed before manufacture)

All mechanism and their proper functionality are to be ensured by GC.

Project
10 BELGRAVE SQUARE
LONDON UK

2021-7-8

DOOR SCHEDULE

Print
on A1

SCALE: 1 / 10

FDLG-29A

DRAWINGS GIVEN AS DESIGN INTENT ONLY, THEY CAN NOT BE CONSIDERED AS CONSTRUCTION DRAWINGS

DIMENSIONS IN THIS DRAWING ARE NOTIONAL ONLY. ALL DIMENSIONS TO BE CHECKED ON SITE.
FULL SITE DIMENSIONS TO BE TAKEN BY MANUFACTURER PRIOR TO PRODUCTION OF SHOP DRAWINGS.
ALL SITE DIMENSIONS TO BE VERIFIED BY CONTRACTOR. FULL JOINERY SHOP DRAWINGS TO BE PROVIDED BY MANUFACTURER FOR C.A APPROVAL.
ALL SANITARY ACCESSORIES TO BE SET OUT ON SITE. ALL STONE JUNCTION CORNERS ASSUME MITERED. CONTRACTOR TO SUBMIT SHOP DRAWINGS OF STONE/TILES CUTS FOR APPROVAL
ALL EXPOSED STONE EDGES TO BE POLISHED.
FOR FITTING AN FIXTURES REFER TO SANITARYWARE SCHEDULE/NBS.

REVISION 03

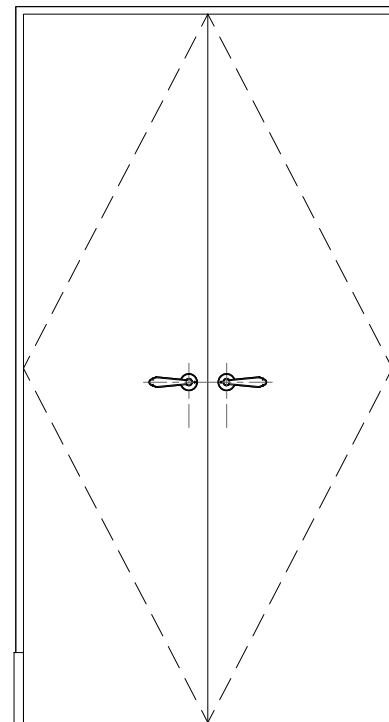
THESE DRAWINGS ARE FOR AESTHETIC DESIGN INFORMATION PURPOSES ONLY & DO NOT CONTAIN ANY INFORMATION FOR CONSTRUCTION, PERMITS OR COMPLIANCE TO BUILDING REGULATIONS. REFER TO DRAWINGS OF EXECUTIVE ARCHITECT OR DESIGN & BUILD CONTRACTOR FOR ALL INFORMATION.

DO NOT SCALE OFF THIS DRAWING. USE FIGURES DIMENSIONS ONLY OR CONSULT THE ARCHITECT. ARCHITECT TO BE INFORMED OF ANY VARIATIONS THAT MAY OCCUR BEFORE COMMENCEMENT OF WORK.

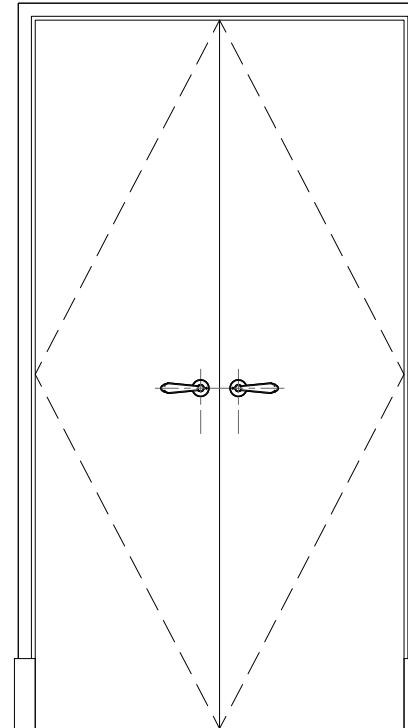


JEAN-LOUIS DENIOT

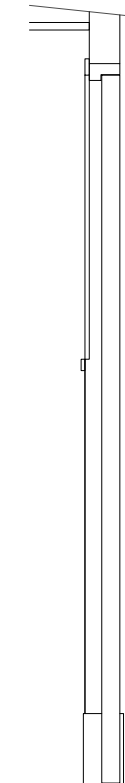
Architecture - Interior Design - Furnishing
39 rue de Verneuil 75007 Paris
Tel: +33 1 45 44 04 65 - contact@deniot.com



Elevation - Side A

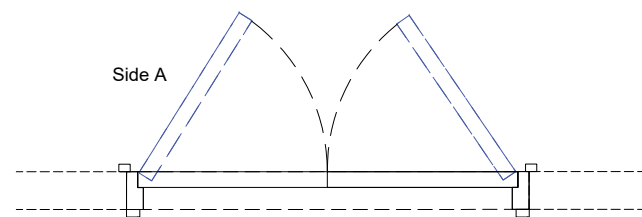


Elevation - Side B



Side B

Side A



Side A

Side B

0 0.5m 1m 2m

Full shop drawings to be provided by Contractors. Interior designer's approval is required before manufacture and construction for aesthetics purposes.

DGF-01A

Existing door

Location

GROUND FLOOR

Sides

A B
Entrance Lobby External main entrance

Opening type and system (TBC by supplier)

Type of setting

Um

Lockable

Security type 3 locks door BANHAM

Handle mounting height

-

Type of architrave

Side A

Side B

New
code - xxx

Existing

Width

Height

GENERAL COMMENTS

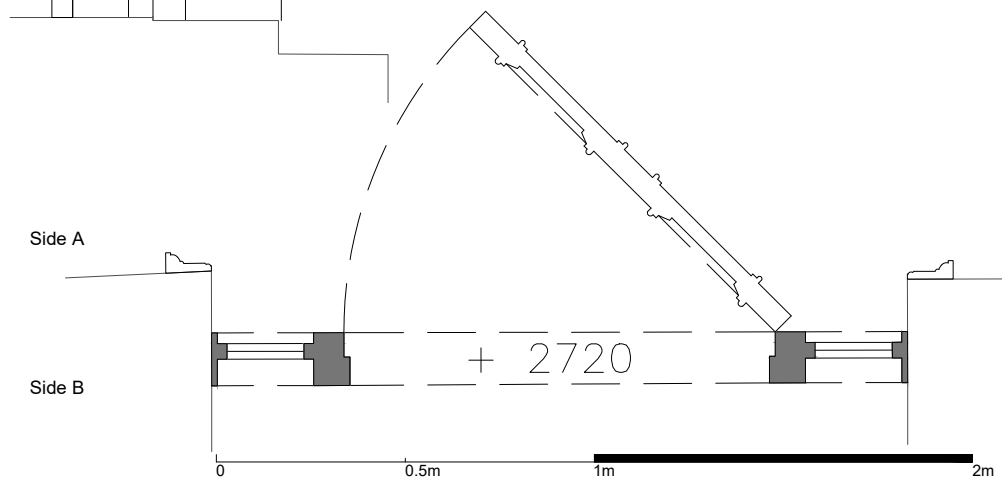
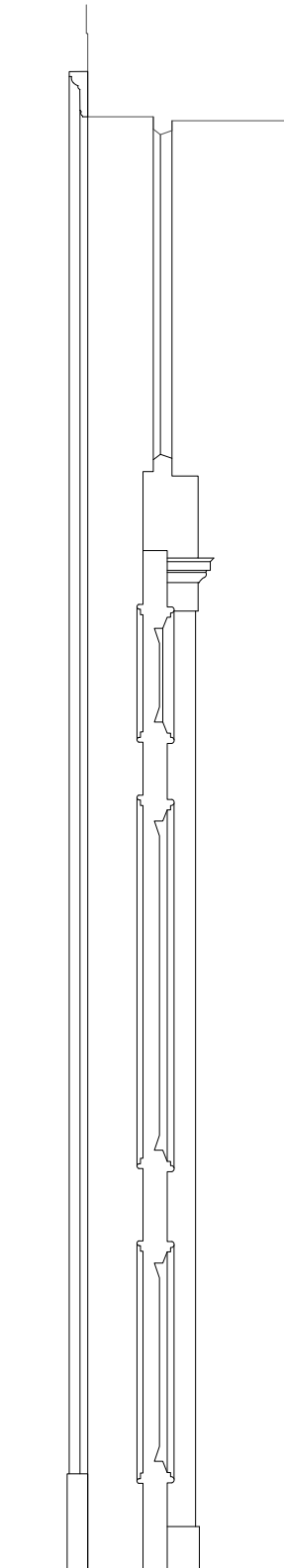

New blocks added on all architraves

For ironmongery finishes, please refer to Belg-JLD-Ironmongery room by room schedule

Key types security system to be confirmed by client or architect

All doors opening above carpet should be trimmed by approx 2cm (precise dimension to be confirmed before manufacture)

All mechanism and their proper functionality are to be ensured by GC.



Project
10 BELGRAVE SQUARE
LONDON UK

2021-7-8

DOOR SCHEDULE

Print
on A1

SCALE: 1 / 10

DGF-01A

DRAWINGS GIVEN AS DESIGN INTENT ONLY, THEY CAN NOT BE CONSIDERED AS CONSTRUCTION DRAWINGS

DIMENSIONS IN THIS DRAWING ARE NOTIONAL ONLY. ALL DIMENSIONS TO BE CHECKED ON SITE. FULL SITE DIMENSIONS TO BE TAKEN BY MANUFACTURER PRIOR TO PRODUCTION OF SHOP DRAWINGS. ALL SITE DIMENSIONS TO BE VERIFIED BY CONTRACTOR. FULL JOINERY SHOP DRAWINGS TO BE PROVIDED BY MANUFACTURER FOR C.A APPROVAL. ALL SANITARY ACCESSORIES TO BE SET OUT ON SITE. ALL STONE JUNCTION CORNERS ASSUME MITERED. CONTRACTOR TO SUBMIT SHOP DRAWINGS OF STONE/TILES CUTS FOR APPROVAL. ALL EXPOSED STONE EDGES TO BE POLISHED. FOR FITTING AN FIXTURES REFER TO SANITARYWARE SCHEDULE/NBS.

REVISION 03

THESE DRAWINGS ARE FOR AESTHETIC DESIGN INFORMATION PURPOSES ONLY & DO NOT CONTAIN ANY INFORMATION FOR CONSTRUCTION, PERMITS OR COMPLIANCE TO BUILDING REGULATIONS. REFER TO DRAWINGS OF EXECUTIVE ARCHITECT OR DESIGN & BUILD CONTRACTOR FOR ALL INFORMATION.

DO NOT SCALE OFF THIS DRAWING. USE FIGURES DIMENSIONS ONLY OR CONSULT THE ARCHITECT. ARCHITECT TO BE INFORMED OF ANY VARIATIONS THAT MAY OCCUR BEFORE COMMENCEMENT OF WORK.



JEAN-LOUIS DENIOT

Architecture - Interior Design - Furnishing
39 rue de Verneuil 75007 Paris
Tel: +33 1 45 44 04 65 - contact@deniot.com

Full shop drawings to be provided by Contractors. Interior designer's approval is required before manufacture and construction for aesthetics purposes.

DGF-01B

New to match existing

Location

GROUND FLOOR

Sides

A Entrance Lobby B Main Hall

Opening type and system (TBC by supplier)

DOUBLE DOOR
(1 SEMI-FIXED PANEL 1 MOVABLE)
Openable 180°

Type of setting

Spécial 180°

Lockable

NO

Handle mounting height

94 cm

Type of architrave

Side A	Side B
Existing	Existing

Width	Height

GENERAL COMMENTS

New blocks added on all architraves

For ironmongery finishes, please refer to Belg-JLD-Ironmongery room by room schedule

Key types security system to be confirmed by client or architect

All doors opening above carpet should be trimmed by approx 2cm (precise dimension to be confirmed before manufacture)

All mechanism and their proper functionality are to be ensured by GC.



Metal panels added on both side please refer to JLD room by room drawing package

Project
10 BELGRAVE SQUARE
LONDON UK

2021-7-8

DOOR SCHEDULE

Print on A1

SCALE: 1 / 10

DGF-01B



FLUSH BOLT

DRAWINGS GIVEN AS DESIGN INTENT ONLY, THEY CAN NOT BE CONSIDERED AS CONSTRUCTION DRAWINGS

DIMENSIONS IN THIS DRAWING ARE NOTIONAL ONLY. ALL DIMENSIONS TO BE CHECKED ON SITE. FULL SITE DIMENSIONS TO BE TAKEN BY MANUFACTURER PRIOR TO PRODUCTION OF SHOP DRAWINGS. ALL SITE DIMENSIONS TO BE VERIFIED BY CONTRACTOR. FULL JOINERY SHOP DRAWINGS TO BE PROVIDED BY MANUFACTURER FOR C.A APPROVAL. ALL SANITARY ACCESSORIES TO BE SET OUT ON SITE. ALL STONE JUNCTION CORNERS ASSUME MITERED. CONTRACTOR TO SUBMIT SHOP DRAWINGS OF STONE/ TILES CUTS FOR APPROVAL. ALL EXPOSED STONE EDGES TO BE POLISHED. FOR FITTING AN FIXTURES REFER TO SANITARYWARE SCHEDULE/NBS.

REVISION 03

THESE DRAWINGS ARE FOR AESTHETIC DESIGN INFORMATION PURPOSES ONLY & DO NOT CONTAIN ANY INFORMATION FOR CONSTRUCTION, PERMITS OR COMPLIANCE TO BUILDING REGULATIONS. REFER TO DRAWINGS OF EXECUTIVE ARCHITECT OR DESIGN & BUILD CONTRACTOR FOR ALL INFORMATION.

DO NOT SCALE OFF THIS DRAWING. USE FIGURES DIMENSIONS ONLY OR CONSULT THE ARCHITECT. ARCHITECT TO BE INFORMED OF ANY VARIATIONS THAT MAY OCCUR BEFORE COMMENCEMENT OF WORK.



JEAN-LOUIS DENIOT

Architecture - Interior Design - Furnishing
39 rue de Verneuil 75007 Paris
Tel: +33 1 45 44 04 65 - contact@deniot.com

Full shop drawings to be provided by Contractors. Interior designer's approval is required before manufacture and construction for aesthetics purposes.

FDGF-02A

New

Location

GROUND FLOOR

Sides

A Main Hall B Riser

Opening type and system (TBC by supplier)

Single leaf
Technical door
movable button

Type of setting

Concealed

Lockable

Technical door lock

Handle mounting height

94 cm

Type of architrave

Side A

Side B

New Code xxx

New Code xxx

Width

Height

GENERAL COMMENTS

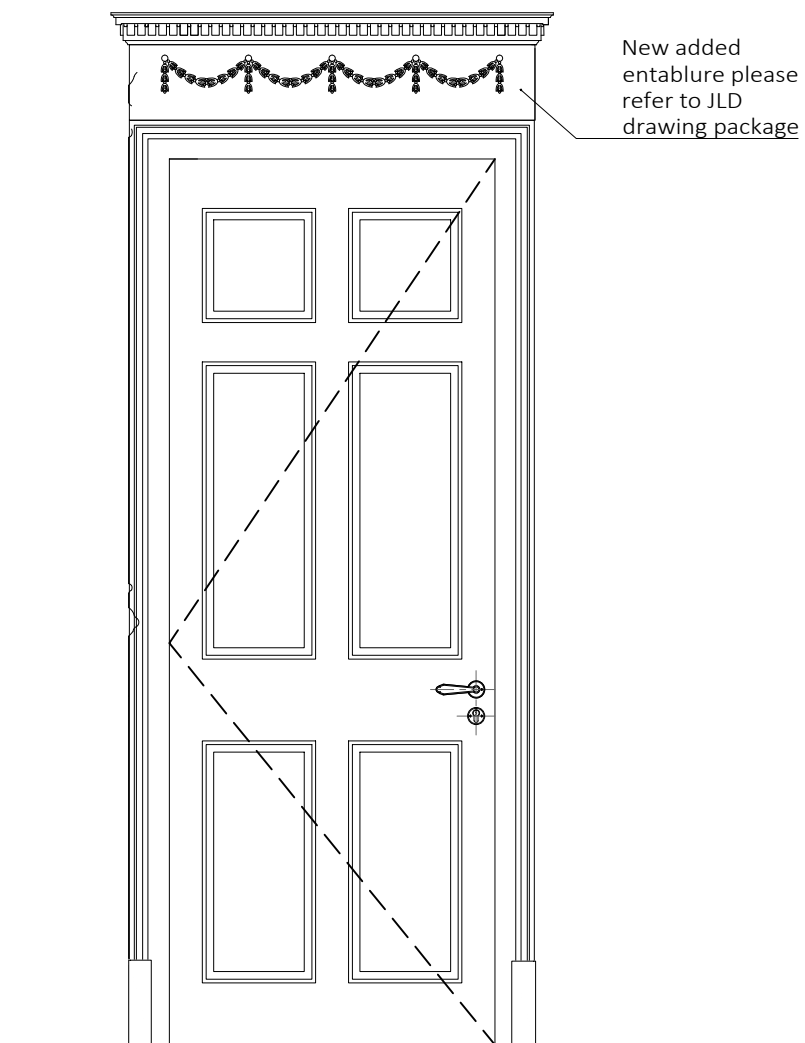
New blocks added on all architraves

For ironmongery finishes, please refer to Belg-JLD-Ironmongery room by room schedule

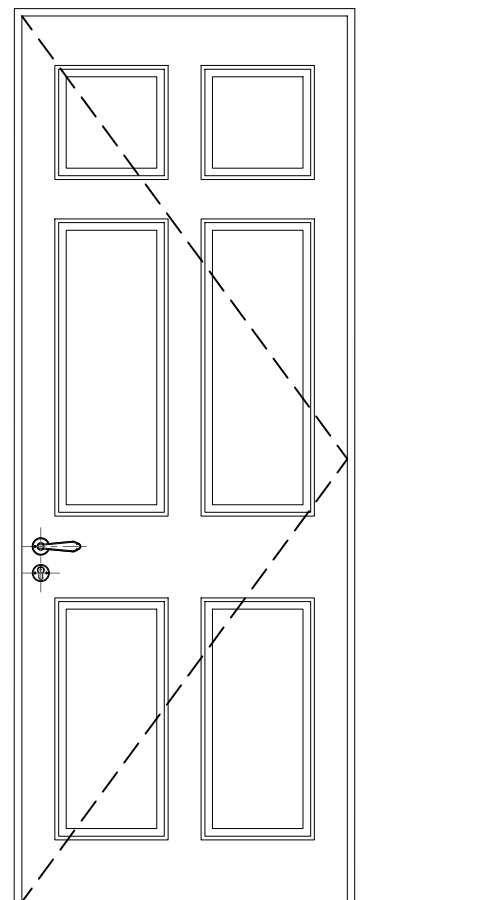
Key types security system to be confirmed by client or architect

All doors opening above carpet should be trimmed by approx 2cm (precise dimension to be confirmed before manufacture)

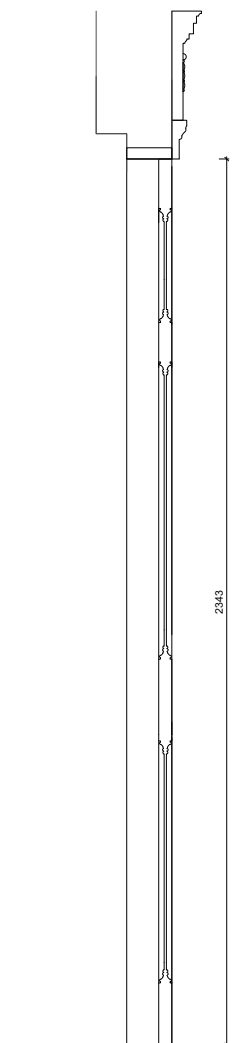
All mechanism and their proper functionality are to be ensured by GC.



Elevation Side A

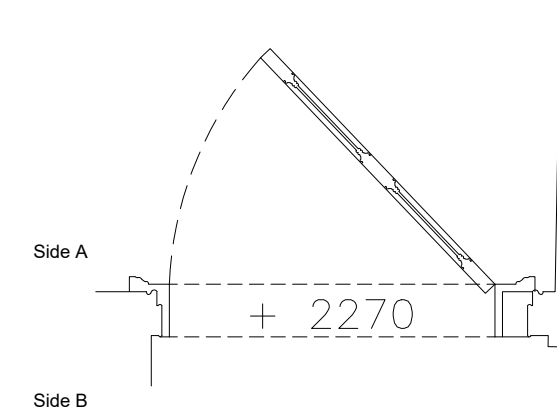


Elevation Side B



Side B

Side A



Side A

Side B

Project
10 BELGRAVE SQUARE
LONDON UK

2021-7-8

DOOR SCHEDULE

Print on A1

SCALE: 1 / 10

FDGF-02A



TECHNICAL DOOR LOCK

DRAWINGS GIVEN AS DESIGN INTENT ONLY, THEY CAN NOT BE CONSIDERED AS CONSTRUCTION DRAWINGS

DIMENSIONS IN THIS DRAWING ARE NOTIONAL ONLY. ALL DIMENSIONS TO BE CHECKED ON SITE. FULL SITE DIMENSIONS TO BE TAKEN BY MANUFACTURER PRIOR TO PRODUCTION OF SHOP DRAWINGS. ALL SITE DIMENSIONS TO BE VERIFIED BY CONTRACTOR. FULL JOINERY SHOP DRAWINGS TO BE PROVIDED BY MANUFACTURER FOR C.A APPROVAL. ALL SANITARY ACCESSORIES TO BE SET OUT ON SITE. ALL STONE JUNCTION CORNERS ASSUME MITERED. CONTRACTOR TO SUBMIT SHOP DRAWINGS OF STONE/TILES CUTS FOR APPROVAL. ALL EXPOSED STONE EDGES TO BE POLISHED. FOR FITTING AN FIXTURES REFER TO SANITARYWARE SCHEDULE/NBS.

REVISION 03

THESE DRAWINGS ARE FOR AESTHETIC DESIGN INFORMATION PURPOSES ONLY & DO NOT CONTAIN ANY INFORMATION FOR CONSTRUCTION, PERMITS OR COMPLIANCE TO BUILDING REGULATIONS. REFER TO DRAWINGS OF EXECUTIVE ARCHITECT OR DESIGN & BUILD CONTRACTOR FOR ALL INFORMATION.

DO NOT SCALE OFF THIS DRAWING. USE FIGURES DIMENSIONS ONLY OR CONSULT THE ARCHITECT. ARCHITECT TO BE INFORMED OF ANY VARIATIONS THAT MAY OCCUR BEFORE COMMENCEMENT OF WORK.



JEAN-LOUIS DENIOT

Architecture - Interior Design - Furnishing
39 rue de Verneuil 75007 Paris
Tel: +33 1 45 44 04 65 - contact@deniot.com



Full shop drawings to be provided by Contractors. Interior designer's approval is required before manufacture and construction for aesthetics purposes.

DGF-03A

New - New mirror panelled

Location

GROUND FLOOR

Sides

A Reception Drawing B Study

Opening type and system (TBC by supplier)

Double door
(1 semi fixe/ 1 openable)
Flush bolt
half lever set

Type of setting

Urn

Lockable

YES_Key entrance

Handle mounting height

94 cm

Type of architrave

Side A

Side B

Existing

New
+ added entablures part
of joinery

Width

Height

GENERAL COMMENTS

New blocks added on all architraves

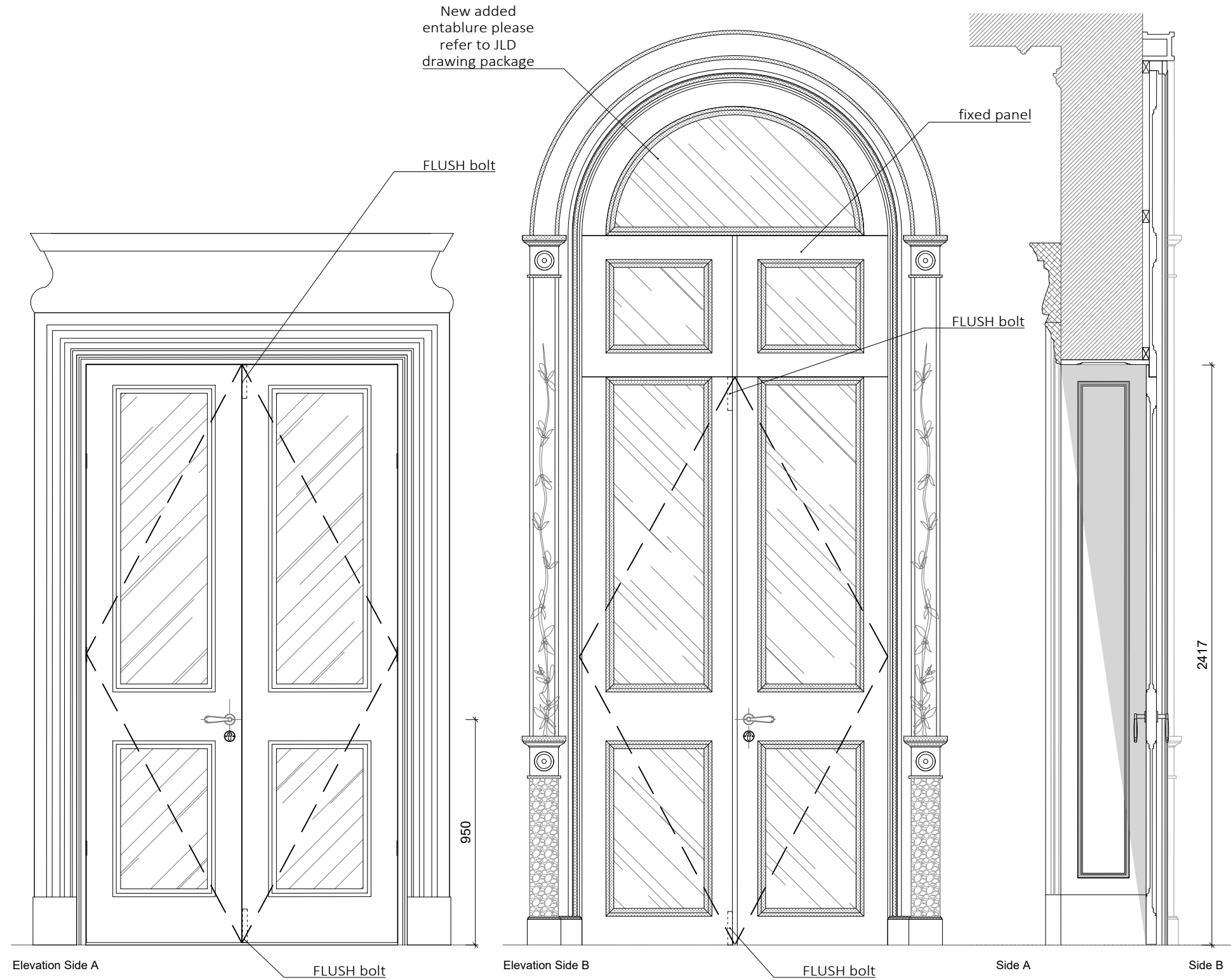
For ironmongery finishes, please refer to Belg-JLD-Ironmongery room by room schedule

Key types security system to be confirmed by client or architect

All doors opening above carpet should be trimmed by approx 2cm (precise dimension to be confirmed before manufacture)

All mechanism and their proper functionality are to be ensured by GC.

New added entablure please refer to JLD drawing package



Elevation Side A

FLUSH bolt

Elevation Side B

FLUSH bolt

Side A

Side B

Side A

Side B

0 0.5m 1m 2m

Project
10 BELGRAVE SQUARE
LONDON UK

2021-7-8

DOOR SCHEDULE

Print on A1

SCALE: 1 / 10

DGF-03A

FLUSH BOLT

FLUSH BOLT

DRAWINGS GIVEN AS DESIGN INTENT ONLY, THEY CAN NOT BE CONSIDERED AS CONSTRUCTION DRAWINGS

DIMENSIONS IN THIS DRAWING ARE NOTIONAL ONLY. ALL DIMENSIONS TO BE CHECKED ON SITE. FULL SITE DIMENSIONS TO BE TAKEN BY MANUFACTURER PRIOR TO PRODUCTION OF SHOP DRAWINGS. ALL SITE DIMENSIONS TO BE VERIFIED BY CONTRACTOR. FULL JOINERY SHOP DRAWINGS TO BE PROVIDED BY MANUFACTURER FOR C.A APPROVAL. ALL SANITARY ACCESSORIES TO BE SET OUT ON SITE. ALL STONE JUNCTION CORNERS ASSUME MITERED. CONTRACTOR TO SUBMIT SHOP DRAWINGS OF STONE/TILES CUTS FOR APPROVAL. ALL EXPOSED STONE EDGES TO BE POLISHED. FOR FITTING AN FIXTURES REFER TO SANITARYWARE SCHEDULE/NBS.

REVISION 03

THESE DRAWINGS ARE FOR AESTHETIC DESIGN INFORMATION PURPOSES ONLY & DO NOT CONTAIN ANY INFORMATION FOR CONSTRUCTION, PERMITS OR COMPLIANCE TO BUILDING REGULATIONS. REFER TO DRAWINGS OF EXECUTIVE ARCHITECT OR DESIGN & BUILD CONTRACTOR FOR ALL INFORMATION.

DO NOT SCALE OFF THIS DRAWING. USE FIGURES DIMENSIONS ONLY OR CONSULT THE ARCHITECT. ARCHITECT TO BE INFORMED OF ANY VARIATIONS THAT MAY OCCUR BEFORE COMMENCEMENT OF WORK.



JEAN-LOUIS DENIOT

Architecture - Interior Design - Furnishing
39 rue de Verneuil 75007 Paris
Tel: +33 1 45 44 04 65 - contact@deniot.com

Full shop drawings to be provided by Contractors. Interior designer's approval is required before manufacture and construction for aesthetics purposes.

FDGF-03B

New - 6 Panelled

Location

GROUND FLOOR

Sides

A

B

Reception Drawing

Main Hall

Opening type and system (TBC by supplier)

Single leaf

Type of setting

Urn

Lockable

NO

Handle mounting height

94 cm

Type of architrave

Side A

Side B

Existing

New
+ added entablures

Width

Height

GENERAL COMMENTS

New blocks added on all architraves

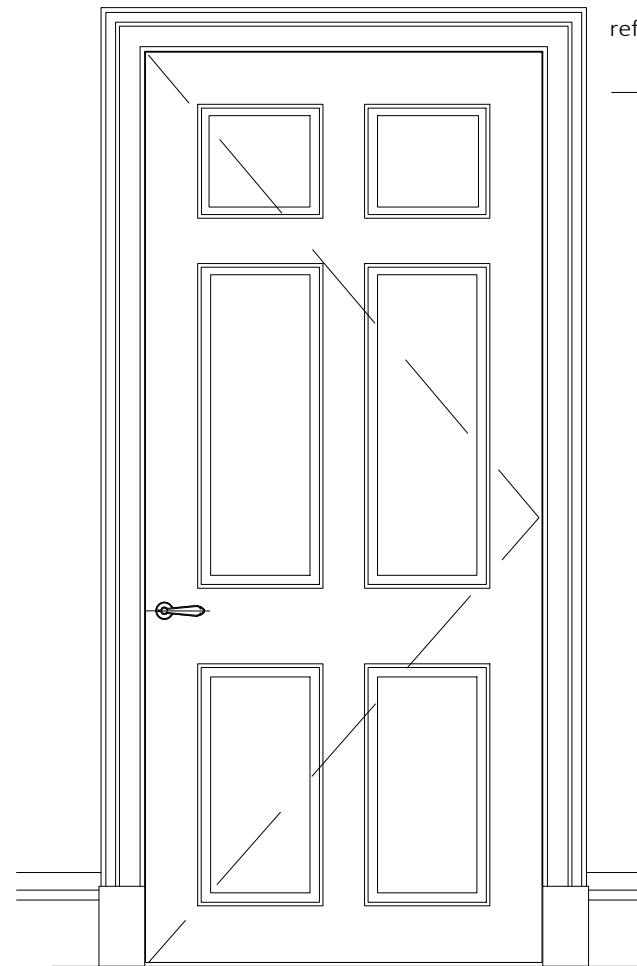
For ironmongery finishes, please refer to Belg-JLD-Ironmongery room by room schedule

Key types security system to be confirmed by client or architect

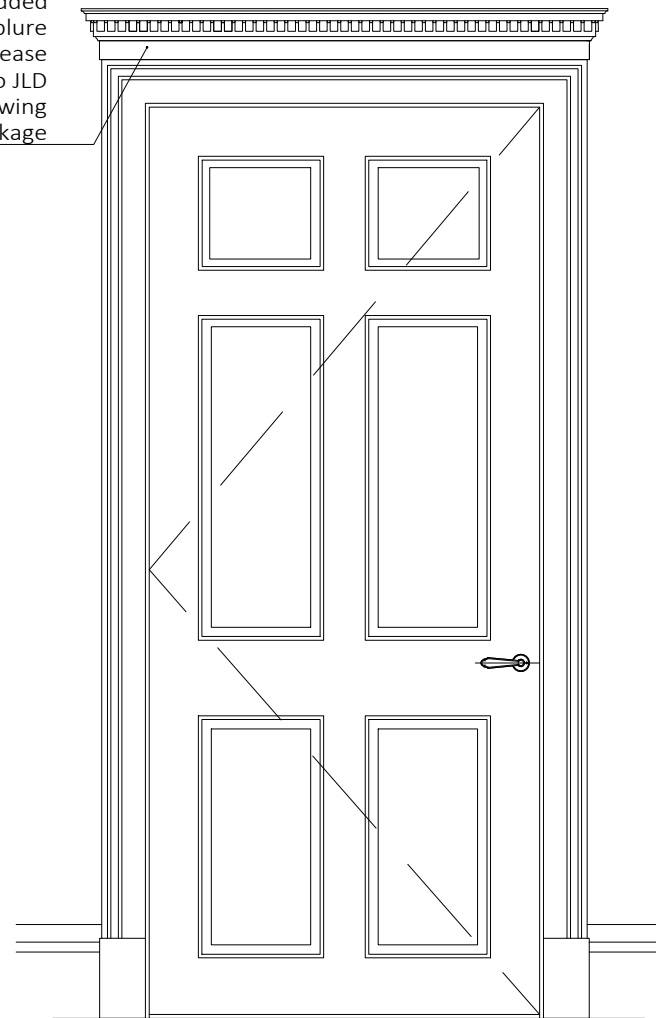
All doors opening above carpet should be trimmed by approx 2cm (precise dimension to be confirmed before manufacture)

All mechanism and their proper functionality are to be ensured by GC.

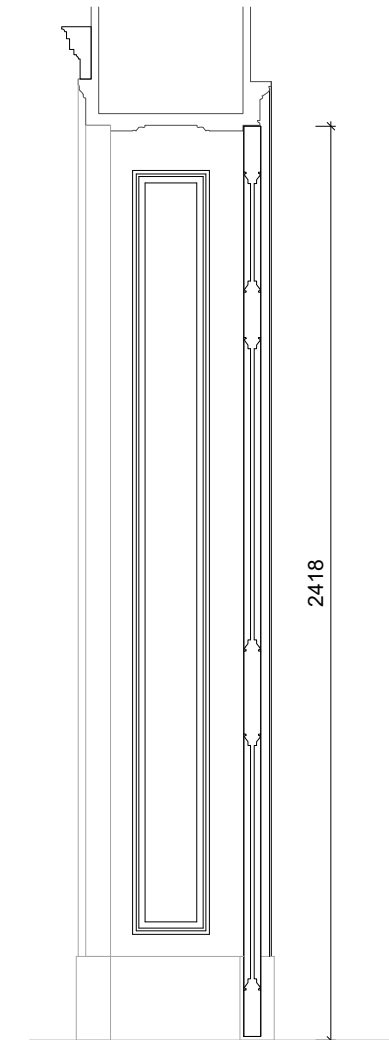
New added entablure please refer to JLD drawing package



Elevation - Side A

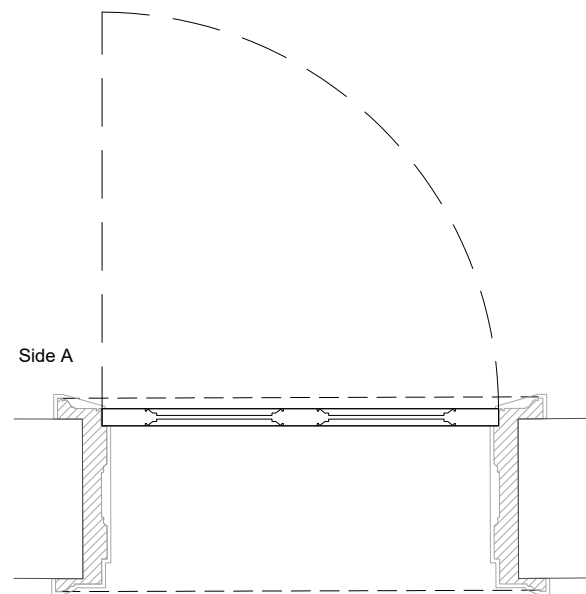


Elevation - Side B



Side B

Side A



Side A

Side B

Project
10 BELGRAVE SQUARE
LONDON UK

2021-7-8

DOOR SCHEDULE

Print on A1

SCALE: 1 / 10

FDGF-03B

DRAWINGS GIVEN AS DESIGN INTENT ONLY, THEY CAN NOT BE CONSIDERED AS CONSTRUCTION DRAWINGS

DIMENSIONS IN THIS DRAWING ARE NOTIONAL ONLY. ALL DIMENSIONS TO BE CHECKED ON SITE. FULL SITE DIMENSIONS TO BE TAKEN BY MANUFACTURER PRIOR TO PRODUCTION OF SHOP DRAWINGS. ALL SITE DIMENSIONS TO BE VERIFIED BY CONTRACTOR. FULL JOINERY SHOP DRAWINGS TO BE PROVIDED BY MANUFACTURER FOR C.A APPROVAL. ALL SANITARY ACCESSORIES TO BE SET OUT ON SITE. ALL STONE JUNCTION CORNERS ASSUME MITERED. CONTRACTOR TO SUBMIT SHOP DRAWINGS OF STONE/TILES CUTS FOR APPROVAL. ALL EXPOSED STONE EDGES TO BE POLISHED. FOR FITTING AN FIXTURES REFER TO SANITARYWARE SCHEDULE/NBS.

REVISION 03

THESE DRAWINGS ARE FOR AESTHETIC DESIGN INFORMATION PURPOSES ONLY & DO NOT CONTAIN ANY INFORMATION FOR CONSTRUCTION, PERMITS OR COMPLIANCE TO BUILDING REGULATIONS. REFER TO DRAWINGS OF EXECUTIVE ARCHITECT OR DESIGN & BUILD CONTRACTOR FOR ALL INFORMATION.

DO NOT SCALE OFF THIS DRAWING. USE FIGURES DIMENSIONS ONLY OR CONSULT THE ARCHITECT. ARCHITECT TO BE INFORMED OF ANY VARIATIONS THAT MAY OCCUR BEFORE COMMENCEMENT OF WORK.



JEAN-LOUIS DENIOT

Architecture - Interior Design - Furnishing
39 rue de Verneuil 75007 Paris
Tel: +33 1 45 44 04 65 - contact@deniot.com

0 0.5m 1m 2m

Full shop drawings to be provided by Contractors. Interior designer's approval is required before manufacture and construction for aesthetics purposes.

FDGF-03C

New - 6 Panelled

Location

GROUND FLOOR

Sides

A

B

Reception Drawing

Main Hall

Opening type and system (TBC by supplier)

Single leaf

Type of setting

Urn

Lockable

NO

Handle mounting height

95 cm

Type of architrave

Side A

Side B

Existing

New
+ added entablures

Width

Height

GENERAL COMMENTS

New blocks added on all architraves

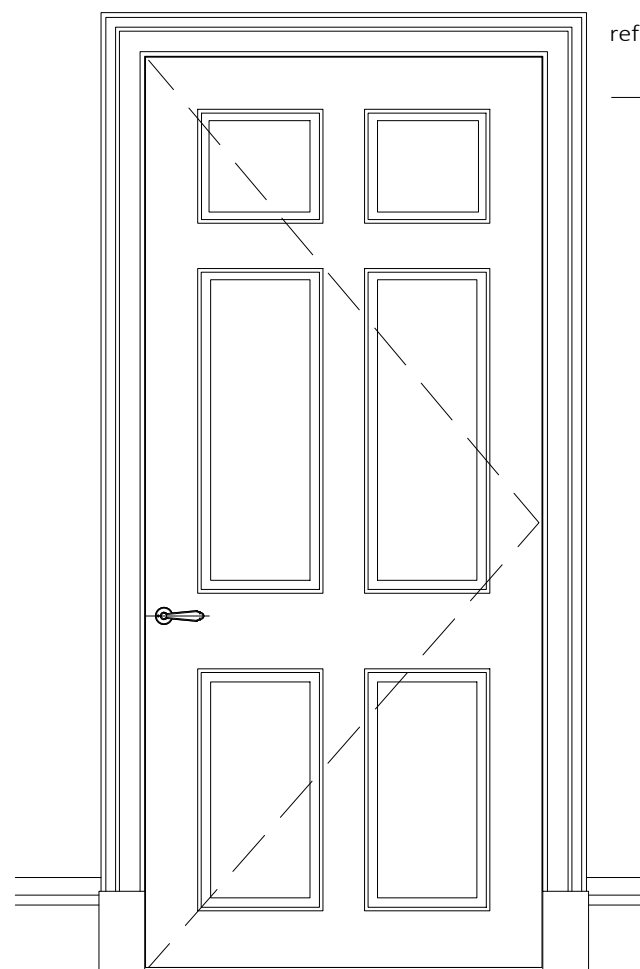
For ironmongery finishes, please refer to Belg-JLD-Ironmongery room by room schedule

Key types security system to be confirmed by client or architect

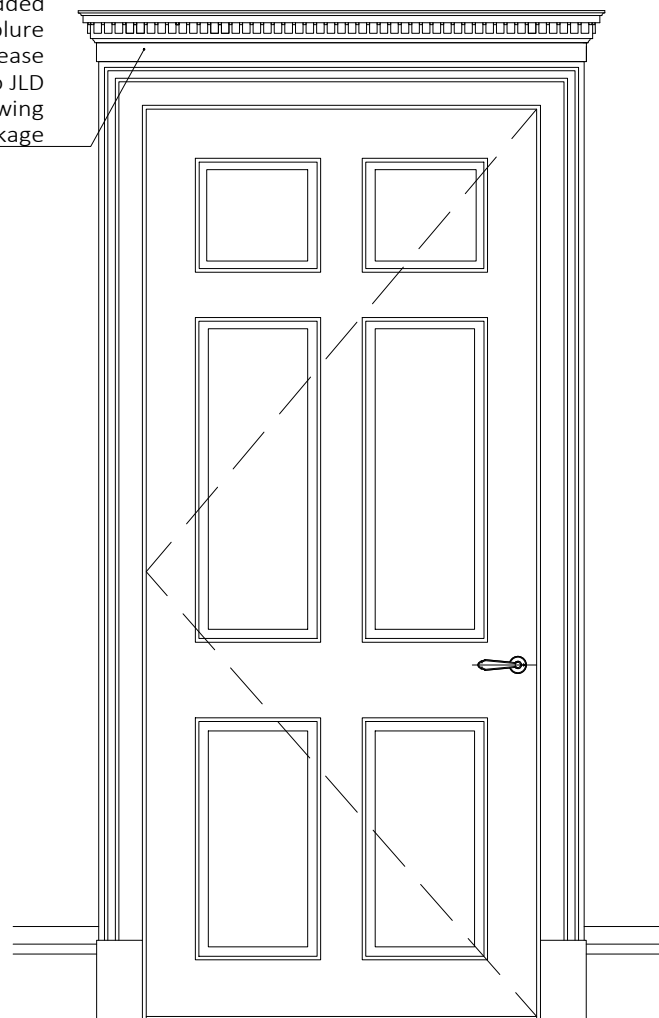
All doors opening above carpet should be trimmed by approx 2cm (precise dimension to be confirmed before manufacture)

All mechanism and their proper functionality are to be ensured by GC.

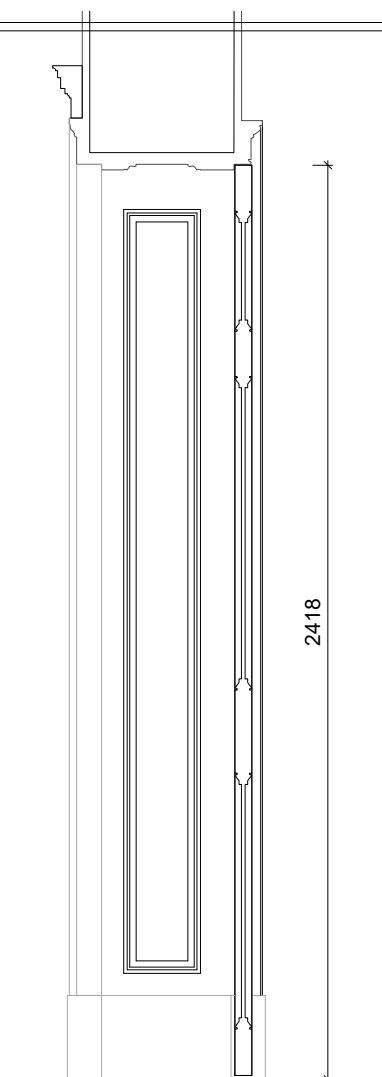
New added entablure please refer to JLD drawing package



Elevation - Side A

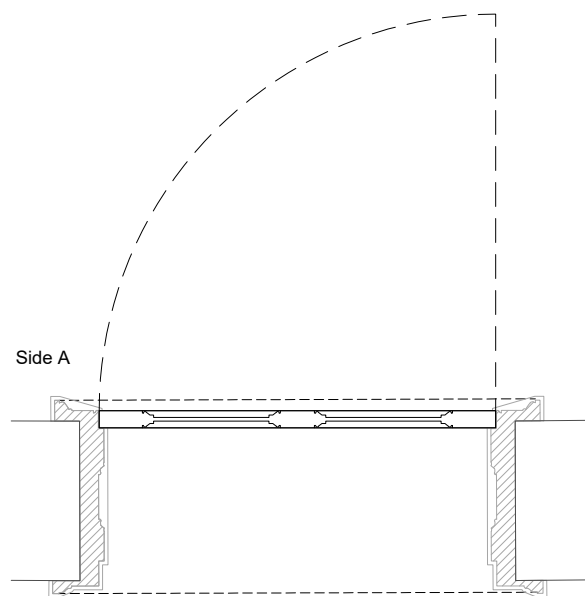


Elevation - Side B



Side B

Side A



Side A

Side B

Project
10 BELGRAVE SQUARE
LONDON UK

2021-7-8

DOOR SCHEDULE

Print on A1

SCALE: 1 / 10

FDGF-03C

Full shop drawings to be provided by Contractors. Interior designer's approval is required before manufacture and construction for aesthetics purposes.

DRAWINGS GIVEN AS DESIGN INTENT ONLY, THEY CAN NOT BE CONSIDERED AS CONSTRUCTION DRAWINGS

DIMENSIONS IN THIS DRAWING ARE NOTIONAL ONLY. ALL DIMENSIONS TO BE CHECKED ON SITE. FULL SITE DIMENSIONS TO BE TAKEN BY MANUFACTURER PRIOR TO PRODUCTION OF SHOP DRAWINGS. ALL SITE DIMENSIONS TO BE VERIFIED BY CONTRACTOR. FULL JOINERY SHOP DRAWINGS TO BE PROVIDED BY MANUFACTURER FOR C.A APPROVAL. ALL SANITARY ACCESSORIES TO BE SET OUT ON SITE. ALL STONE JUNCTION CORNERS ASSUME MITERED. CONTRACTOR TO SUBMIT SHOP DRAWINGS OF STONE/TILES CUTS FOR APPROVAL. ALL EXPOSED STONE EDGES TO BE POLISHED. FOR FITTING AN FIXTURES REFER TO SANITARYWARE SCHEDULE/NBS.

REVISION 03

THESE DRAWINGS ARE FOR AESTHETIC DESIGN INFORMATION PURPOSES ONLY & DO NOT CONTAIN ANY INFORMATION FOR CONSTRUCTION, PERMITS OR COMPLIANCE TO BUILDING REGULATIONS. REFER TO DRAWINGS OF EXECUTIVE ARCHITECT OR DESIGN & BUILD CONTRACTOR FOR ALL INFORMATION.

DO NOT SCALE OFF THIS DRAWING. USE FIGURES DIMENSIONS ONLY OR CONSULT THE ARCHITECT. ARCHITECT TO BE INFORMED OF ANY VARIATIONS THAT MAY OCCUR BEFORE COMMENCEMENT OF WORK.



JEAN-LOUIS DENIOT

Architecture - Interior Design - Furnishing
39 rue de Verneuil 75007 Paris
Tel: +33 1 45 44 04 65 - contact@deniot.com

0 0.5m 1m 2m

DGF-03D

Existing

Location

GROUND FLOOR

Sides

A

B

Reception Drawing

Courtyard

Opening type and system (TBC by supplier)

Double door external door
Exiting internal shutters to remain
Flush bolt

Type of setting

As existing

Lockable

YES_Key entrance

Handle mounting height

Type of architrave

Side A

Side B

Existing reused

N/A

Width

Height

GENERAL COMMENTS

New blocks added on all architraves

For ironmongery finishes, please refer to Belg-JLD-Ironmongery room by room schedule

Key types security system to be confirmed by client or architect

All doors opening above carpet should be trimmed by approx 2cm (precise dimension to be confirmed before manufacture)

All mechanism and their proper functionality are to be ensured by GC.

Project
10 BELGRAVE SQUARE
LONDON UK

2021-7-8

DOOR SCHEDULE

Print on A1

SCALE: 1 / 10

DGF-03D

DRAWINGS GIVEN AS DESIGN INTENT ONLY, THEY CAN NOT BE CONSIDERED AS CONSTRUCTION DRAWINGS

DIMENSIONS IN THIS DRAWING ARE NOTIONAL ONLY. ALL DIMENSIONS TO BE CHECKED ON SITE. FULL SITE DIMENSIONS TO BE TAKEN BY MANUFACTURER PRIOR TO PRODUCTION OF SHOP DRAWINGS. ALL SITE DIMENSIONS TO BE VERIFIED BY CONTRACTOR. FULL JOINERY SHOP DRAWINGS TO BE PROVIDED BY MANUFACTURER FOR C.A APPROVAL. ALL SANITARY ACCESSORIES TO BE SET OUT ON SITE. ALL STONE JUNCTION CORNERS ASSUME MITERED. CONTRACTOR TO SUBMIT SHOP DRAWINGS OF STONE/TILES CUTS FOR APPROVAL. ALL EXPOSED STONE EDGES TO BE POLISHED. FOR FITTING AN FIXTURES REFER TO SANITARYWARE SCHEDULE/NBS.

REVISION 03

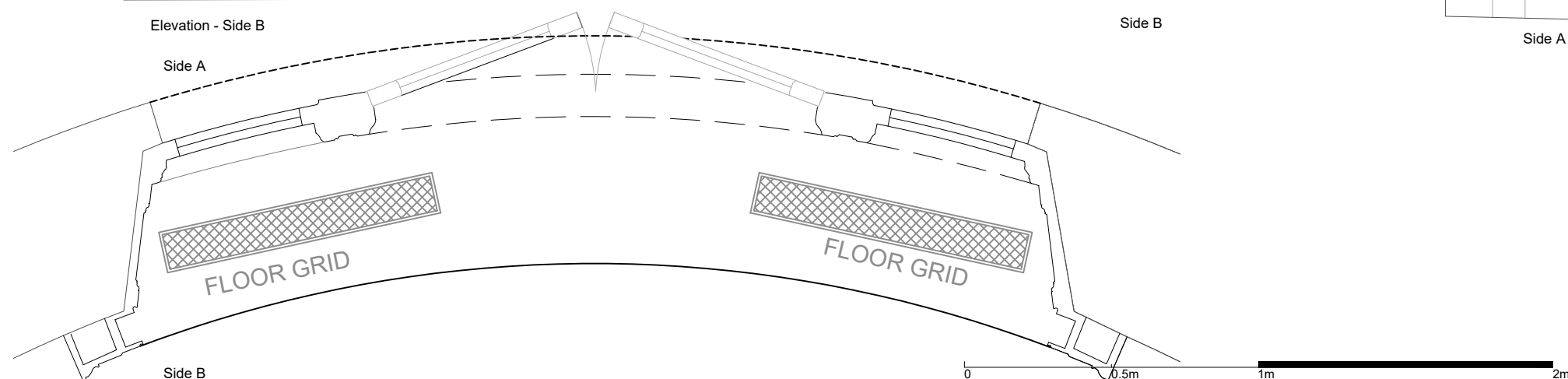

THESE DRAWINGS ARE FOR AESTHETIC DESIGN INFORMATION PURPOSES ONLY & DO NOT CONTAIN ANY INFORMATION FOR CONSTRUCTION, PERMITS OR COMPLIANCE TO BUILDING REGULATIONS. REFER TO DRAWINGS OF EXECUTIVE ARCHITECT OR DESIGN & BUILD CONTRACTOR FOR ALL INFORMATION.

DO NOT SCALE OFF THIS DRAWING. USE FIGURES DIMENSIONS ONLY OR CONSULT THE ARCHITECT. ARCHITECT TO BE INFORMED OF ANY VARIATIONS THAT MAY OCCUR BEFORE COMMENCEMENT OF WORK.



JEAN-LOUIS DENIOT

Architecture - Interior Design - Furnishing
39 rue de Verneuil 75007 Paris
Tel: +33 1 45 44 04 65 - contact@deniot.com



Full shop drawings to be provided by Contractors. Interior designer's approval is required before manufacture and construction for aesthetics purposes.

FDGF-04A

New

Location

GROUND FLOOR

Sides

A Main Hall B Study

Opening type and system (TBC by supplier)

Single leaf

Type of setting

Hidden hinges Um

Lockable

YES_Key entrance

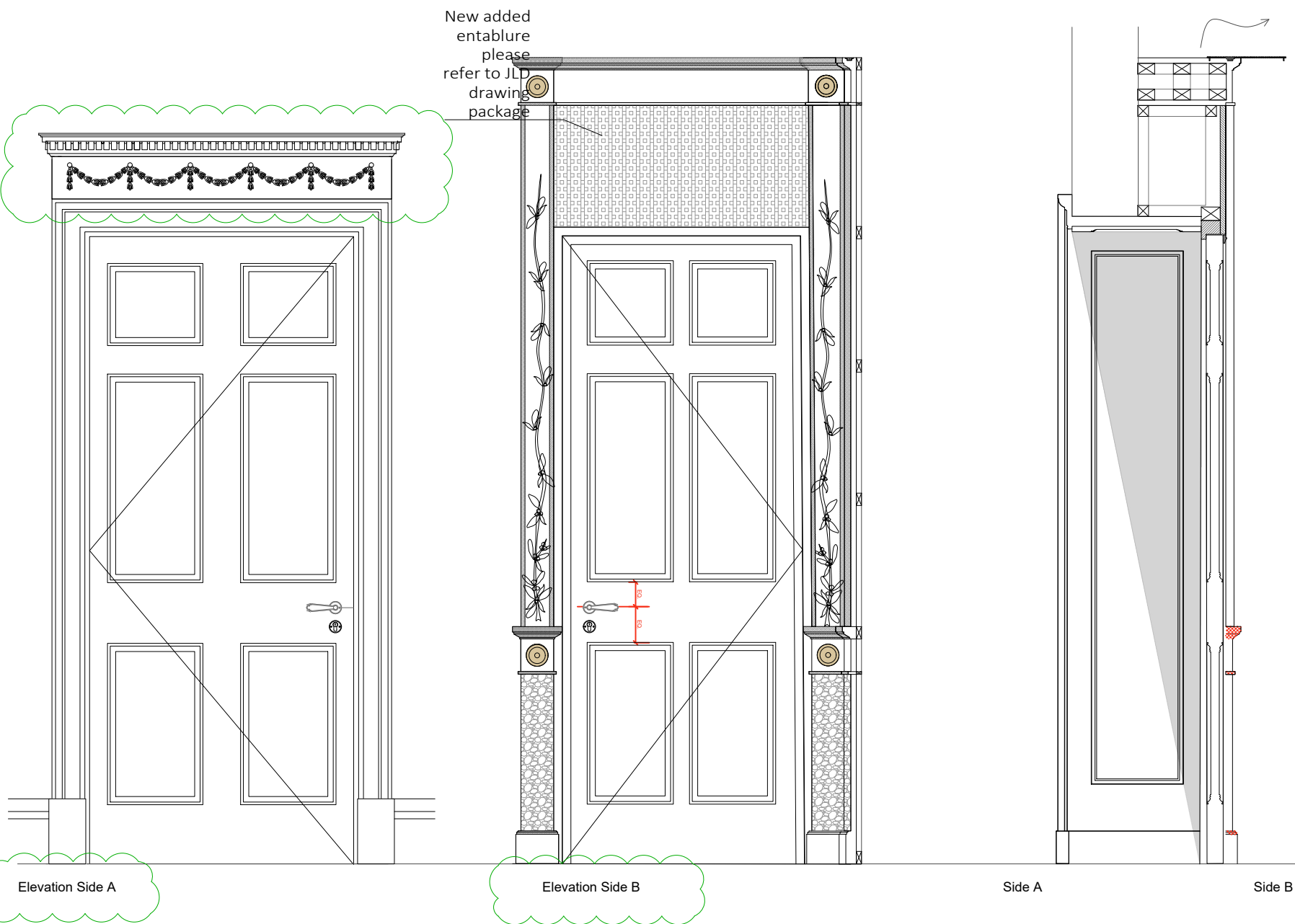
Handle mounting height

94 cm

Type of architrave

Side A	Side B
New part of joinery	Existing

Width	Height
-------	--------

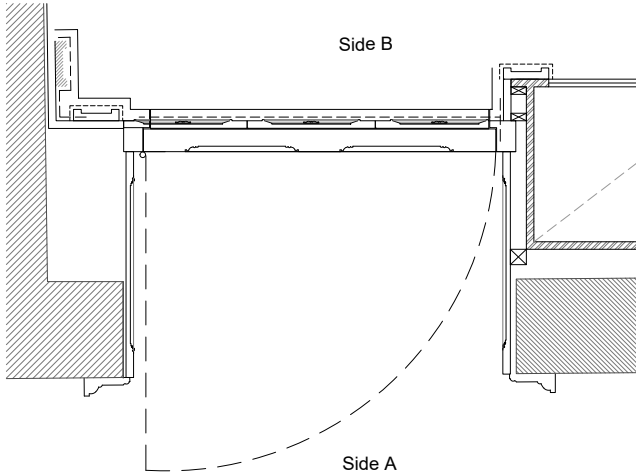


Elevation Side A

Elevation Side B


Side A

Side B



Side B

Side A



Project
10 BELGRAVE SQUARE
LONDON UK

2021-7-8

DOOR SCHEDULE

Print on A1 SCALE: 1 / 10

FDGF-04A

DRAWINGS GIVEN AS DESIGN INTENT ONLY, THEY CAN NOT BE CONSIDERED AS CONSTRUCTION DRAWINGS

DIMENSIONS IN THIS DRAWING ARE NOTIONAL ONLY. ALL DIMENSIONS TO BE CHECKED ON SITE. FULL SITE DIMENSIONS TO BE TAKEN BY MANUFACTURER PRIOR TO PRODUCTION OF SHOP DRAWINGS. ALL SITE DIMENSIONS TO BE VERIFIED BY CONTRACTOR. FULL JOINERY SHOP DRAWINGS TO BE PROVIDED BY MANUFACTURER FOR C.A APPROVAL. ALL SANITARY ACCESSORIES TO BE SET OUT ON SITE. ALL STONE JUNCTION CORNERS ASSUME MITERED. CONTRACTOR TO SUBMIT SHOP DRAWINGS OF STONE/TILES CUTS FOR APPROVAL. ALL EXPOSED STONE EDGES TO BE POLISHED. FOR FITTING AN FIXTURES REFER TO SANITARYWARE SCHEDULE/NBS.

REVISION 03

THESE DRAWINGS ARE FOR AESTHETIC DESIGN INFORMATION PURPOSES ONLY & DO NOT CONTAIN ANY INFORMATION FOR CONSTRUCTION, PERMITS OR COMPLIANCE TO BUILDING REGULATIONS. REFER TO DRAWINGS OF EXECUTIVE ARCHITECT OR DESIGN & BUILD CONTRACTOR FOR ALL INFORMATION.

DO NOT SCALE OFF THIS DRAWING. USE FIGURES DIMENSIONS ONLY OR CONSULT THE ARCHITECT. ARCHITECT TO BE INFORMED OF ANY VARIATIONS THAT MAY OCCUR BEFORE COMMENCEMENT OF WORK.



JEAN-LOUIS DENIOT

Architecture - Interior Design - Furnishing
39 rue de Verneuil 75007 Paris
Tel: +33 1 45 44 04 65 - contact@deniot.com

Full shop drawings to be provided by Contractors. Interior designer's approval is required before manufacture and construction for aesthetics purposes.

GENERAL COMMENTS

New blocks added on all architraves

For ironmongery finishes, please refer to Belg-JLD-Ironmongery room by room schedule

Key types security system to be confirmed by client or architect

All doors opening above carpet should be trimmed by approx 2cm (precise dimension to be confirmed before manufacture)

All mechanism and their proper functionality are to be ensured by GC.

FDGF-05A

New- 6 Panelled

Location

GROUND FLOOR

Sides

A Lobby B Main Hall

Opening type and system (TBC by supplier)

Single leaf

Type of setting

Um

Lockable

NO

Handle mounting height

94 cm

Type of architrave

Side A

Side B

Existing +Added entablure

Existing +Added entablure

Width

Height

GENERAL COMMENTS

New blocks added on all architraves

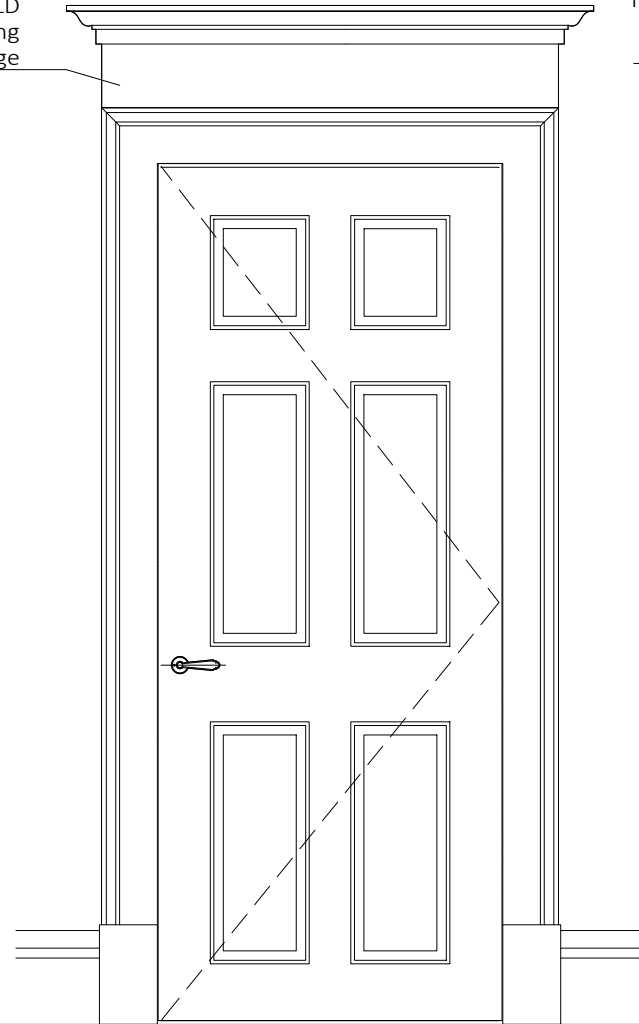
For ironmongery finishes, please refer to Belg-JLD-Ironmongery room by room schedule

Key types security system to be confirmed by client or architect

All doors opening above carpet should be trimmed by approx 2cm (precise dimension to be confirmed before manufacture)

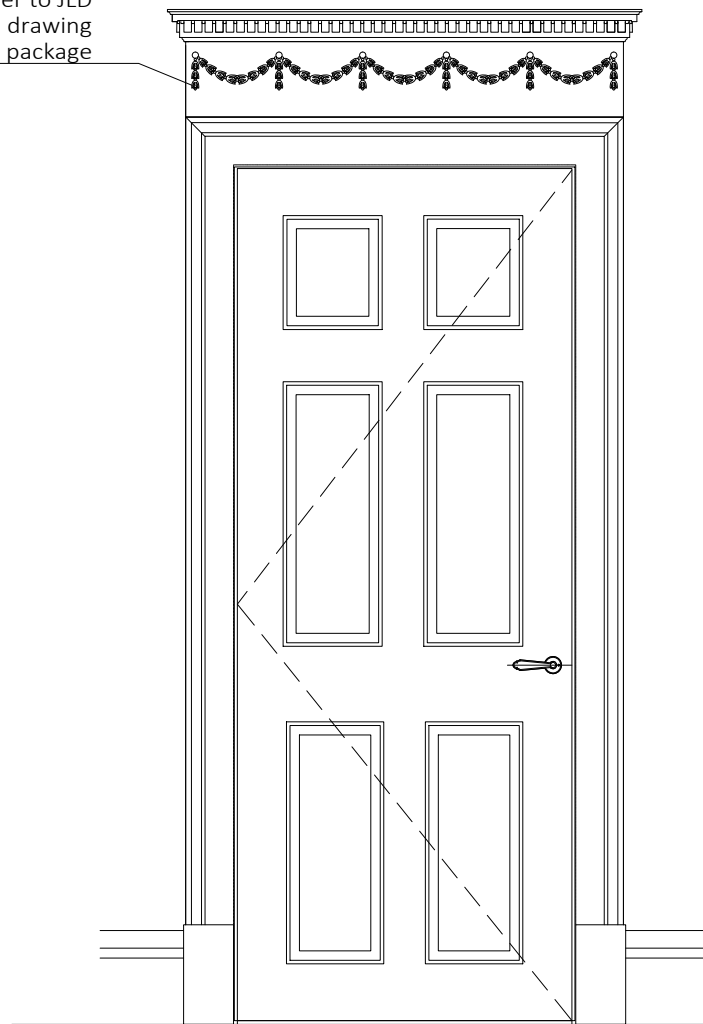
All mechanism and their proper functionality are to be ensured by GC.

New added entablure please refer to JLD drawing package

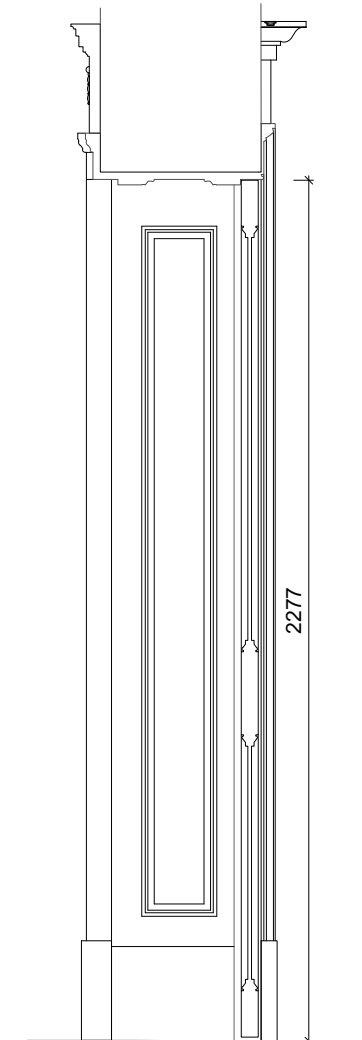


Elevation - Side A

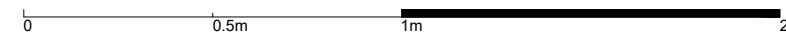
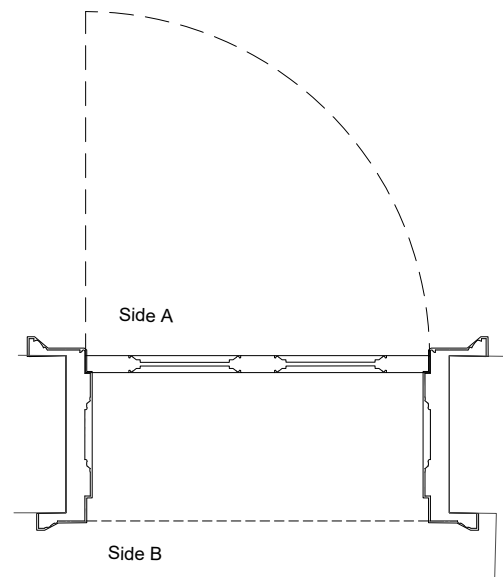
New added entablure please refer to JLD drawing package



Elevation - Side B



Side B Side A



Project
10 BELGRAVE SQUARE
LONDON UK

2021-7-8

DOOR SCHEDULE

Print on A1

SCALE: 1 / 10

FDGF-05A

DRAWINGS GIVEN AS DESIGN INTENT ONLY, THEY CAN NOT BE CONSIDERED AS CONSTRUCTION DRAWINGS

DIMENSIONS IN THIS DRAWING ARE NOTIONAL ONLY. ALL DIMENSIONS TO BE CHECKED ON SITE. FULL SITE DIMENSIONS TO BE TAKEN BY MANUFACTURER PRIOR TO PRODUCTION OF SHOP DRAWINGS. ALL SITE DIMENSIONS TO BE VERIFIED BY CONTRACTOR. FULL JOINERY SHOP DRAWINGS TO BE PROVIDED BY MANUFACTURER FOR C.A APPROVAL. ALL SANITARY ACCESSORIES TO BE SET OUT ON SITE. ALL STONE JUNCTION CORNERS ASSUME MITERED. CONTRACTOR TO SUBMIT SHOP DRAWINGS OF STONE/ TILES CUTS FOR APPROVAL. ALL EXPOSED STONE EDGES TO BE POLISHED. FOR FITTING AN FIXTURES REFER TO SANITARYWARE SCHEDULE/NBS.

REVISION 03

THESE DRAWINGS ARE FOR AESTHETIC DESIGN INFORMATION PURPOSES ONLY & DO NOT CONTAIN ANY INFORMATION FOR CONSTRUCTION, PERMITS OR COMPLIANCE TO BUILDING REGULATIONS. REFER TO DRAWINGS OF EXECUTIVE ARCHITECT OR DESIGN & BUILD CONTRACTOR FOR ALL INFORMATION.

DO NOT SCALE OFF THIS DRAWING. USE FIGURES DIMENSIONS ONLY OR CONSULT THE ARCHITECT. ARCHITECT TO BE INFORMED OF ANY VARIATIONS THAT MAY OCCUR BEFORE COMMENCEMENT OF WORK.



JEAN-LOUIS DENIOT

Architecture - Interior Design - Furnishing
39 rue de Verneuil 75007 Paris
Tel: +33 1 45 44 04 65 - contact@deniot.com

Full shop drawings to be provided by Contractors. Interior designer's approval is required before manufacture and construction for aesthetics purposes.

FDGF-05B

New

Location

GROUND FLOOR

Sides

A Lobby B Hoist

Opening type and system (TBC by supplier)

Single leaf
jib door on side A
Movable Button

Type of setting

Hidden hinges
Concealed

Lockable

NO

Handle mounting height

94 cm

Type of architrave

Side A	Side B
N/A	New part of joinery

Width	Height
-------	--------

Project
10 BELGRAVE SQUARE
LONDON UK

2021-7-8

DOOR SCHEDULE

Print on A1 SCALE: 1 / 10

FDGF-05B

DRAWINGS GIVEN AS DESIGN INTENT ONLY, THEY CAN NOT BE CONSIDERED AS CONSTRUCTION DRAWINGS

DIMENSIONS IN THIS DRAWING ARE NOTIONAL ONLY. ALL DIMENSIONS TO BE CHECKED ON SITE. FULL SITE DIMENSIONS TO BE TAKEN BY MANUFACTURER PRIOR TO PRODUCTION OF SHOP DRAWINGS. ALL SITE DIMENSIONS TO BE VERIFIED BY CONTRACTOR. FULL JOINERY SHOP DRAWINGS TO BE PROVIDED BY MANUFACTURER FOR C.A APPROVAL. ALL SANITARY ACCESSORIES TO BE SET OUT ON SITE. ALL STONE JUNCTION CORNERS ASSUME MITERED. CONTRACTOR TO SUBMIT SHOP DRAWINGS OF STONE/TILES CUTS FOR APPROVAL. ALL EXPOSED STONE EDGES TO BE POLISHED. FOR FITTING AN FIXTURES REFER TO SANITARYWARE SCHEDULE/NBS.

REVISION 03

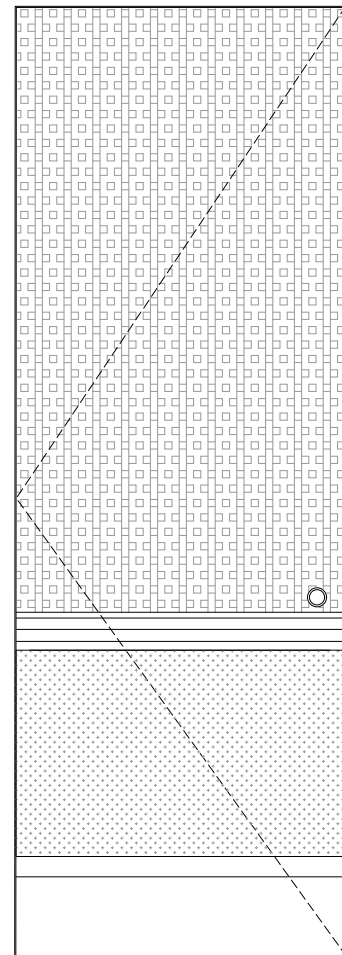
THESE DRAWINGS ARE FOR AESTHETIC DESIGN INFORMATION PURPOSES ONLY & DO NOT CONTAIN ANY INFORMATION FOR CONSTRUCTION, PERMITS OR COMPLIANCE TO BUILDING REGULATIONS. REFER TO DRAWINGS OF EXECUTIVE ARCHITECT OR DESIGN & BUILD CONTRACTOR FOR ALL INFORMATION.

DO NOT SCALE OFF THIS DRAWING. USE FIGURES DIMENSIONS ONLY OR CONSULT THE ARCHITECT. ARCHITECT TO BE INFORMED OF ANY VARIATIONS THAT MAY OCCUR BEFORE COMMENCEMENT OF WORK.

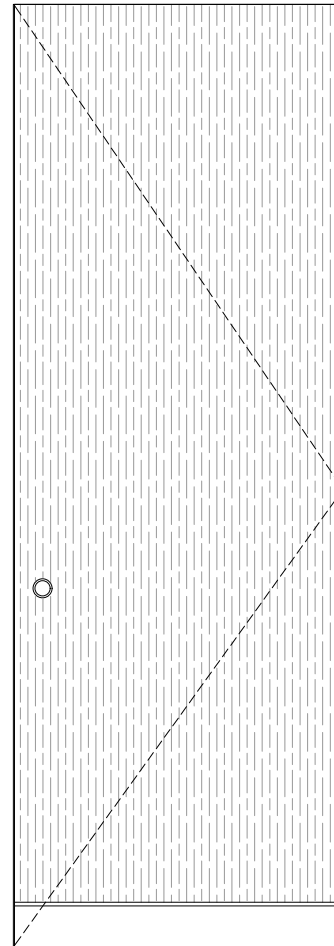


JEAN-LOUIS DENIOT

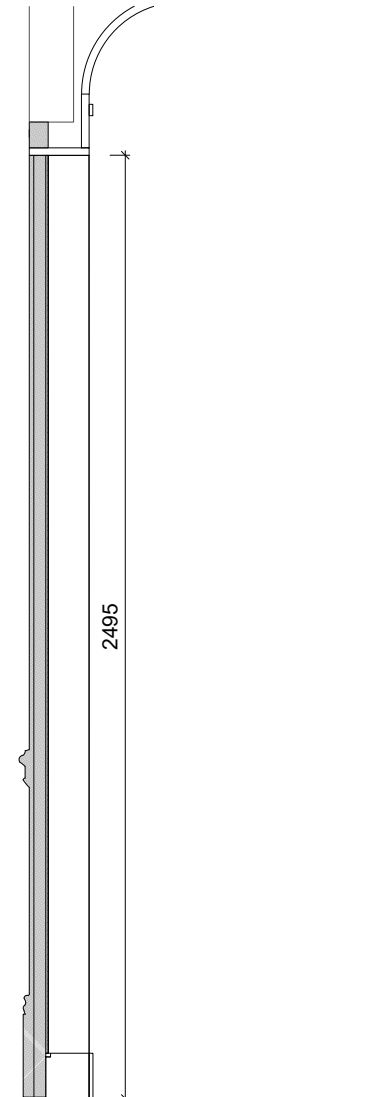
Architecture - Interior Design - Furnishing
39 rue de Verneuil 75007 Paris
Tel: +33 1 45 44 04 65 - contact@deniot.com



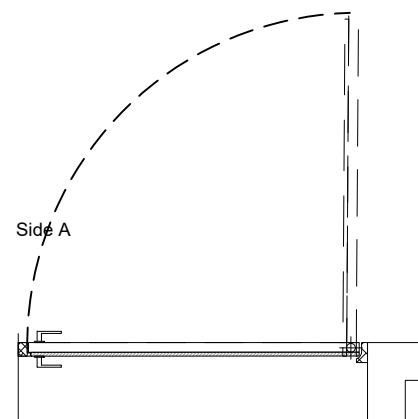
Elevation - Side A



Elevation - Side B



Side A Side B



Side B

GENERAL COMMENTS


New blocks added on all architraves

For ironmongery finishes, please refer to Belg-JLD-Ironmongery room by room schedule

Key types security systeme to be confirmed by client or architect

All doors opening above carpet should be trimmed by approx 2cm (precise dimension to be confirmed before manufacture)

All mecanismo and thier preper functionary are to be ensured by GC.



Full shop drawings to be provided by Contractors. Interior designer's approval is required before manufacture and construction for aesthetics purposes.

DGF-05C

New to match existing

Location

GROUND FLOOR

Sides

A Lobby B Coats Room

Opening type and system (TBC by supplier)

Jib doors
Movable button

Type of setting

Hidden hinges
Concealed

Lockable

NO

Handle mounting height

94 cm

Type of architrave

Side A

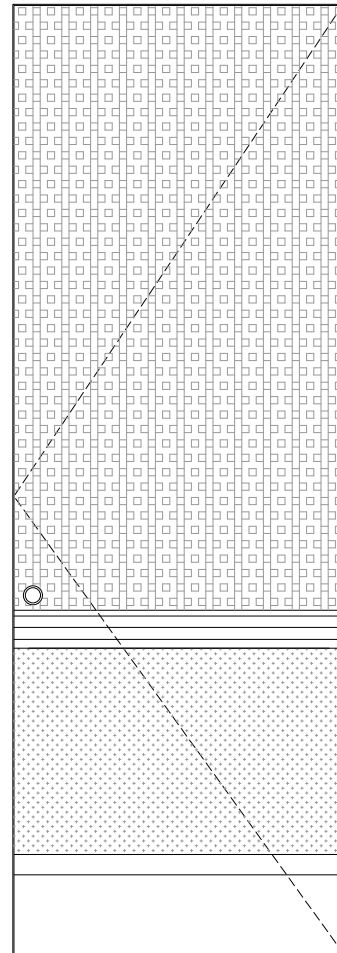
Side B

N/A

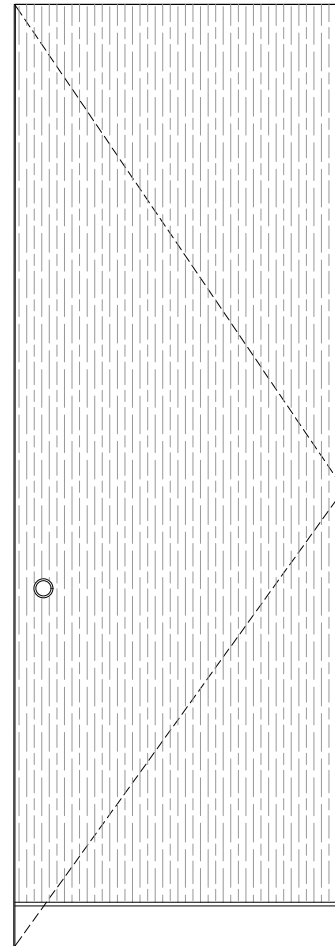
New part of
joinery

Width

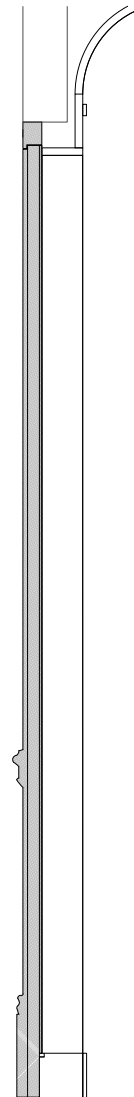
Height



Elevation - Side A

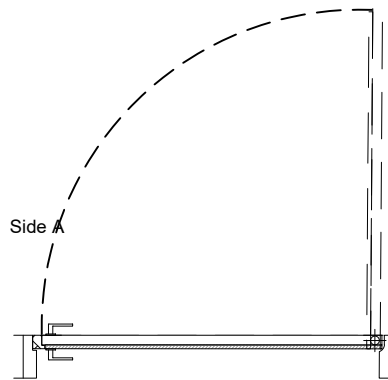


Elevation - Side B



Side AA

Side B



Side A

Side B

GENERAL COMMENTS

New blocks added on all architraves

For ironmongery finishes, please refer to Belg-JLD-Ironmongery room by room schedule

Key types security system to be confirmed by client or architect

All doors opening above carpet should be trimmed by approx 2cm (precise dimension to be confirmed before manufacture)

All mechanism and their proper functionality are to be ensured by GC.

Project
10 BELGRAVE SQUARE
LONDON UK

2021-7-8

DOOR SCHEDULE

Print on A1

SCALE: 1 / 10

FDGF-05C

DRAWINGS GIVEN AS DESIGN INTENT ONLY, THEY CAN NOT BE CONSIDERED AS CONSTRUCTION DRAWINGS

DIMENSIONS IN THIS DRAWING ARE NOTIONAL ONLY. ALL DIMENSIONS TO BE CHECKED ON SITE. FULL SITE DIMENSIONS TO BE TAKEN BY MANUFACTURER PRIOR TO PRODUCTION OF SHOP DRAWINGS. ALL SITE DIMENSIONS TO BE VERIFIED BY CONTRACTOR. FULL JOINERY SHOP DRAWINGS TO BE PROVIDED BY MANUFACTURER FOR C.A APPROVAL. ALL SANITARY ACCESSORIES TO BE SET OUT ON SITE. ALL STONE JUNCTION CORNERS ASSUME MITERED. CONTRACTOR TO SUBMIT SHOP DRAWINGS OF STONE/TILES CUTS FOR APPROVAL. ALL EXPOSED STONE EDGES TO BE POLISHED. FOR FITTING AN FIXTURES REFER TO SANITARYWARE SCHEDULE/NBS.

REVISION 03


THESE DRAWINGS ARE FOR AESTHETIC DESIGN INFORMATION PURPOSES ONLY & DO NOT CONTAIN ANY INFORMATION FOR CONSTRUCTION, PERMITS OR COMPLIANCE TO BUILDING REGULATIONS. REFER TO DRAWINGS OF EXECUTIVE ARCHITECT OR DESIGN & BUILD CONTRACTOR FOR ALL INFORMATION.

DO NOT SCALE OFF THIS DRAWING. USE FIGURES DIMENSIONS ONLY OR CONSULT THE ARCHITECT. ARCHITECT TO BE INFORMED OF ANY VARIATIONS THAT MAY OCCUR BEFORE COMMENCEMENT OF WORK.



JEAN-LOUIS DENIOT

Architecture - Interior Design - Furnishing
39 rue de Verneuil 75007 Paris
Tel: +33 1 45 44 04 65 - contact@deniot.com



Full shop drawings to be provided by Contractors. Interior designer's approval is required before manufacture and construction for aesthetics purposes.

FDGF-05D

Existing

Location

GROUND FLOOR

Sides

A Lobby B Lift Lobby

Opening type and system (TBC by supplier)

Single leaf

Type of setting

Urn

Lockable

NO

Handle mounting height

94 cm

Type of architrave

Side A	Side B
Existing + Added entablure	Existing
Width	Height

GENERAL COMMENTS

New blocks added on all architraves

For ironmongery finishes, please refer to Belg-JLD-Ironmongery room by room schedule

Key types security system to be confirmed by client or architect

All doors opening above carpet should be trimmed by approx 2cm (precise dimension to be confirmed before manufacture)

All mechanism and their proper functionality are to be ensured by GC.

New added entablure please refer to JLD drawing package

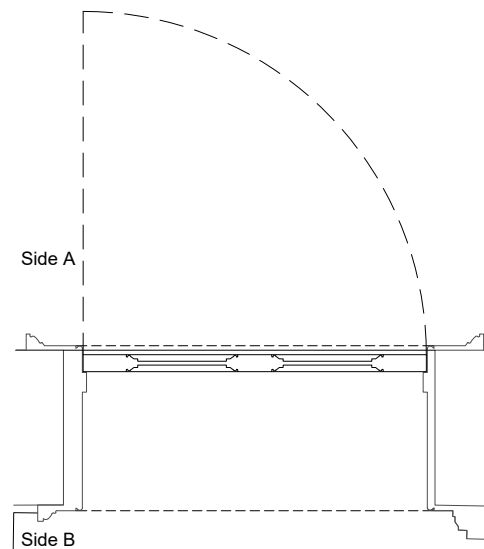


Elevation - Side A

Elevation Side B


Side B

Side A



Side A

Side B



Project
10 BELGRAVE SQUARE
LONDON UK

2021-7-8

DOOR SCHEDULE

Print on A1

SCALE: 1 / 10

FDGF-05D

DRAWINGS GIVEN AS DESIGN INTENT ONLY, THEY CAN NOT BE CONSIDERED AS CONSTRUCTION DRAWINGS

DIMENSIONS IN THIS DRAWING ARE NOTIONAL ONLY. ALL DIMENSIONS TO BE CHECKED ON SITE. FULL SITE DIMENSIONS TO BE TAKEN BY MANUFACTURER PRIOR TO PRODUCTION OF SHOP DRAWINGS. ALL SITE DIMENSIONS TO BE VERIFIED BY CONTRACTOR. FULL JOINERY SHOP DRAWINGS TO BE PROVIDED BY MANUFACTURER FOR C.A APPROVAL. ALL SANITARY ACCESSORIES TO BE SET OUT ON SITE. ALL STONE JUNCTION CORNERS ASSUME MITERED. CONTRACTOR TO SUBMIT SHOP DRAWINGS OF STONE/TILES CUTS FOR APPROVAL. ALL EXPOSED STONE EDGES TO BE POLISHED. FOR FITTING AN FIXTURES REFER TO SANITARYWARE SCHEDULE/NBS.

REVISION 03

THESE DRAWINGS ARE FOR AESTHETIC DESIGN INFORMATION PURPOSES ONLY & DO NOT CONTAIN ANY INFORMATION FOR CONSTRUCTION, PERMITS OR COMPLIANCE TO BUILDING REGULATIONS. REFER TO DRAWINGS OF EXECUTIVE ARCHITECT OR DESIGN & BUILD CONTRACTOR FOR ALL INFORMATION.

DO NOT SCALE OFF THIS DRAWING. USE FIGURES DIMENSIONS ONLY OR CONSULT THE ARCHITECT. ARCHITECT TO BE INFORMED OF ANY VARIATIONS THAT MAY OCCUR BEFORE COMMENCEMENT OF WORK.



JEAN-LOUIS DENIOT

Architecture - Interior Design - Furnishing
39 rue de Verneuil 75007 Paris
Tel: +33 1 45 44 04 65 - contact@deniot.com

Full shop drawings to be provided by Contractors. Interior designer's approval is required before manufacture and construction for aesthetics purposes.

DGF-06A

LIFT DOOR

Location

GROUND FLOOR

Sides

A Elevator B Lift Lobby

Opening type and system (TBC by supplier)

Lift door

Type of setting

Lockable

NO

Handle mounting height

-


Type of architrave

Side A Side B

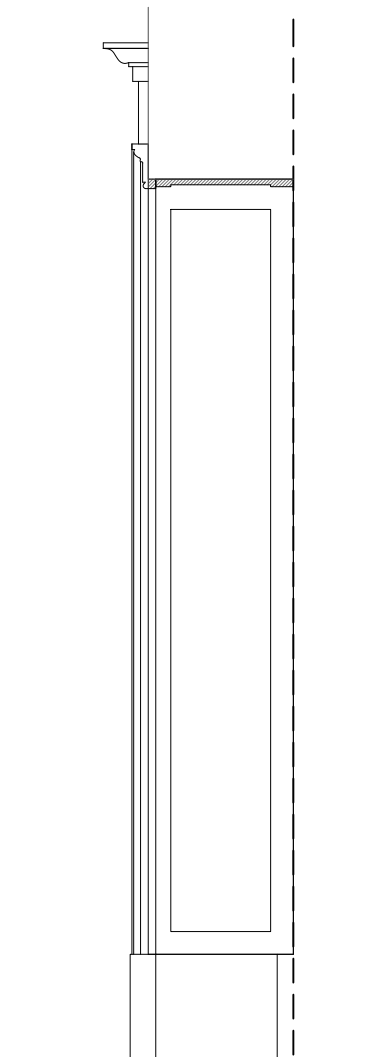
New
+ Added entablure

Width Height

New added entablure please refer to JLD drawing package

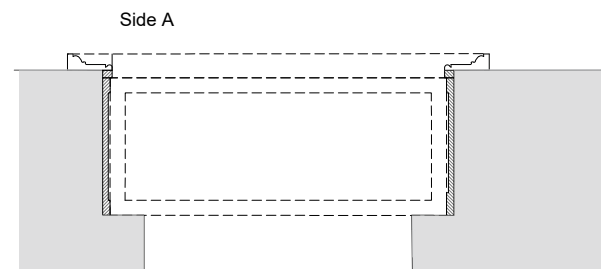


Side A




Side A

Side B



Side A

LIFT INFORMATION TO BE PROVIDED BY SUPPLIER
AREA IN ABEYANCE



Project
10 BELGRAVE SQUARE
LONDON UK

2021-7-8

DOOR SCHEDULE

Print on A1

SCALE: 1 / 10

DGF-06A

DRAWINGS GIVEN AS DESIGN INTENT ONLY, THEY CAN NOT BE CONSIDERED AS CONSTRUCTION DRAWINGS

DIMENSIONS IN THIS DRAWING ARE NOTIONAL ONLY. ALL DIMENSIONS TO BE CHECKED ON SITE. FULL SITE DIMENSIONS TO BE TAKEN BY MANUFACTURER PRIOR TO PRODUCTION OF SHOP DRAWINGS. ALL SITE DIMENSIONS TO BE VERIFIED BY CONTRACTOR. FULL JOINERY SHOP DRAWINGS TO BE PROVIDED BY MANUFACTURER FOR C.A APPROVAL. ALL SANITARY ACCESSORIES TO BE SET OUT ON SITE. ALL STONE JUNCTION CORNERS ASSUME MITERED. CONTRACTOR TO SUBMIT SHOP DRAWINGS OF STONE/ TILES CUTS FOR APPROVAL. ALL EXPOSED STONE EDGES TO BE POLISHED. FOR FITTING AN FIXTURES REFER TO SANITARYWARE SCHEDULE/NBS.

REVISION 03

THESE DRAWINGS ARE FOR AESTHETIC DESIGN INFORMATION PURPOSES ONLY & DO NOT CONTAIN ANY INFORMATION FOR CONSTRUCTION, PERMITS OR COMPLIANCE TO BUILDING REGULATIONS. REFER TO DRAWINGS OF EXECUTIVE ARCHITECT OR DESIGN & BUILD CONTRACTOR FOR ALL INFORMATION.

DO NOT SCALE OFF THIS DRAWING. USE FIGURES DIMENSIONS ONLY OR CONSULT THE ARCHITECT. ARCHITECT TO BE INFORMED OF ANY VARIATIONS THAT MAY OCCUR BEFORE COMMENCEMENT OF WORK.



JEAN-LOUIS DENIOT

Architecture - Interior Design - Furnishing
39 rue de Verneuil 75007 Paris
Tel: +33 1 45 44 04 65 - contact@deniot.com

Full shop drawings to be provided by Contractors. Interior designer's approval is required before manufacture and construction for aesthetics purposes.

GENERAL COMMENTS

New blocks added on all architraves

For ironmongery finishes, please refer to Belg-JLD-Ironmongery room by room schedule

Key types security systeme to be confirmed by client or architect

All doors opening above carpet should be trimmed by approx 2cm (precise dimension to be confirmed before manufacture)

All mecanismo and thier preper functionary are to be ensured by GC.

DGF-06B

Existing

Location

GROUND FLOOR

Sides

A B
Courtyard Lift Lobby

Opening type and system (TBC by supplier)

External door

Type of setting

TBC

Lockable

YES_Security type 2 locks door BANHAM

Handle mounting height

106 cm

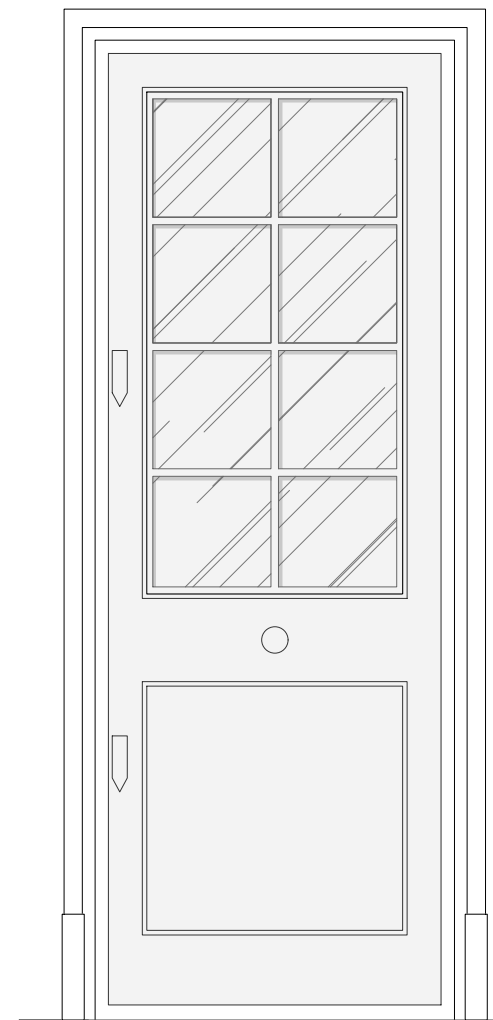
Type of architrave

Side A	Side B
Existing	New

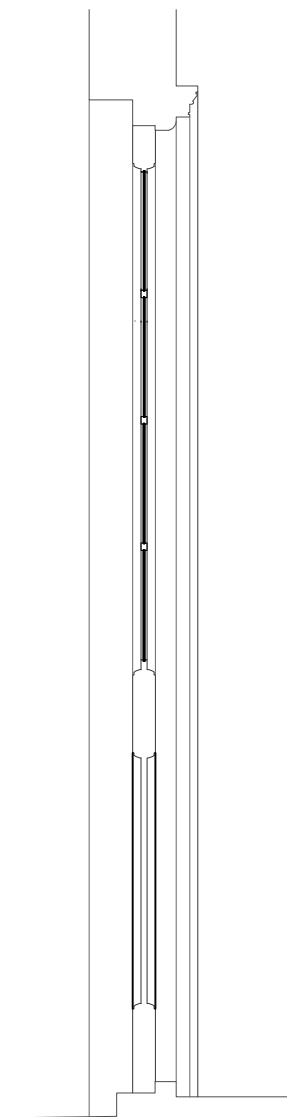
Width	Height
-------	--------



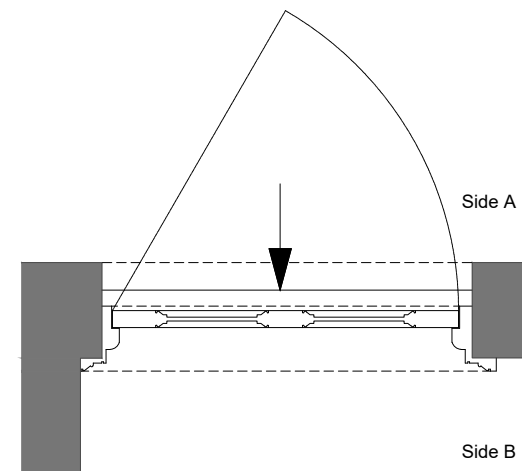
Elevation Side A



Elevation Side B



Side A Side B



Side A

Side B

GENERAL COMMENTS

New blocks added on all architraves

For ironmongery finishes, please refer to Belg-JLD-Ironmongery room by room schedule

Key types security system to be confirmed by client or architect

All doors opening above carpet should be trimmed by approx 2cm (precise dimension to be confirmed before manufacture)

All mechanism and their proper functionality are to be ensured by GC.

Project
10 BELGRAVE SQUARE
LONDON UK

2021-7-8

DOOR SCHEDULE

Print on A1

SCALE: 1 / 10

DGF-06B

DRAWINGS GIVEN AS DESIGN INTENT ONLY, THEY CAN NOT BE CONSIDERED AS CONSTRUCTION DRAWINGS

DIMENSIONS IN THIS DRAWING ARE NOTIONAL ONLY. ALL DIMENSIONS TO BE CHECKED ON SITE. FULL SITE DIMENSIONS TO BE TAKEN BY MANUFACTURER PRIOR TO PRODUCTION OF SHOP DRAWINGS. ALL SITE DIMENSIONS TO BE VERIFIED BY CONTRACTOR. FULL JOINERY SHOP DRAWINGS TO BE PROVIDED BY MANUFACTURER FOR C.A APPROVAL. ALL SANITARY ACCESSORIES TO BE SET OUT ON SITE. ALL STONE JUNCTION CORNERS ASSUME MITERED. CONTRACTOR TO SUBMIT SHOP DRAWINGS OF STONE/TILES CUTS FOR APPROVAL. ALL EXPOSED STONE EDGES TO BE POLISHED. FOR FITTING AN FIXTURES REFER TO SANITARYWARE SCHEDULE/NBS.

REVISION 03

THESE DRAWINGS ARE FOR AESTHETIC DESIGN INFORMATION PURPOSES ONLY & DO NOT CONTAIN ANY INFORMATION FOR CONSTRUCTION, PERMITS OR COMPLIANCE TO BUILDING REGULATIONS. REFER TO DRAWINGS OF EXECUTIVE ARCHITECT OR DESIGN & BUILD CONTRACTOR FOR ALL INFORMATION.

DO NOT SCALE OFF THIS DRAWING. USE FIGURES DIMENSIONS ONLY OR CONSULT THE ARCHITECT. ARCHITECT TO BE INFORMED OF ANY VARIATIONS THAT MAY OCCUR BEFORE COMMENCEMENT OF WORK.



JEAN-LOUIS DENIOT

Architecture - Interior Design - Furnishing
39 rue de Verneuil 75007 Paris
Tel: +33 1 45 44 04 65 - contact@deniot.com

0 0.5m 1m 2m

Full shop drawings to be provided by Contractors. Interior designer's approval is required before manufacture and construction for aesthetics purposes.

FDGF-06C

New - 4 panelled

Location

GROUND FLOOR

Sides

A	B
Family Kitchen	Lift Lobby

Opening type and system (TBC by supplier)

Single leaf
jib door on side B

Type of setting

Urn

Lockable

No

Handle mounting height

94 cm

Type of architrave

Side A

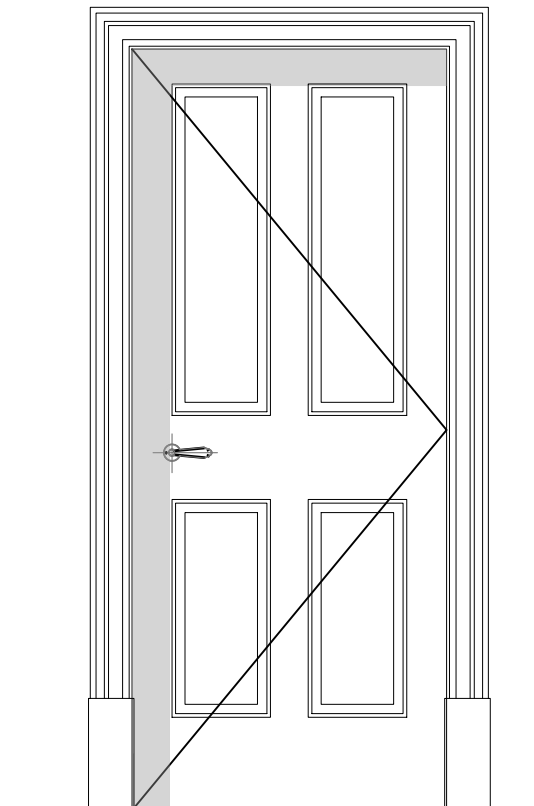
Side B

New

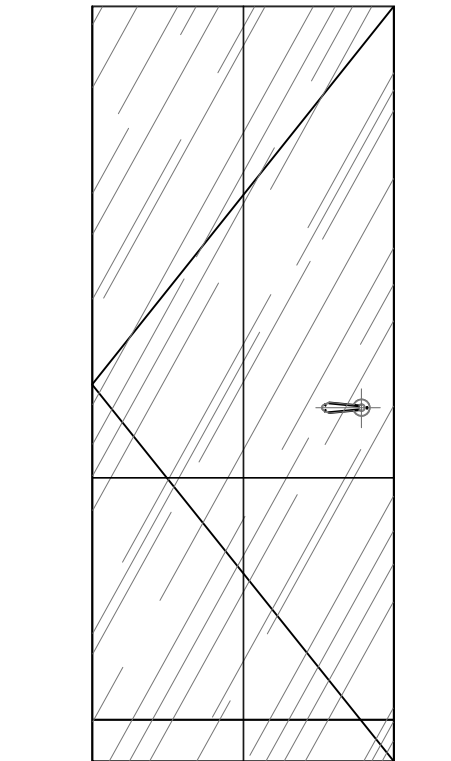
N/A

Width

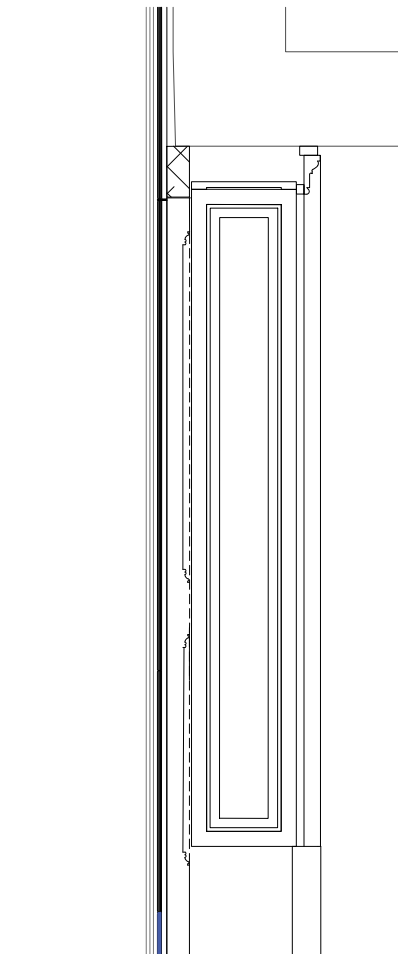
Height



Elevation Side B

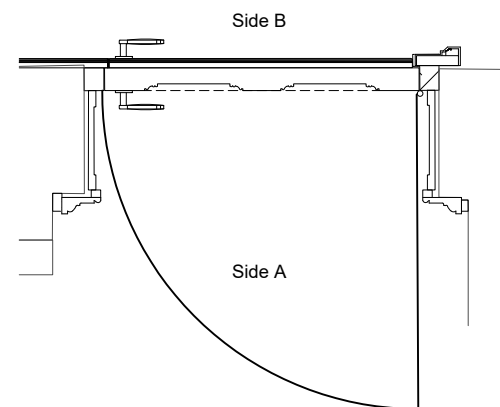


Elevation Side A



Side B

Side A



Side B

Side A

GENERAL COMMENTS

New blocks added on all architraves

For ironmongery finishes, please refer to Belg-JLD-Ironmongery room by room schedule

Key types security system to be confirmed by client or architect

All doors opening above carpet should be trimmed by approx 2cm (precise dimension to be confirmed before manufacture)

All mechanism and their proper functionality are to be ensured by GC.

Project
10 BELGRAVE SQUARE
LONDON UK

2021-7-8

DOOR SCHEDULE

Print
on A1

SCALE: 1 / 10

FDGF-06C

DRAWINGS GIVEN AS DESIGN INTENT ONLY, THEY CAN NOT BE CONSIDERED AS CONSTRUCTION DRAWINGS

DIMENSIONS IN THIS DRAWING ARE NOTIONAL ONLY. ALL DIMENSIONS TO BE CHECKED ON SITE. FULL SITE DIMENSIONS TO BE TAKEN BY MANUFACTURER PRIOR TO PRODUCTION OF SHOP DRAWINGS. ALL SITE DIMENSIONS TO BE VERIFIED BY CONTRACTOR. FULL JOINERY SHOP DRAWINGS TO BE PROVIDED BY MANUFACTURER FOR C.A APPROVAL. ALL SANITARY ACCESSORIES TO BE SET OUT ON SITE. ALL STONE JUNCTION CORNERS ASSUME MITERED. CONTRACTOR TO SUBMIT SHOP DRAWINGS OF STONE/TILES CUTS FOR APPROVAL. ALL EXPOSED STONE EDGES TO BE POLISHED. FOR FITTING AN FIXTURES REFER TO SANITARYWARE SCHEDULE/NBS.

REVISION 03

THESE DRAWINGS ARE FOR AESTHETIC DESIGN INFORMATION PURPOSES ONLY & DO NOT CONTAIN ANY INFORMATION FOR CONSTRUCTION, PERMITS OR COMPLIANCE TO BUILDING REGULATIONS. REFER TO DRAWINGS OF EXECUTIVE ARCHITECT OR DESIGN & BUILD CONTRACTOR FOR ALL INFORMATION.

DO NOT SCALE OFF THIS DRAWING. USE FIGURES DIMENSIONS ONLY OR CONSULT THE ARCHITECT. ARCHITECT TO BE INFORMED OF ANY VARIATIONS THAT MAY OCCUR BEFORE COMMENCEMENT OF WORK.



JEAN-LOUIS DENIOT

Architecture - Interior Design - Furnishing
39 rue de Verneuil 75007 Paris
Tel: +33 1 45 44 04 65 - contact@deniot.com

0 0.5m 1m 2m

Full shop drawings to be provided by Contractors. Interior designer's approval is required before manufacture and construction for aesthetics purposes.

FDGF-07A

Existing

Location

GROUND FLOOR

Sides

A Stairs B Lift Lobby

Opening type and system (TBC by supplier)

Single leaf

Type of setting

Orb

Lockable

NO

Handle mounting height

94 cm

Type of architrave

Side A	Side B
Existing	Existing

Width	Height
-------	--------

GENERAL COMMENTS

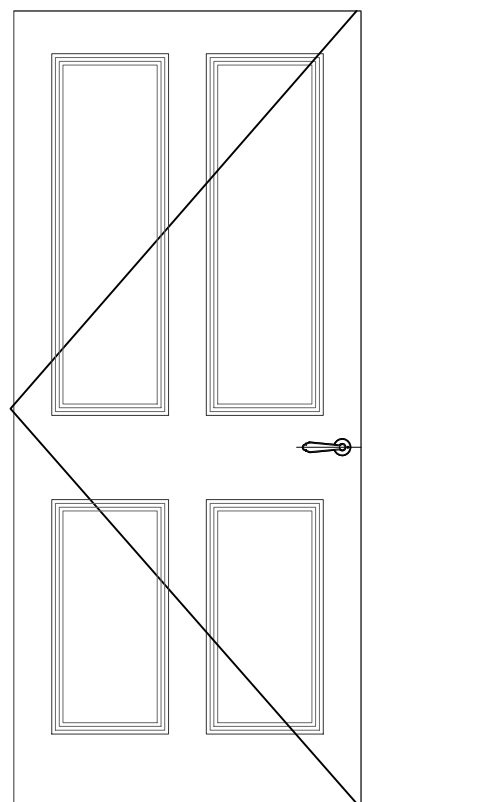
New blocks added on all architraves

For ironmongery finishes, please refer to Belg-JLD-Ironmongery room by room schedule

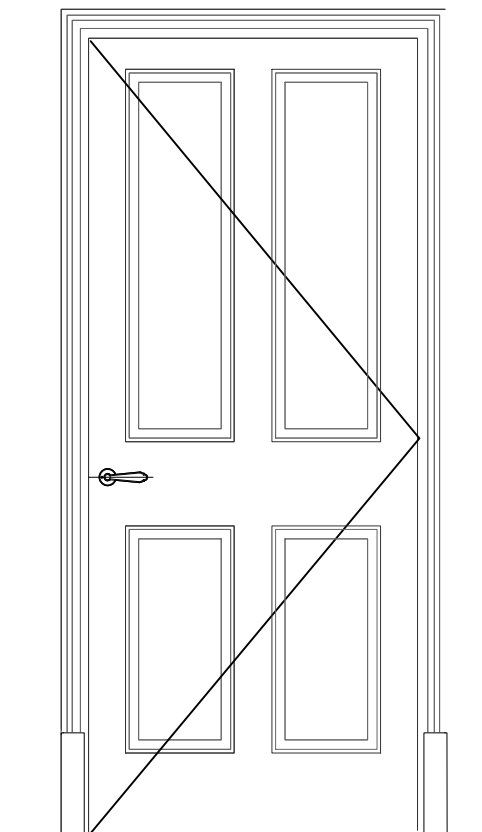
Key types security system to be confirmed by client or architect

All doors opening above carpet should be trimmed by approx 2cm (precise dimension to be confirmed before manufacture)

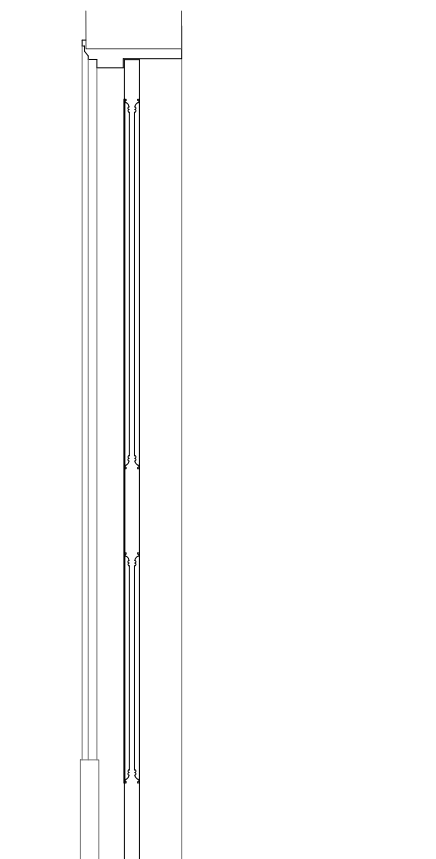
All mechanism and their proper functionality are to be ensured by GC.



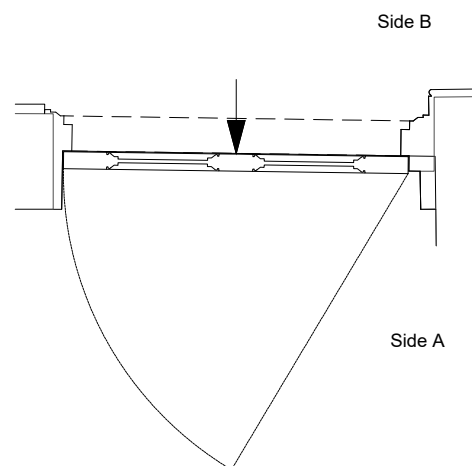
Elevation Side A



Elevation Side B



Side B Side A



Project
10 BELGRAVE SQUARE
LONDON UK

2021-7-8

DOOR SCHEDULE

Print on A1 SCALE: 1 / 10

FDGF-07A

DRAWINGS GIVEN AS DESIGN INTENT ONLY, THEY CAN NOT BE CONSIDERED AS CONSTRUCTION DRAWINGS

DIMENSIONS IN THIS DRAWING ARE NOTIONAL ONLY. ALL DIMENSIONS TO BE CHECKED ON SITE. FULL SITE DIMENSIONS TO BE TAKEN BY MANUFACTURER PRIOR TO PRODUCTION OF SHOP DRAWINGS. ALL SITE DIMENSIONS TO BE VERIFIED BY CONTRACTOR. FULL JOINERY SHOP DRAWINGS TO BE PROVIDED BY MANUFACTURER FOR C.A APPROVAL. ALL SANITARY ACCESSORIES TO BE SET OUT ON SITE. ALL STONE JUNCTION CORNERS ASSUME MITERED. CONTRACTOR TO SUBMIT SHOP DRAWINGS OF STONE/TILES CUTS FOR APPROVAL. ALL EXPOSED STONE EDGES TO BE POLISHED. FOR FITTING AN FIXTURES REFER TO SANITARYWARE SCHEDULE/NBS.

REVISION 03

THESE DRAWINGS ARE FOR AESTHETIC DESIGN INFORMATION PURPOSES ONLY & DO NOT CONTAIN ANY INFORMATION FOR CONSTRUCTION, PERMITS OR COMPLIANCE TO BUILDING REGULATIONS. REFER TO DRAWINGS OF EXECUTIVE ARCHITECT OR DESIGN & BUILD CONTRACTOR FOR ALL INFORMATION.

DO NOT SCALE OFF THIS DRAWING. USE FIGURES DIMENSIONS ONLY OR CONSULT THE ARCHITECT. ARCHITECT TO BE INFORMED OF ANY VARIATIONS THAT MAY OCCUR BEFORE COMMENCEMENT OF WORK.



JEAN-LOUIS DENIOT

Architecture - Interior Design - Furnishing
39 rue de Verneuil 75007 Paris
Tel: +33 1 45 44 04 65 - contact@deniot.com

Full shop drawings to be provided by Contractors. Interior designer's approval is required before manufacture and construction for aesthetics purposes.

FDGF-07C

Existing

Location

GROUND FLOOR

Sides

A Stairs B Riser

Opening type and system (TBC by supplier)

Technical door
Fixed button

Type of setting

Concealed

Lockable

Technical door lock

Handle mounting height

Type of architrave

Side A Side B

Width Height

GENERAL COMMENTS

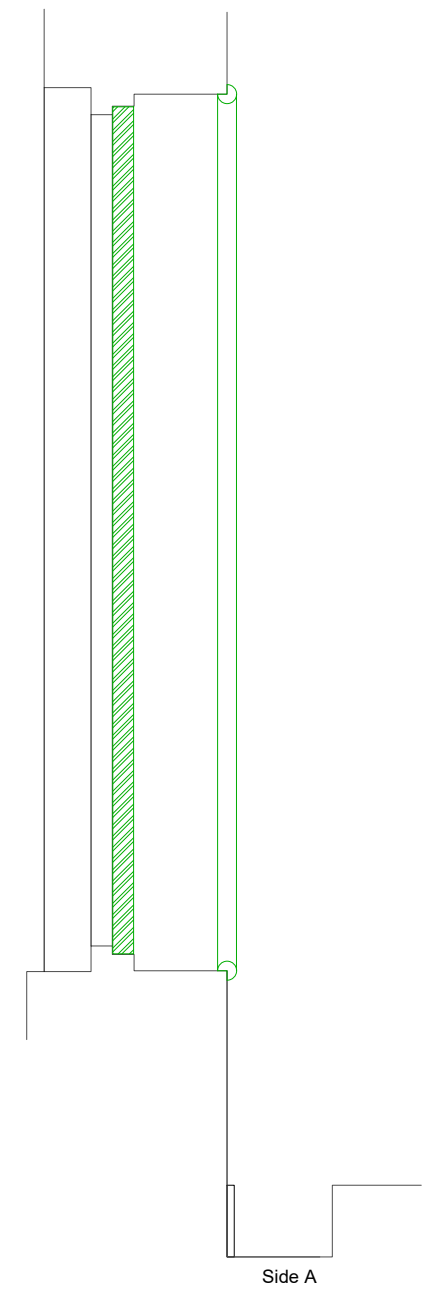
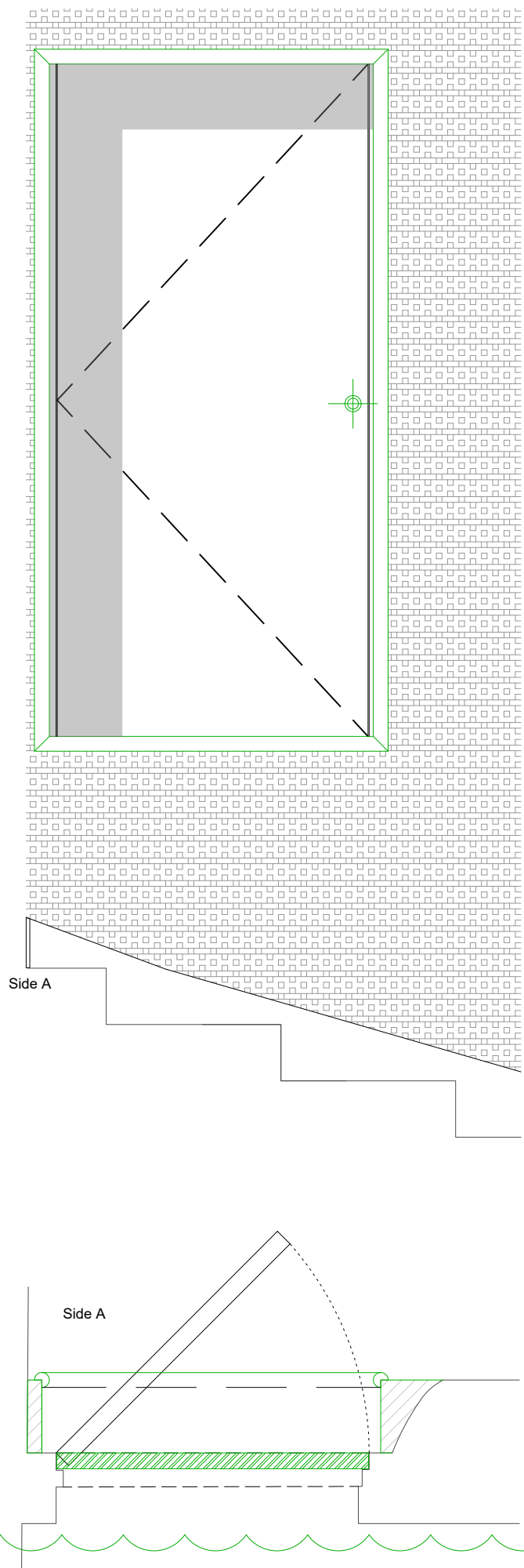
New blocks added on all architraves

For ironmongery finishes, please refer to Belg-JLD-Ironmongery room by room schedule

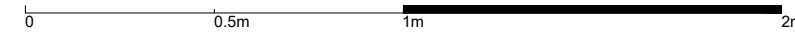
Key types security system to be confirmed by client or architect

All doors opening above carpet should be trimmed by approx 2cm (precise dimension to be confirmed before manufacture)

All mechanism and their proper functionality are to be ensured by GC.



**SCHEMATIC REPRESENTATION
TO BE ADAPTED TO ALL
TECHNICAL DOORS IN THE
SECONDARY STAIRCASE**



Project
10 BELGRAVE SQUARE
LONDON UK

2021-7-8

DOOR SCHEDULE

Print on A1

SCALE: 1 / 10

FDGF-07C

DRAWINGS GIVEN AS DESIGN INTENT ONLY, THEY CAN NOT BE CONSIDERED AS CONSTRUCTION DRAWINGS

DIMENSIONS IN THIS DRAWING ARE NOTIONAL ONLY. ALL DIMENSIONS TO BE CHECKED ON SITE. FULL SITE DIMENSIONS TO BE TAKEN BY MANUFACTURER PRIOR TO PRODUCTION OF SHOP DRAWINGS. ALL SITE DIMENSIONS TO BE VERIFIED BY CONTRACTOR. FULL JOINERY SHOP DRAWINGS TO BE PROVIDED BY MANUFACTURER FOR C.A APPROVAL. ALL SANITARY ACCESSORIES TO BE SET OUT ON SITE. ALL STONE JUNCTION CORNERS ASSUME MITERED. CONTRACTOR TO SUBMIT SHOP DRAWINGS OF STONE/ TILES CUTS FOR APPROVAL. ALL EXPOSED STONE EDGES TO BE POLISHED. FOR FITTING AN FIXTURES REFER TO SANITARYWARE SCHEDULE/NBS.

REVISION 03

THESE DRAWINGS ARE FOR AESTHETIC DESIGN INFORMATION PURPOSES ONLY & DO NOT CONTAIN ANY INFORMATION FOR CONSTRUCTION, PERMITS OR COMPLIANCE TO BUILDING REGULATIONS. REFER TO DRAWINGS OF EXECUTIVE ARCHITECT OR DESIGN & BUILD CONTRACTOR FOR ALL INFORMATION.

DO NOT SCALE OFF THIS DRAWING. USE FIGURES DIMENSIONS ONLY OR CONSULT THE ARCHITECT. ARCHITECT TO BE INFORMED OF ANY VARIATIONS THAT MAY OCCUR BEFORE COMMENCEMENT OF WORK.



JEAN-LOUIS DENIOT

Architecture - Interior Design - Furnishing
39 rue de Verneuil 75007 Paris
Tel: +33 1 45 44 04 65 - contact@deniot.com

Full shop drawings to be provided by Contractors. Interior designer's approval is required before manufacture and construction for aesthetics purposes.

DGF-08A

New - 4 Panelled

Location

GROUND FLOOR

Sides

A	B
Guest Toilets	Lift Lobby

Opening type and system (TBC by supplier)

Single leaf

Type of setting

Orb

Lockable

YES_Bathroom door lock

Handle mounting height

94 cm

Type of architrave

Side A

Side B

New

New
to match existing

Width

Height

GENERAL COMMENTS

New blocks added on all architraves

For ironmongery finishes, please refer to Belg-JLD-Ironmongery room by room schedule

Key types security system to be confirmed by client or architect

All doors opening above carpet should be trimmed by approx 2cm (precise dimension to be confirmed before manufacture)

All mechanism and their proper functionality are to be ensured by GC.

Project
10 BELGRAVE SQUARE
LONDON UK

2021-7-8

DOOR SCHEDULE

Print
on A1

SCALE: 1 / 10

DGF-08A

DRAWINGS GIVEN AS DESIGN INTENT ONLY, THEY CAN NOT BE CONSIDERED AS CONSTRUCTION DRAWINGS

DIMENSIONS IN THIS DRAWING ARE NOTIONAL ONLY. ALL DIMENSIONS TO BE CHECKED ON SITE. FULL SITE DIMENSIONS TO BE TAKEN BY MANUFACTURER PRIOR TO PRODUCTION OF SHOP DRAWINGS. ALL SITE DIMENSIONS TO BE VERIFIED BY CONTRACTOR. FULL JOINERY SHOP DRAWINGS TO BE PROVIDED BY MANUFACTURER FOR C.A APPROVAL. ALL SANITARY ACCESSORIES TO BE SET OUT ON SITE. ALL STONE JUNCTION CORNERS ASSUME MITERED. CONTRACTOR TO SUBMIT SHOP DRAWINGS OF STONE/TILES CUTS FOR APPROVAL. ALL EXPOSED STONE EDGES TO BE POLISHED. FOR FITTING AN FIXTURES REFER TO SANITARYWARE SCHEDULE/NBS.

REVISION 03

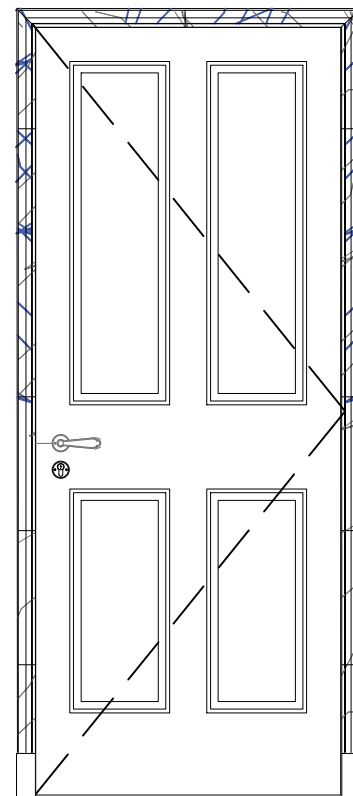
THESE DRAWINGS ARE FOR AESTHETIC DESIGN INFORMATION PURPOSES ONLY & DO NOT CONTAIN ANY INFORMATION FOR CONSTRUCTION, PERMITS OR COMPLIANCE TO BUILDING REGULATIONS. REFER TO DRAWINGS OF EXECUTIVE ARCHITECT OR DESIGN & BUILD CONTRACTOR FOR ALL INFORMATION.

DO NOT SCALE OFF THIS DRAWING. USE FIGURES DIMENSIONS ONLY OR CONSULT THE ARCHITECT. ARCHITECT TO BE INFORMED OF ANY VARIATIONS THAT MAY OCCUR BEFORE COMMENCEMENT OF WORK.

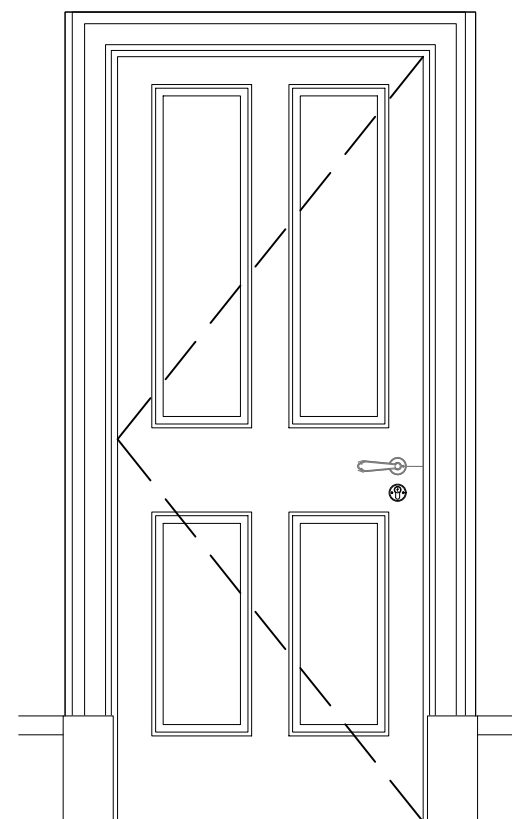


JEAN-LOUIS DENIOT

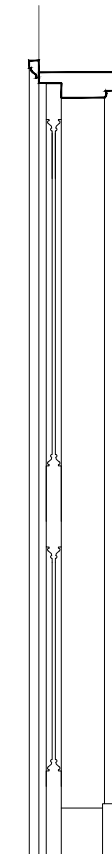
Architecture - Interior Design - Furnishing
39 rue de Verneuil 75007 Paris
Tel: +33 1 45 44 04 65 - contact@deniot.com



Elevation - Side A



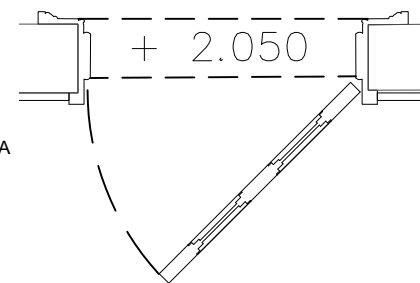
Elevation - Side B



Side A

Side B

Side B



Side A



Full shop drawings to be provided by Contractors. Interior designer's approval is required before manufacture and construction for aesthetics purposes.

DGF-10A

New passage

Location

GROUND FLOOR

Sides

A Kitchen B Conservatory

Opening type and system (TBC by supplier)

No door
Free pass

Type of setting

Lockable

NO

Handle mounting height

-

Type of architrave

Side A	Side B
New	New

Width	Height
-------	--------

Project
10 BELGRAVE SQUARE
LONDON UK

2021-7-8

DOOR SCHEDULE

Print on A1 SCALE: 1 / 10

DGF-10A

DRAWINGS GIVEN AS DESIGN INTENT ONLY, THEY CAN NOT BE CONSIDERED AS CONSTRUCTION DRAWINGS

DIMENSIONS IN THIS DRAWING ARE NOTIONAL ONLY. ALL DIMENSIONS TO BE CHECKED ON SITE. FULL SITE DIMENSIONS TO BE TAKEN BY MANUFACTURER PRIOR TO PRODUCTION OF SHOP DRAWINGS. ALL SITE DIMENSIONS TO BE VERIFIED BY CONTRACTOR. FULL JOINERY SHOP DRAWINGS TO BE PROVIDED BY MANUFACTURER FOR C.A APPROVAL. ALL SANITARY ACCESSORIES TO BE SET OUT ON SITE. ALL STONE JUNCTION CORNERS ASSUME MITERED. CONTRACTOR TO SUBMIT SHOP DRAWINGS OF STONE/ TILES CUTS FOR APPROVAL. ALL EXPOSED STONE EDGES TO BE POLISHED. FOR FITTING AN FIXTURES REFER TO SANITARYWARE SCHEDULE/NBS.

REVISION 03

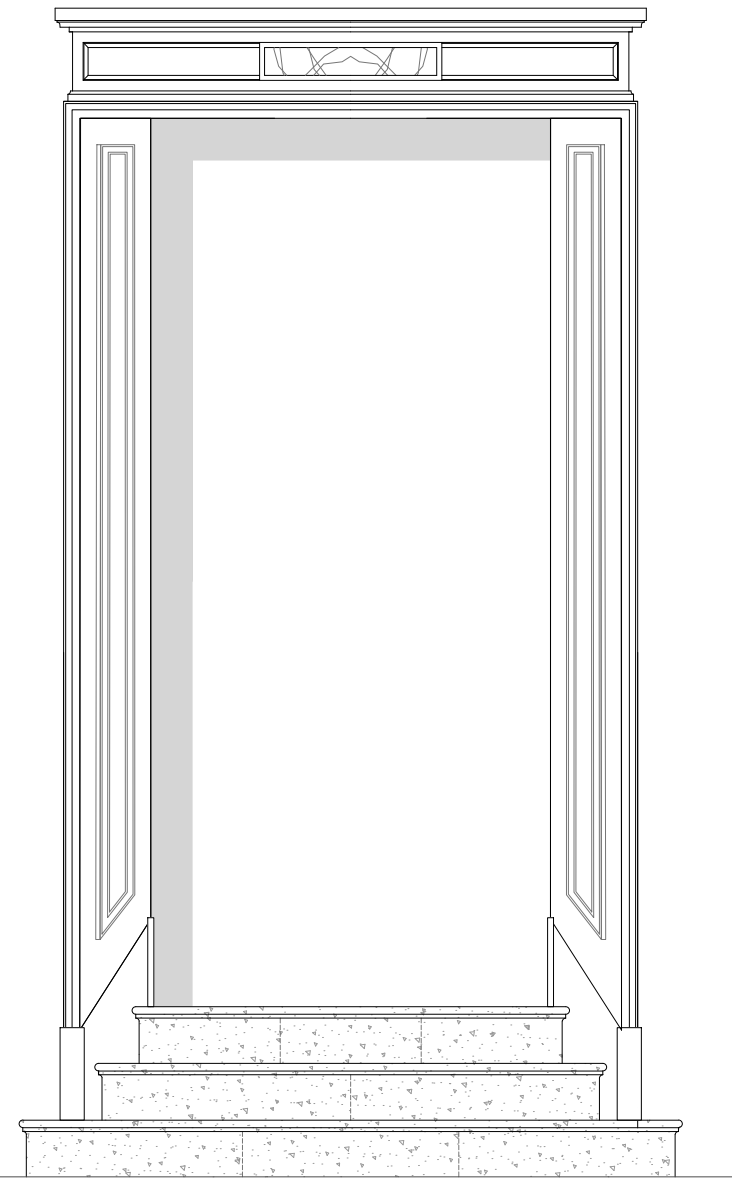
THESE DRAWINGS ARE FOR AESTHETIC DESIGN INFORMATION PURPOSES ONLY & DO NOT CONTAIN ANY INFORMATION FOR CONSTRUCTION, PERMITS OR COMPLIANCE TO BUILDING REGULATIONS. REFER TO DRAWINGS OF EXECUTIVE ARCHITECT OR DESIGN & BUILD CONTRACTOR FOR ALL INFORMATION.

DO NOT SCALE OFF THIS DRAWING. USE FIGURES DIMENSIONS ONLY OR CONSULT THE ARCHITECT. ARCHITECT TO BE INFORMED OF ANY VARIATIONS THAT MAY OCCUR BEFORE COMMENCEMENT OF WORK.

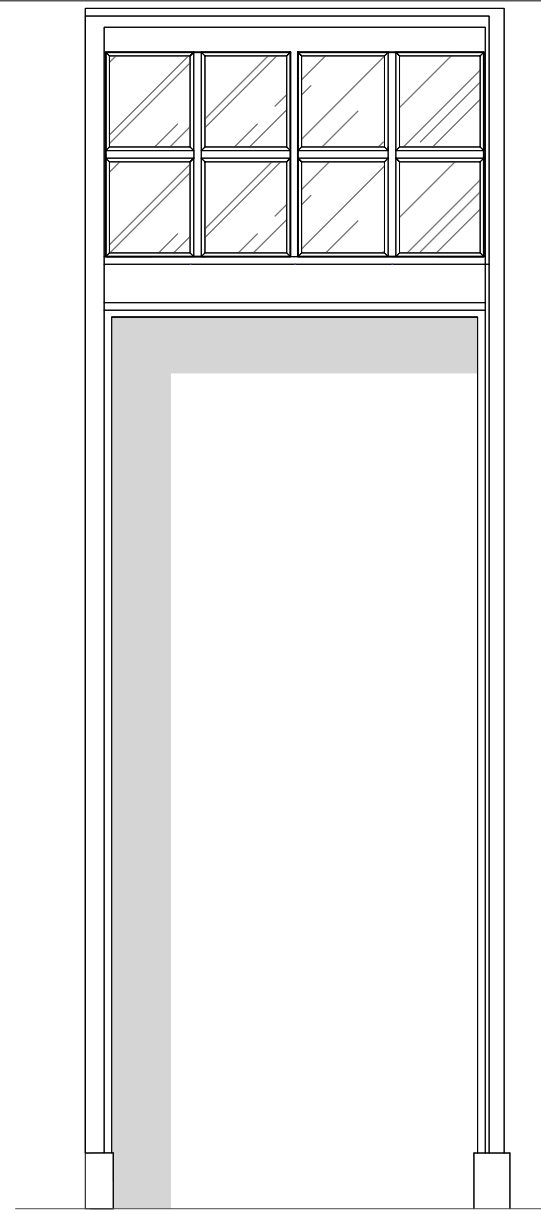


JEAN-LOUIS DENIOT

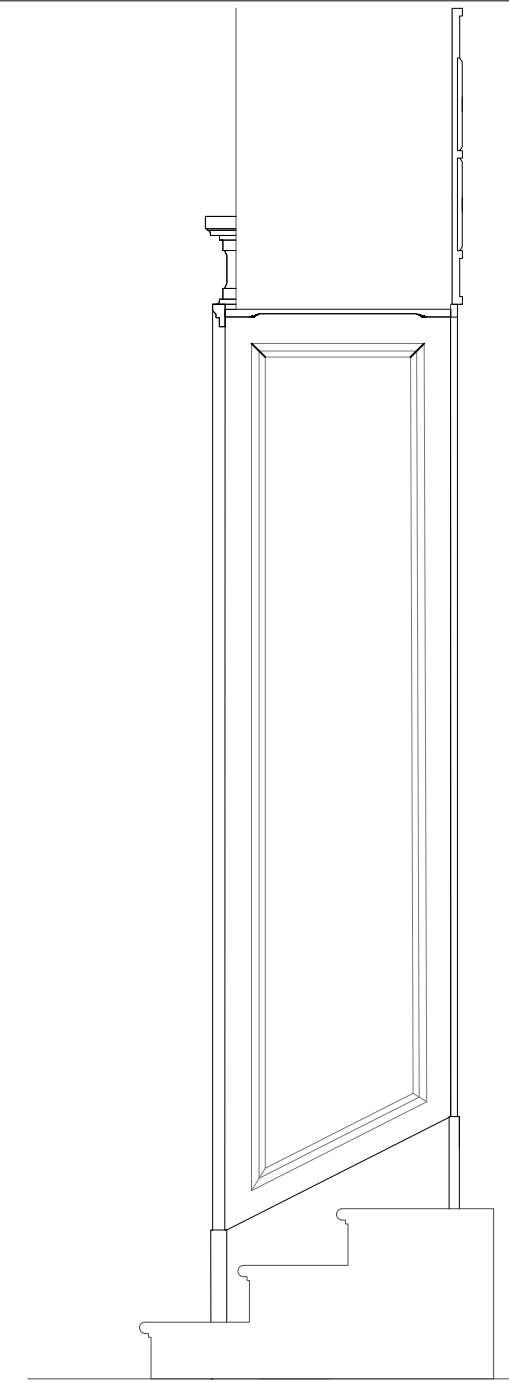
Architecture - Interior Design - Furnishing
39 rue de Verneuil 75007 Paris
Tel: +33 1 45 44 04 65 - contact@deniot.com



Elevation - Side A

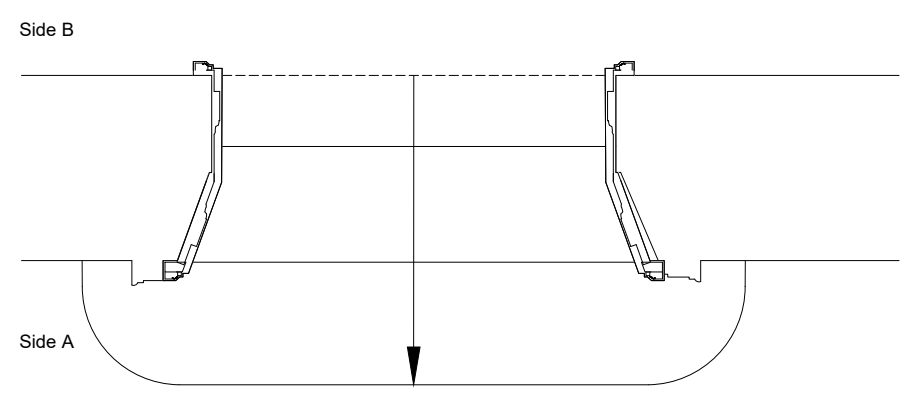


Elevation - Side B



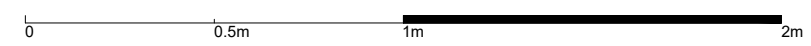
Side A

Side B



Side B

Side A



Full shop drawings to be provided by Contractors. Interior designer's approval is required before manufacture and construction for aesthetics purposes.

GENERAL COMMENTS

New blocks added on all architraves

For ironmongery finishes, please refer to Belg-JLD-Ironmongery room by room schedule

Key types security system to be confirmed by client or architect

All doors opening above carpet should be trimmed by approx 2cm (precise dimension to be confirmed before manufacture)

All mechanism and their proper functionality are to be ensured by GC.

DGF-10B

Location

GROUND FLOOR

Sides

A B
Conservatory Courtyard

Opening type and system (TBC by supplier)

Double Doors
(1 semi fixed panel - 1 openable)
External door
Flush bolt - half lever set

Type of setting

TBC

Lockable

YES_Key entrance

Handle mounting height

105 cm

Type of architrave

Side A	Side B
Part of joinery	New part of joinery

Width	Height
-------	--------

GENERAL COMMENTS

New blocks added on all architraves

For ironmongery finishes , please refer to Belg-JLD-Ironmongery room by room schedule

Key types security systeme to be confirmed by client or architect

All doors opening above carpet should be trimmed by apprex 2cm (precise dimension to be confirmed before manufacture)

All mecanismo and thier preper functionary are to be ensured by GC.

Project
10 BELGRAVE SQUARE
LONDON UK

2021-7-8

DOOR SCHEDULE

Print on A1

SCALE: 1 / 10

DGF-10B



FLUSH BOLT

DRAWINGS GIVEN AS DESIGN INTENT ONLY, THEY CAN NOT BE CONSIDERED AS CONSTRUCTION DRAWINGS

DIMENSIONS IN THIS DRAWING ARE NOTIONAL ONLY. ALL DIMENSIONS TO BE CHECKED ON SITE. FULL SITE DIMENSIONS TO BE TAKEN BY MANUFACTURER PRIOR TO PRODUCTION OF SHOP DRAWINGS. ALL SITE DIMENSIONS TO BE VERIFIED BY CONTRACTOR. FULL JOINERY SHOP DRAWINGS TO BE PROVIDED BY MANUFACTURER FOR C.A APPROVAL. ALL SANITARY ACCESSORIES TO BE SET OUT ON SITE. ALL STONE JUNCTION CORNERS ASSUME MITERED. CONTRACTOR TO SUBMIT SHOP DRAWINGS OF STONE/ TILES CUTS FOR APPROVAL. ALL EXPOSED STONE EDGES TO BE POLISHED. FOR FITTING AN FIXTURES REFER TO SANITARYWARE SCHEDULE/NBS.

REVISION 03


THESE DRAWINGS ARE FOR AESTHETIC DESIGN INFORMATION PURPOSES ONLY & DO NOT CONTAIN ANY INFORMATION FOR CONSTRUCTION, PERMITS OR COMPLIANCE TO BUILDING REGULATIONS. REFER TO DRAWINGS OF EXECUTIVE ARCHITECT OR DESIGN & BUILD CONTRACTOR FOR ALL INFORMATION.

DO NOT SCALE OFF THIS DRAWING. USE FIGURES DIMENSIONS ONLY OR CONSULT THE ARCHITECT. ARCHITECT TO BE INFORMED OF ANY VARIATIONS THAT MAY OCCUR BEFORE COMMENCEMENT OF WORK.



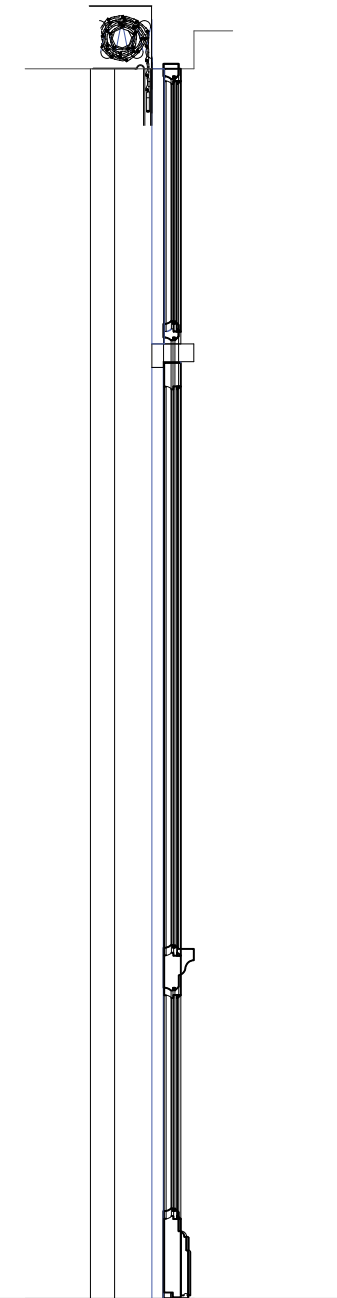
JEAN-LOUIS DENIOT

Architecture - Interior Design - Furnishing
39 rue de Verneuil 75007 Paris
Tel: +33 1 45 44 04 65 - contact@deniot.com



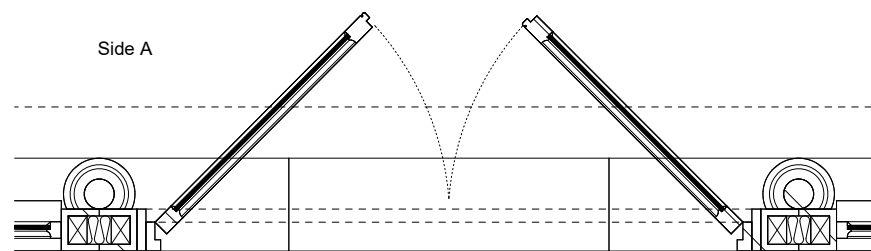
Elevation - Side A & B

FLUSH bolt



Side A

Side B



Side A

Side B

-Details -
please refer to Architect
drawing

0 0.5m 1m 2m

Full shop drawings to be provided by Contractors. Interior designer's approval is required before manufacture and construction for aesthetics purposes.

DGF-11A

New

Location

GROUND FLOOR

Sides

A Family Lounge B Courtyard

Opening type and system (TBC by supplier)

Double doors
(1 semi fixe/ 1 openable)
External door
Flush bolt

Type of setting

Lockable

YES_Key entrance

Handle mounting height

94 cm

Type of architrave

Side A

Side B

New part of joinery

New

Width

Height

GENERAL COMMENTS

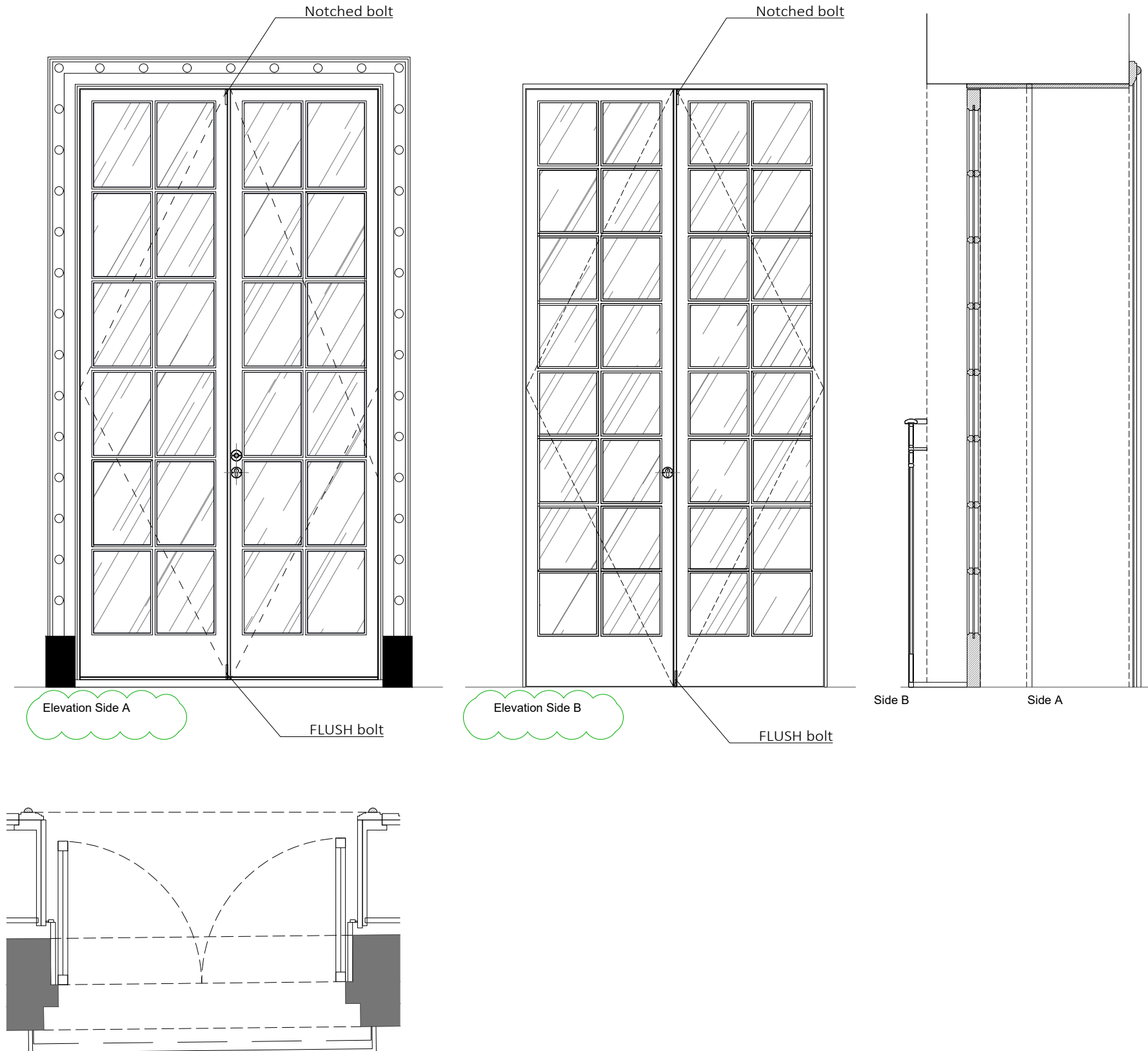
New blocks added on all architraves

For ironmongery finishes, please refer to Belg-JLD-Ironmongery room by room schedule

Key types security system to be confirmed by client or architect

All doors opening above carpet should be trimmed by approx 2cm (precise dimension to be confirmed before manufacture)

All mechanism and their proper functionality are to be ensured by GC.



Project
10 BELGRAVE SQUARE
LONDON UK

2021-7-8

DOOR SCHEDULE

Print on A1

SCALE: 1 / 10

DGF-11A



NOTCHED BOLT

DRAWINGS GIVEN AS DESIGN INTENT ONLY, THEY CAN NOT BE CONSIDERED AS CONSTRUCTION DRAWINGS

DIMENSIONS IN THIS DRAWING ARE NOTIONAL ONLY. ALL DIMENSIONS TO BE CHECKED ON SITE. FULL SITE DIMENSIONS TO BE TAKEN BY MANUFACTURER PRIOR TO PRODUCTION OF SHOP DRAWINGS. ALL SITE DIMENSIONS TO BE VERIFIED BY CONTRACTOR. FULL JOINERY SHOP DRAWINGS TO BE PROVIDED BY MANUFACTURER FOR C.A APPROVAL. ALL SANITARY ACCESSORIES TO BE SET OUT ON SITE. ALL STONE JUNCTION CORNERS ASSUME MITERED. CONTRACTOR TO SUBMIT SHOP DRAWINGS OF STONE/TILES CUTS FOR APPROVAL. ALL EXPOSED STONE EDGES TO BE POLISHED. FOR FITTING AN FIXTURES REFER TO SANITARYWARE SCHEDULE/NBS.

REVISION 03

THESE DRAWINGS ARE FOR AESTHETIC DESIGN INFORMATION PURPOSES ONLY & DO NOT CONTAIN ANY INFORMATION FOR CONSTRUCTION, PERMITS OR COMPLIANCE TO BUILDING REGULATIONS. REFER TO DRAWINGS OF EXECUTIVE ARCHITECT OR DESIGN & BUILD CONTRACTOR FOR ALL INFORMATION.

DO NOT SCALE OFF THIS DRAWING. USE FIGURES DIMENSIONS ONLY OR CONSULT THE ARCHITECT. ARCHITECT TO BE INFORMED OF ANY VARIATIONS THAT MAY OCCUR BEFORE COMMENCEMENT OF WORK.



JEAN-LOUIS DENIOT

Architecture - Interior Design - Furnishing
39 rue de Verneuil 75007 Paris
Tel: +33 1 45 44 04 65 - contact@deniot.com

Full shop drawings to be provided by Contractors. Interior designer's approval is required before manufacture and construction for aesthetics purposes.

0 0.5m 1m 2m

DGF-11B

New

Location

GROUND FLOOR

Sides

A B
Family Lounge Courtyard

Opening type and system (TBC by supplier)

Double doors
(1 semi fixe/ 1 openable)
External door
Flush bolt

Type of setting

Lockable

YES_Key entrance

Handle mounting height

94 cm

Type of architrave

Side A

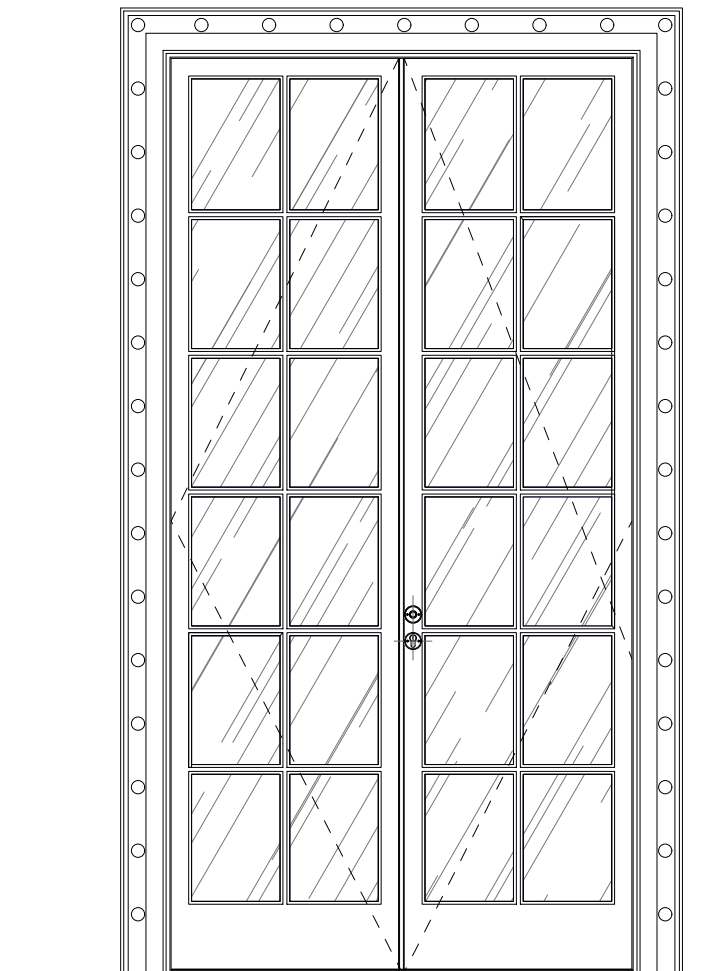
Side B

New part of joinery

New

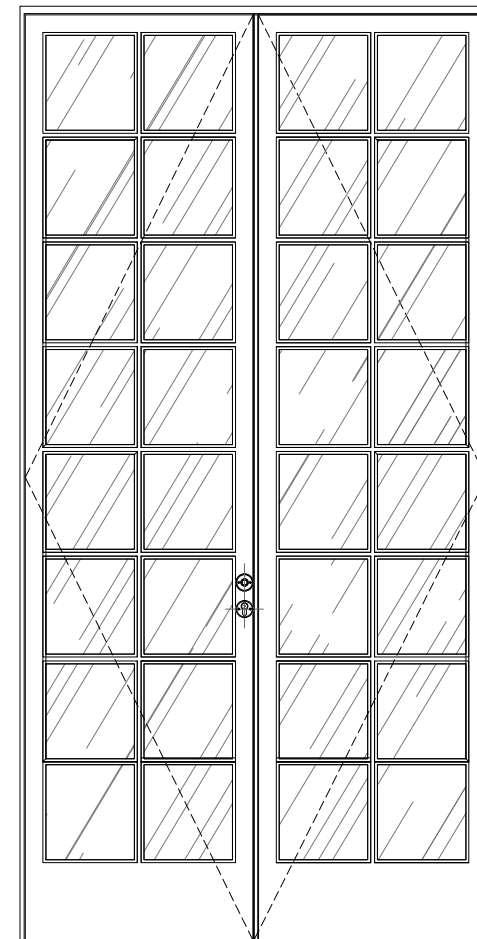
Width

Height



Elevation Side A

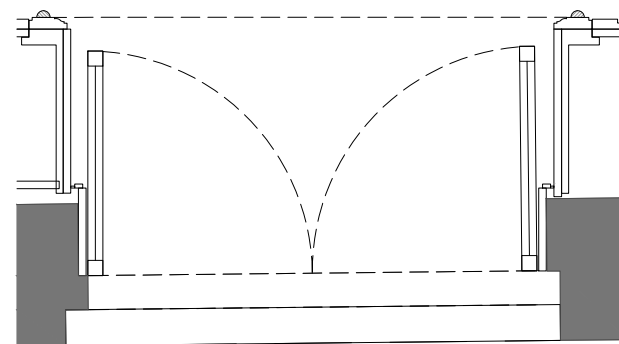
Elevation Side A



Elevation Side B

Side B

Side A



GENERAL COMMENTS

New blocks added on all architraves

For ironmongery finishes, please refer to Belg-JLD-Ironmongery room by room schedule

Key types security system to be confirmed by client or architect

All doors opening above carpet should be trimmed by approx 2cm (precise dimension to be confirmed before manufacture)

All mechanism and their proper functionality are to be ensured by GC.

Project
10 BELGRAVE SQUARE
LONDON UK

2021-7-8

DOOR SCHEDULE

Print
on A1

SCALE: 1 / 10

DGF-11B

DRAWINGS GIVEN AS DESIGN INTENT ONLY, THEY CAN NOT BE CONSIDERED AS CONSTRUCTION DRAWINGS

DIMENSIONS IN THIS DRAWING ARE NOTIONAL ONLY. ALL DIMENSIONS TO BE CHECKED ON SITE. FULL SITE DIMENSIONS TO BE TAKEN BY MANUFACTURER PRIOR TO PRODUCTION OF SHOP DRAWINGS. ALL SITE DIMENSIONS TO BE VERIFIED BY CONTRACTOR. FULL JOINERY SHOP DRAWINGS TO BE PROVIDED BY MANUFACTURER FOR C.A APPROVAL. ALL SANITARY ACCESSORIES TO BE SET OUT ON SITE. ALL STONE JUNCTION CORNERS ASSUME MITERED. CONTRACTOR TO SUBMIT SHOP DRAWINGS OF STONE/ TILES CUTS FOR APPROVAL. ALL EXPOSED STONE EDGES TO BE POLISHED. FOR FITTING AN FIXTURES REFER TO SANITARYWARE SCHEDULE/NBS.

REVISION 03

THESE DRAWINGS ARE FOR AESTHETIC DESIGN INFORMATION PURPOSES ONLY & DO NOT CONTAIN ANY INFORMATION FOR CONSTRUCTION, PERMITS OR COMPLIANCE TO BUILDING REGULATIONS. REFER TO DRAWINGS OF EXECUTIVE ARCHITECT OR DESIGN & BUILD CONTRACTOR FOR ALL INFORMATION.

DO NOT SCALE OFF THIS DRAWING. USE FIGURES DIMENSIONS ONLY OR CONSULT THE ARCHITECT. ARCHITECT TO BE INFORMED OF ANY VARIATIONS THAT MAY OCCUR BEFORE COMMENCEMENT OF WORK.



JEAN-LOUIS DENIOT

Architecture - Interior Design - Furnishing
39 rue de Verneuil 75007 Paris
Tel: +33 1 45 44 04 65 - contact@deniot.com

0 0.5m 1m 2m

Full shop drawings to be provided by Contractors. Interior designer's approval is required before manufacture and construction for aesthetics purposes.

DGF-11C

New

Location

GROUND FLOOR

Sides



Opening type and system (TBC by supplier)

Double doors
(1 semi fixe/ 1 openable)
External door
Flush bolt

Type of setting

Lockable

YES_Key entrance

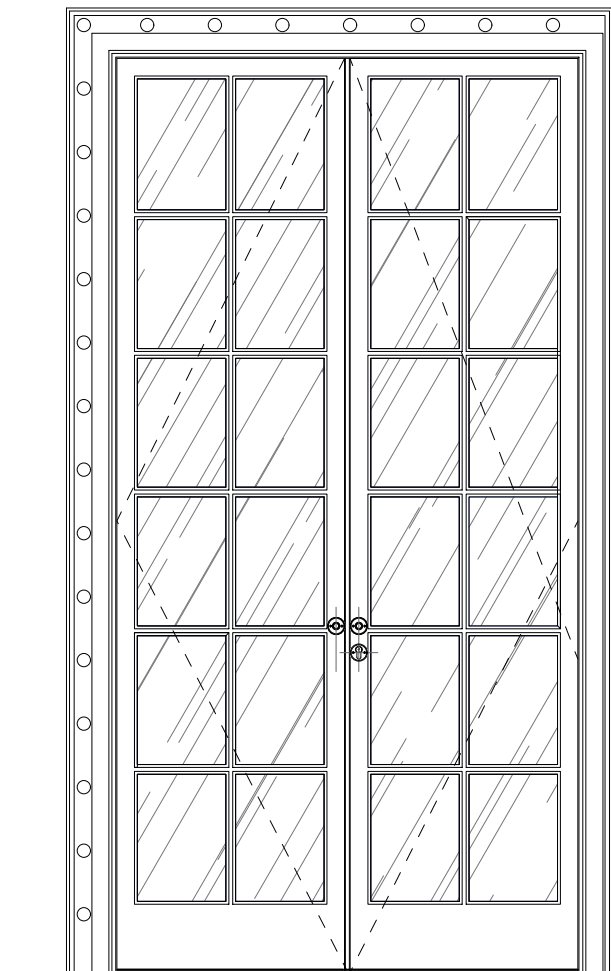
Handle mounting height

94 cm

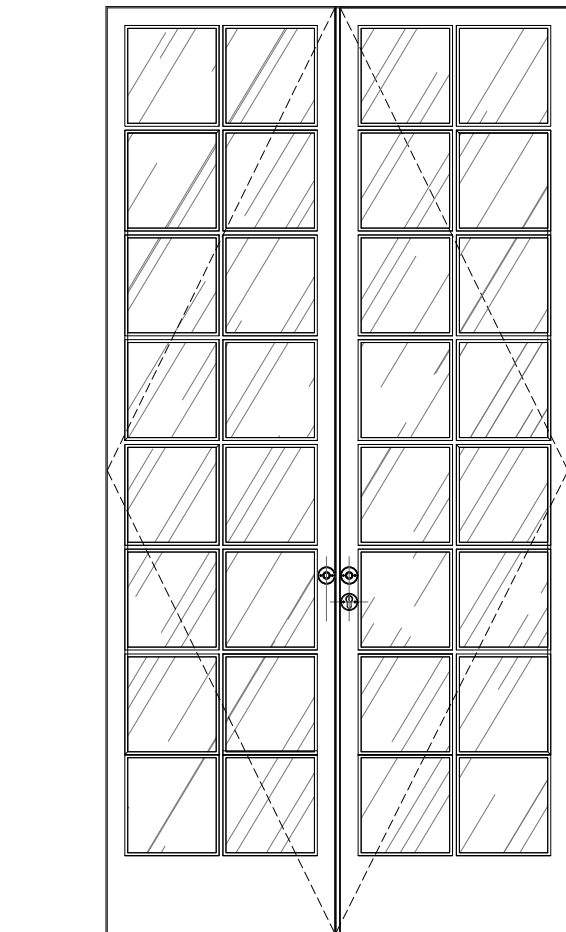
Type of architrave

Side A	Side B
New part of joinery	New

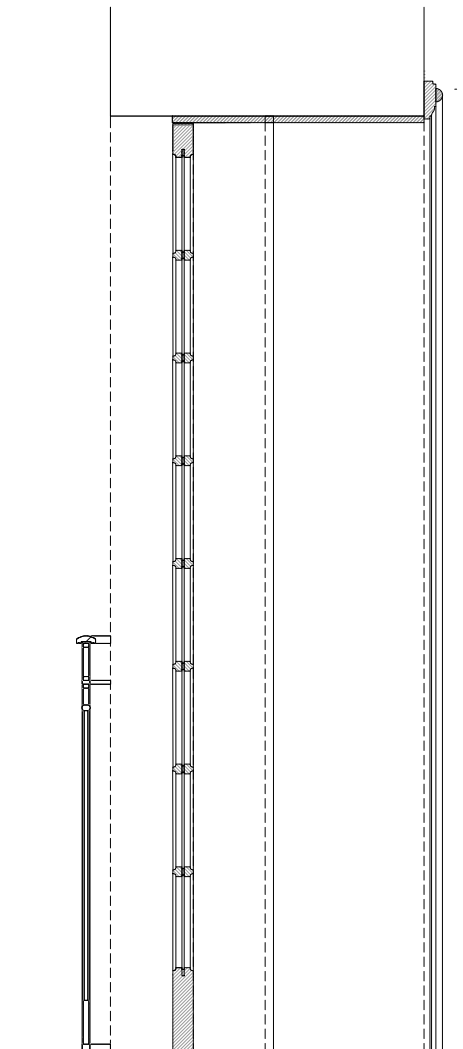
Width	Height
-------	--------



Elevation Side A

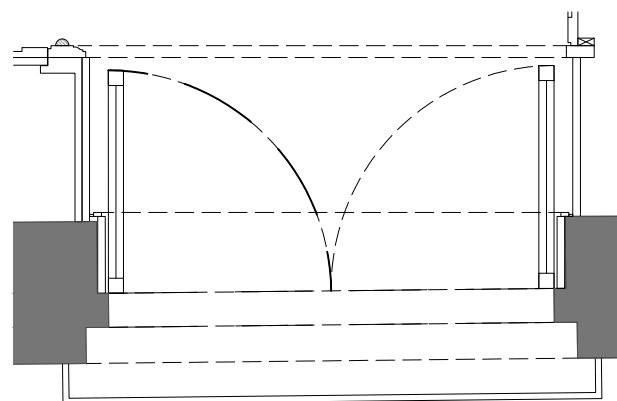


Elevation Side B



Side B

Side A



GENERAL COMMENTS

New blocks added on all architraves

For ironmongery finishes, please refer to Belg-JLD-Ironmongery room by room schedule

Key types security system to be confirmed by client or architect

All doors opening above carpet should be trimmed by approx 2cm (precise dimension to be confirmed before manufacture)

All mechanism and their proper functionality are to be ensured by GC.

Project
10 BELGRAVE SQUARE
LONDON UK

2021-7-8

DOOR SCHEDULE

Print on A1

SCALE: 1 / 10

DGF-11C

DRAWINGS GIVEN AS DESIGN INTENT ONLY, THEY CAN NOT BE CONSIDERED AS CONSTRUCTION DRAWINGS

DIMENSIONS IN THIS DRAWING ARE NOTIONAL ONLY. ALL DIMENSIONS TO BE CHECKED ON SITE. FULL SITE DIMENSIONS TO BE TAKEN BY MANUFACTURER PRIOR TO PRODUCTION OF SHOP DRAWINGS. ALL SITE DIMENSIONS TO BE VERIFIED BY CONTRACTOR. FULL JOINERY SHOP DRAWINGS TO BE PROVIDED BY MANUFACTURER FOR C.A APPROVAL. ALL SANITARY ACCESSORIES TO BE SET OUT ON SITE. ALL STONE JUNCTION CORNERS ASSUME MITERED. CONTRACTOR TO SUBMIT SHOP DRAWINGS OF STONE/TILES CUTS FOR APPROVAL. ALL EXPOSED STONE EDGES TO BE POLISHED. FOR FITTING AN FIXTURES REFER TO SANITARYWARE SCHEDULE/NBS.

REVISION 03

THESE DRAWINGS ARE FOR AESTHETIC DESIGN INFORMATION PURPOSES ONLY & DO NOT CONTAIN ANY INFORMATION FOR CONSTRUCTION, PERMITS OR COMPLIANCE TO BUILDING REGULATIONS. REFER TO DRAWINGS OF EXECUTIVE ARCHITECT OR DESIGN & BUILD CONTRACTOR FOR ALL INFORMATION.

DO NOT SCALE OFF THIS DRAWING. USE FIGURES DIMENSIONS ONLY OR CONSULT THE ARCHITECT. ARCHITECT TO BE INFORMED OF ANY VARIATIONS THAT MAY OCCUR BEFORE COMMENCEMENT OF WORK.



JEAN-LOUIS DENIOT

Architecture - Interior Design - Furnishing
39 rue de Verneuil 75007 Paris
Tel: +33 1 45 44 04 65 - contact@deniot.com

0 0.5m 1m 2m

Full shop drawings to be provided by Contractors. Interior designer's approval is required before manufacture and construction for aesthetics purposes.

DGF-12A

New

Location

GROUND FLOOR

Sides

A	B
Playroom	Family Lounge

Opening type and system (TBC by supplier)

Double door
Flush bolt - half lever set -
Movable recessed door handle (side A)
2 buttons on side B

Type of setting

Orb

Lockable

NO

Handle mounting height

95 cm

Type of architrave

Side A	Side B
New	New

Width	Height
-------	--------

Project
10 BELGRAVE SQUARE
LONDON UK

2021-7-8

DOOR SCHEDULE

Print on A1 SCALE: 1 / 10

DGF-12A

DRAWINGS GIVEN AS DESIGN INTENT ONLY, THEY CAN NOT BE CONSIDERED AS CONSTRUCTION DRAWINGS

DIMENSIONS IN THIS DRAWING ARE NOTIONAL ONLY. ALL DIMENSIONS TO BE CHECKED ON SITE. FULL SITE DIMENSIONS TO BE TAKEN BY MANUFACTURER PRIOR TO PRODUCTION OF SHOP DRAWINGS. ALL SITE DIMENSIONS TO BE VERIFIED BY CONTRACTOR. FULL JOINERY SHOP DRAWINGS TO BE PROVIDED BY MANUFACTURER FOR C.A APPROVAL. ALL SANITARY ACCESSORIES TO BE SET OUT ON SITE. ALL STONE JUNCTION CORNERS ASSUME MITERED. CONTRACTOR TO SUBMIT SHOP DRAWINGS OF STONE/ TILES CUTS FOR APPROVAL. ALL EXPOSED STONE EDGES TO BE POLISHED. FOR FITTING AN FIXTURES REFER TO SANITARYWARE SCHEDULE/NBS.

REVISION 03

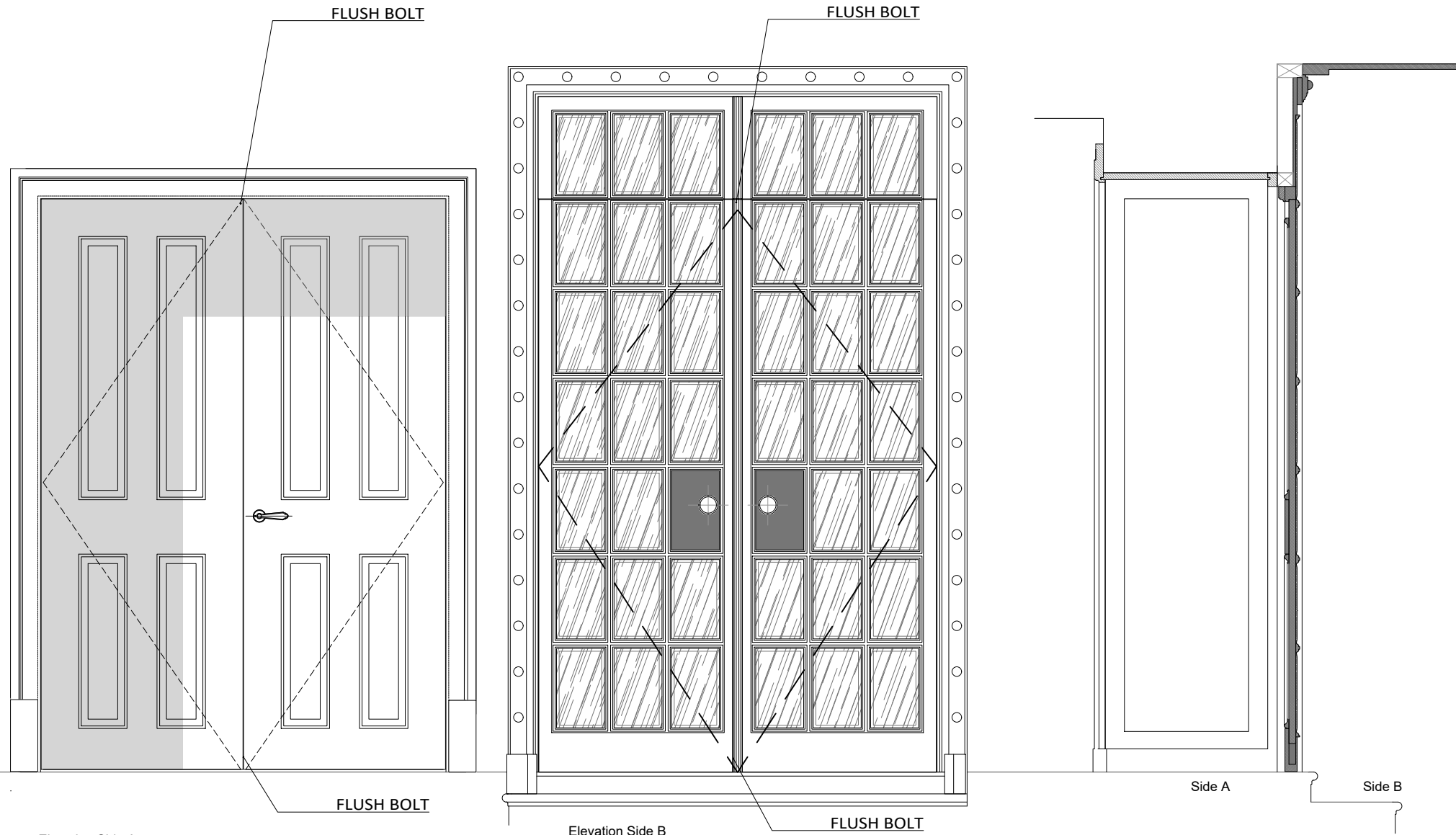
THESE DRAWINGS ARE FOR AESTHETIC DESIGN INFORMATION PURPOSES ONLY & DO NOT CONTAIN ANY INFORMATION FOR CONSTRUCTION, PERMITS OR COMPLIANCE TO BUILDING REGULATIONS. REFER TO DRAWINGS OF EXECUTIVE ARCHITECT OR DESIGN & BUILD CONTRACTOR FOR ALL INFORMATION.

DO NOT SCALE OFF THIS DRAWING. USE FIGURES DIMENSIONS ONLY OR CONSULT THE ARCHITECT. ARCHITECT TO BE INFORMED OF ANY VARIATIONS THAT MAY OCCUR BEFORE COMMENCEMENT OF WORK.



JEAN-LOUIS DENIOT

Architecture - Interior Design - Furnishing
39 rue de Verneuil 75007 Paris
Tel: +33 1 45 44 04 65 - contact@deniot.com

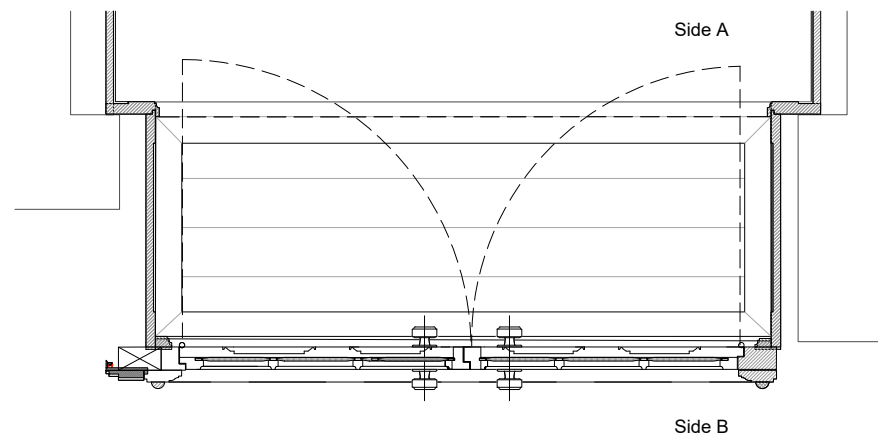


Elevation Side A

Elevation Side B

Side A

Side B



Side B

0 0.5m 1m 2m

GENERAL COMMENTS

New blocks added on all architraves

For ironmongery finishes, please refer to Belg-JLD-Ironmongery room by room schedule

Key types security system to be confirmed by client or architect

All doors opening above carpet should be trimmed by approx 2cm (precise dimension to be confirmed before manufacture)

All mechanism and their proper functionality are to be ensured by GC.

Full shop drawings to be provided by Contractors. Interior designer's approval is required before manufacture and construction for aesthetics purposes.

DGF-13A

New or Existing

Location

GROUND FLOOR

Sides

A	B
Staircase Lobby	Staff Bedroom 1

Opening type and system (TBC by supplier)

Single leaf

Type of setting

Standard

Lockable

YES_Bathroom door lock

Handle mounting height

94 cm

Type of architrave

Side A

Side B

New to match existing

New to match existing

Width

Height

GENERAL COMMENTS

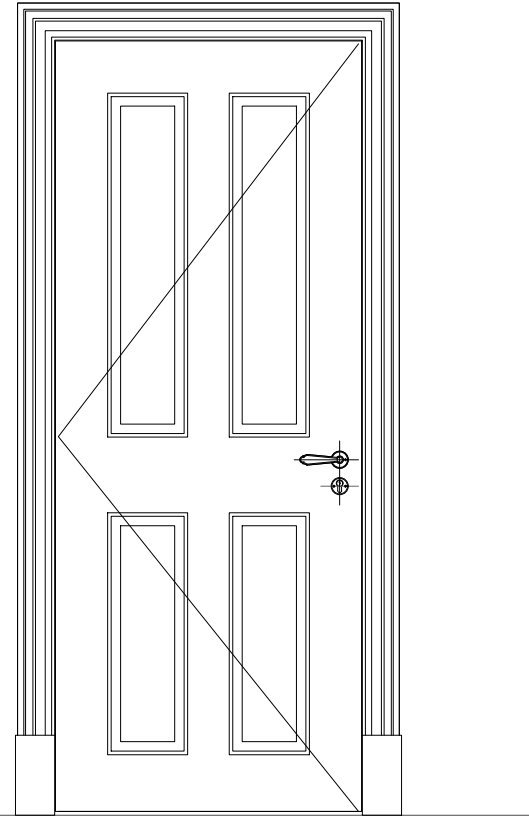
New blocks added on all architraves

For ironmongery finishes, please refer to Belg-JLD-Ironmongery room by room schedule

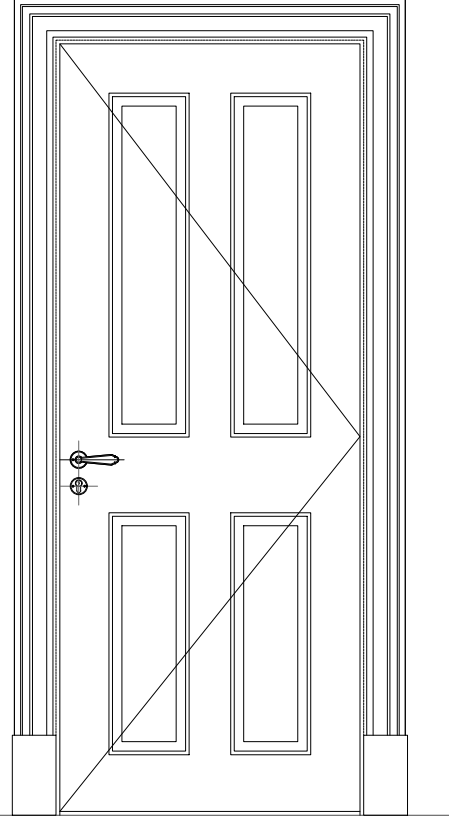
Key types security system to be confirmed by client or architect

All doors opening above carpet should be trimmed by approx 2cm (precise dimension to be confirmed before manufacture)

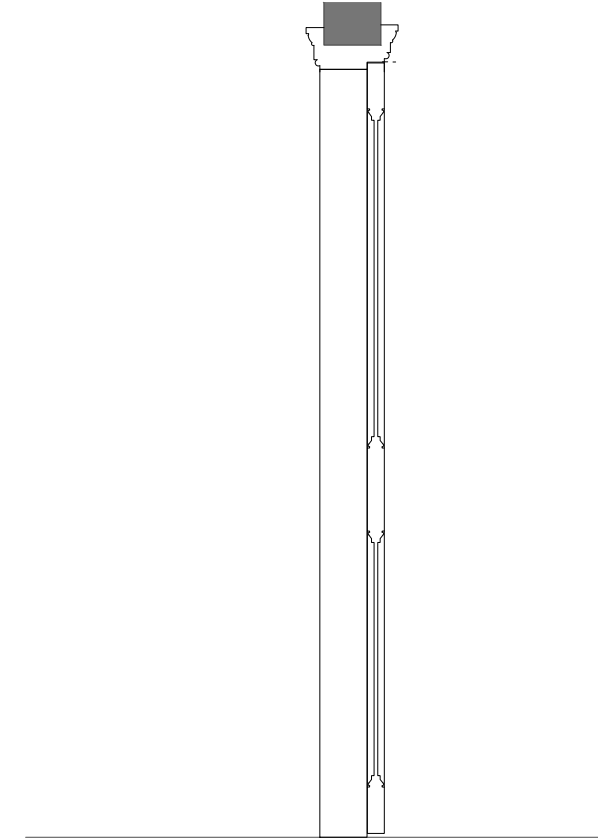
All mechanism and their proper functionality are to be ensured by GC.



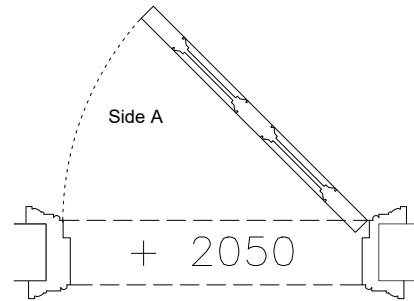
Elevation - Side A




Elevation - Side B



Side B Side A



Side B



Project
10 BELGRAVE SQUARE
LONDON UK

2021-7-8

DOOR SCHEDULE

Print on A1

SCALE: 1 / 10

DGF-13A

DRAWINGS GIVEN AS DESIGN INTENT ONLY, THEY CAN NOT BE CONSIDERED AS CONSTRUCTION DRAWINGS

DIMENSIONS IN THIS DRAWING ARE NOTIONAL ONLY. ALL DIMENSIONS TO BE CHECKED ON SITE. FULL SITE DIMENSIONS TO BE TAKEN BY MANUFACTURER PRIOR TO PRODUCTION OF SHOP DRAWINGS. ALL SITE DIMENSIONS TO BE VERIFIED BY CONTRACTOR. FULL JOINERY SHOP DRAWINGS TO BE PROVIDED BY MANUFACTURER FOR C.A APPROVAL. ALL SANITARY ACCESSORIES TO BE SET OUT ON SITE. ALL STONE JUNCTION CORNERS ASSUME MITERED. CONTRACTOR TO SUBMIT SHOP DRAWINGS OF STONE/TILES CUTS FOR APPROVAL. ALL EXPOSED STONE EDGES TO BE POLISHED. FOR FITTING AN FIXTURES REFER TO SANITARYWARE SCHEDULE/NBS.

REVISION 03

THESE DRAWINGS ARE FOR AESTHETIC DESIGN INFORMATION PURPOSES ONLY & DO NOT CONTAIN ANY INFORMATION FOR CONSTRUCTION, PERMITS OR COMPLIANCE TO BUILDING REGULATIONS. REFER TO DRAWINGS OF EXECUTIVE ARCHITECT OR DESIGN & BUILD CONTRACTOR FOR ALL INFORMATION.

DO NOT SCALE OFF THIS DRAWING. USE FIGURES DIMENSIONS ONLY OR CONSULT THE ARCHITECT. ARCHITECT TO BE INFORMED OF ANY VARIATIONS THAT MAY OCCUR BEFORE COMMENCEMENT OF WORK.



JEAN-LOUIS DENIOT

Architecture - Interior Design - Furnishing
39 rue de Verneuil 75007 Paris
Tel: +33 1 45 44 04 65 - contact@deniot.com

Full shop drawings to be provided by Contractors. Interior designer's approval is required before manufacture and construction for aesthetics purposes.

DGF-14A

New

Location

GROUND FLOOR

Sides

A	B
Staff Bedroom 1	Staff Ensuite 1

Opening type and system (TBC by supplier)

Single leaf

Type of setting

Sliding door

Lockable

YES_Bathroom door lock

Handle mounting height

94 cm

Type of architrave

Side A	Side B
New to match existing	New to match existing

Width	Height
-------	--------

GENERAL COMMENTS

New blocks added on all architraves

For ironmongery finishes, please refer to Belg-JLD-Ironmongery room by room schedule

Key types security system to be confirmed by client or architect

All doors opening above carpet should be trimmed by approx 2cm (precise dimension to be confirmed before manufacture)

All mechanism and their proper functionality are to be ensured by GC.

Project
10 BELGRAVE SQUARE
LONDON UK

2021-7-8

DOOR SCHEDULE

Print on A1 SCALE: 1 / 10

DGF-14A

DRAWINGS GIVEN AS DESIGN INTENT ONLY, THEY CAN NOT BE CONSIDERED AS CONSTRUCTION DRAWINGS

DIMENSIONS IN THIS DRAWING ARE NOTIONAL ONLY. ALL DIMENSIONS TO BE CHECKED ON SITE. FULL SITE DIMENSIONS TO BE TAKEN BY MANUFACTURER PRIOR TO PRODUCTION OF SHOP DRAWINGS. ALL SITE DIMENSIONS TO BE VERIFIED BY CONTRACTOR. FULL JOINERY SHOP DRAWINGS TO BE PROVIDED BY MANUFACTURER FOR C.A APPROVAL. ALL SANITARY ACCESSORIES TO BE SET OUT ON SITE. ALL STONE JUNCTION CORNERS ASSUME MITERED. CONTRACTOR TO SUBMIT SHOP DRAWINGS OF STONE/TILES CUTS FOR APPROVAL. ALL EXPOSED STONE EDGES TO BE POLISHED. FOR FITTING AN FIXTURES REFER TO SANITARYWARE SCHEDULE/NBS.

REVISION 03


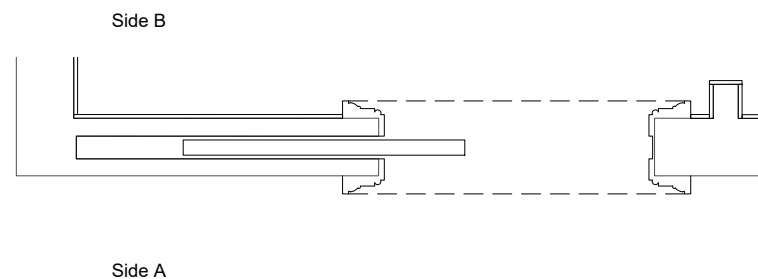
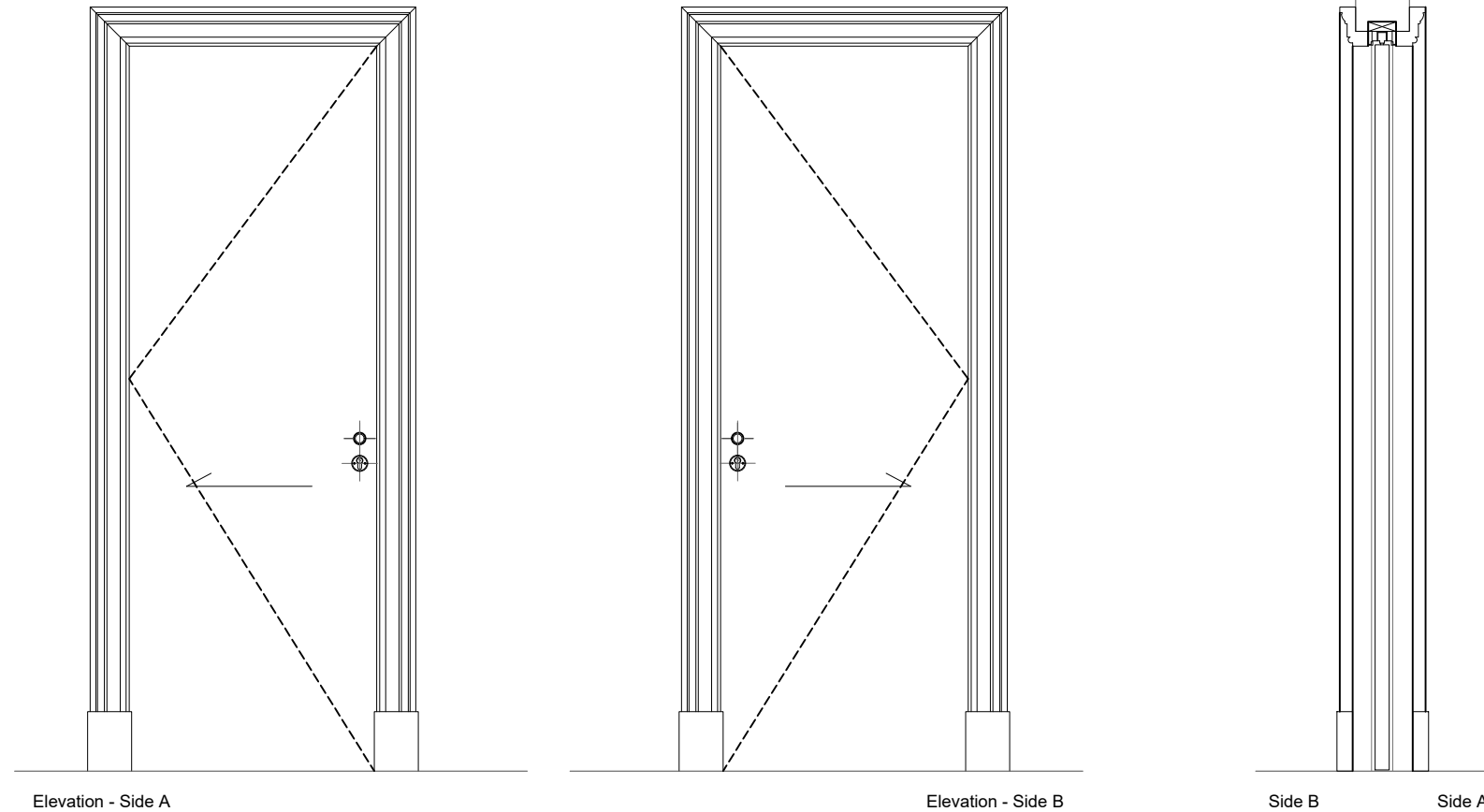
THESE DRAWINGS ARE FOR AESTHETIC DESIGN INFORMATION PURPOSES ONLY & DO NOT CONTAIN ANY INFORMATION FOR CONSTRUCTION, PERMITS OR COMPLIANCE TO BUILDING REGULATIONS. REFER TO DRAWINGS OF EXECUTIVE ARCHITECT OR DESIGN & BUILD CONTRACTOR FOR ALL INFORMATION.

DO NOT SCALE OFF THIS DRAWING. USE FIGURES DIMENSIONS ONLY OR CONSULT THE ARCHITECT. ARCHITECT TO BE INFORMED OF ANY VARIATIONS THAT MAY OCCUR BEFORE COMMENCEMENT OF WORK.



JEAN-LOUIS DENIOT

Architecture - Interior Design - Furnishing
39 rue de Verneuil 75007 Paris
Tel: +33 1 45 44 04 65 - contact@deniot.com



Full shop drawings to be provided by Contractors. Interior designer's approval is required before manufacture and construction for aesthetics purposes.

DGF-15A

New or Existing

Location

GROUND FLOOR

Sides

A B
Staff Bedroom 2 Staircase Lobby

Opening type and system (TBC by supplier)

Single leaf

Type of setting

Standard

Lockable

YES_Bathroom door lock

Handle mounting height

94 cm

Type of architrave

Side A Side B
New to match existing New to match existing

Width Height

GENERAL COMMENTS

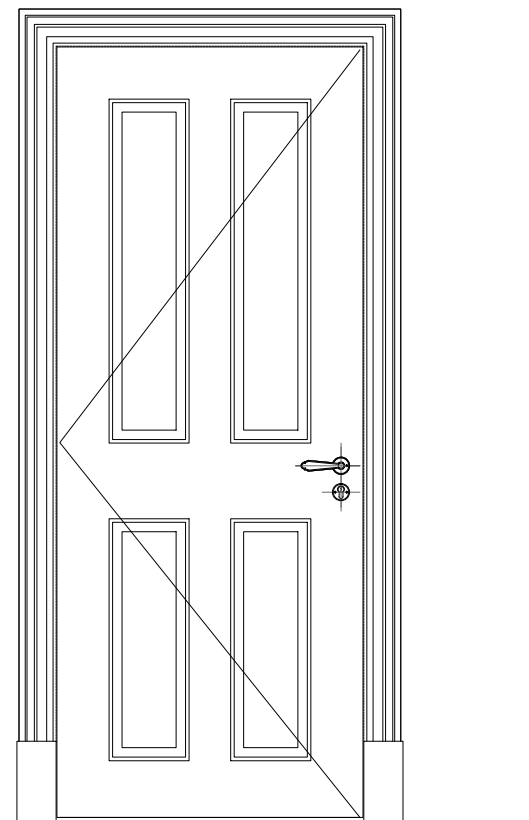
New blocks added on all architraves

For ironmongery finishes, please refer to Belg-JLD-Ironmongery room by room schedule

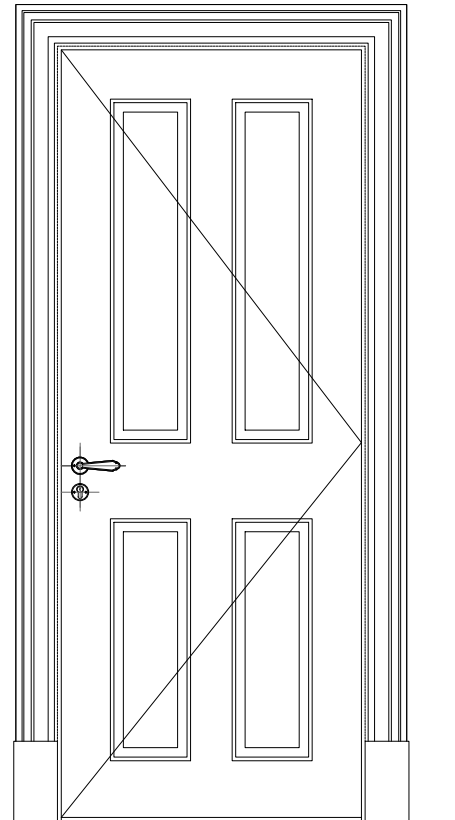
Key types security system to be confirmed by client or architect

All doors opening above carpet should be trimmed by approx 2cm (precise dimension to be confirmed before manufacture)

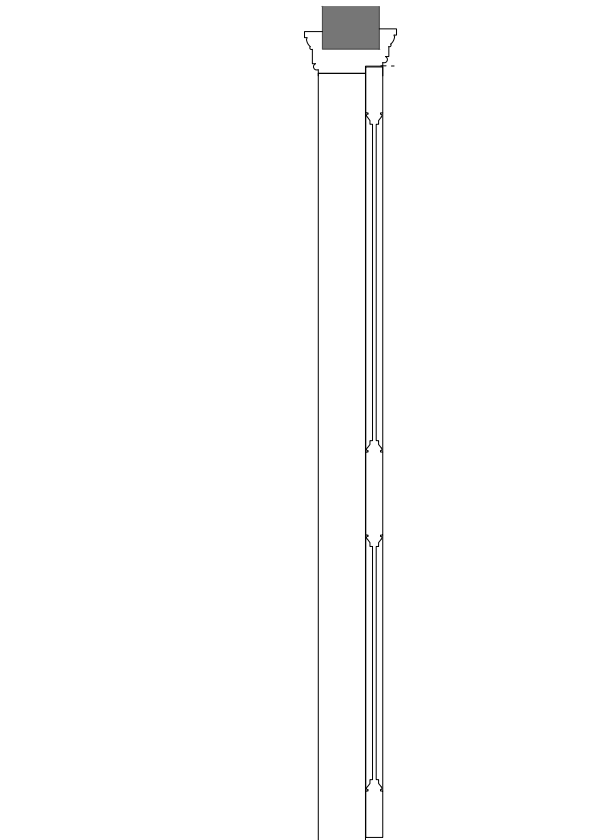
All mechanism and their proper functionality are to be ensured by GC.



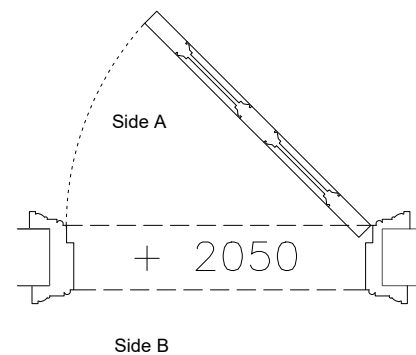
Elevation - Side A



Elevation - Side B



Side B Side A



Project
10 BELGRAVE SQUARE
LONDON UK

2021-7-8

DOOR SCHEDULE

Print on A1

SCALE: 1 / 10

DGF-15A

DRAWINGS GIVEN AS DESIGN INTENT ONLY, THEY CAN NOT BE CONSIDERED AS CONSTRUCTION DRAWINGS

DIMENSIONS IN THIS DRAWING ARE NOTIONAL ONLY. ALL DIMENSIONS TO BE CHECKED ON SITE. FULL SITE DIMENSIONS TO BE TAKEN BY MANUFACTURER PRIOR TO PRODUCTION OF SHOP DRAWINGS. ALL SITE DIMENSIONS TO BE VERIFIED BY CONTRACTOR. FULL JOINERY SHOP DRAWINGS TO BE PROVIDED BY MANUFACTURER FOR C.A APPROVAL. ALL SANITARY ACCESSORIES TO BE SET OUT ON SITE. CONTRACTOR TO SUBMIT SHOP DRAWINGS OF STONE/ TILES CUTS FOR APPROVAL. ALL EXPOSED STONE EDGES TO BE POLISHED. FOR FITTING AN FIXTURES REFER TO SANITARYWARE SCHEDULE/NBS.

REVISION 03

THESE DRAWINGS ARE FOR AESTHETIC DESIGN INFORMATION PURPOSES ONLY & DO NOT CONTAIN ANY INFORMATION FOR CONSTRUCTION, PERMITS OR COMPLIANCE TO BUILDING REGULATIONS. REFER TO DRAWINGS OF EXECUTIVE ARCHITECT OR DESIGN & BUILD CONTRACTOR FOR ALL INFORMATION.

DO NOT SCALE OFF THIS DRAWING. USE FIGURES DIMENSIONS ONLY OR CONSULT THE ARCHITECT. ARCHITECT TO BE INFORMED OF ANY VARIATIONS THAT MAY OCCUR BEFORE COMMENCEMENT OF WORK.



JEAN-LOUIS DENIOT

Architecture - Interior Design - Furnishing
39 rue de Verneuil 75007 Paris
Tel: +33 1 45 44 04 65 - contact@deniot.com

Full shop drawings to be provided by Contractors. Interior designer's approval is required before manufacture and construction for aesthetics purposes.

DGF-16A

New

Location

GROUND FLOOR

Sides

A Staff Bedroom 2 B Staff Ensuite 2

Opening type and system (TBC by supplier)

Single leaf

Type of setting

Standard

Lockable

YES/ Bathroom Door lock

Handle mounting height

95 cm

Type of architrave

Side A

Side B

New to match existing

New

Width

Height

GENERAL COMMENTS

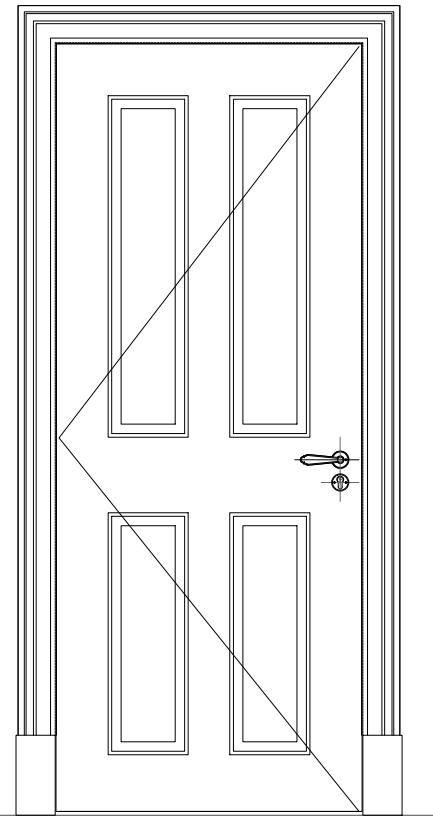
New blocks added on all architraves

For ironmongery finishes, please refer to Belg-JLD-Ironmongery room by room schedule

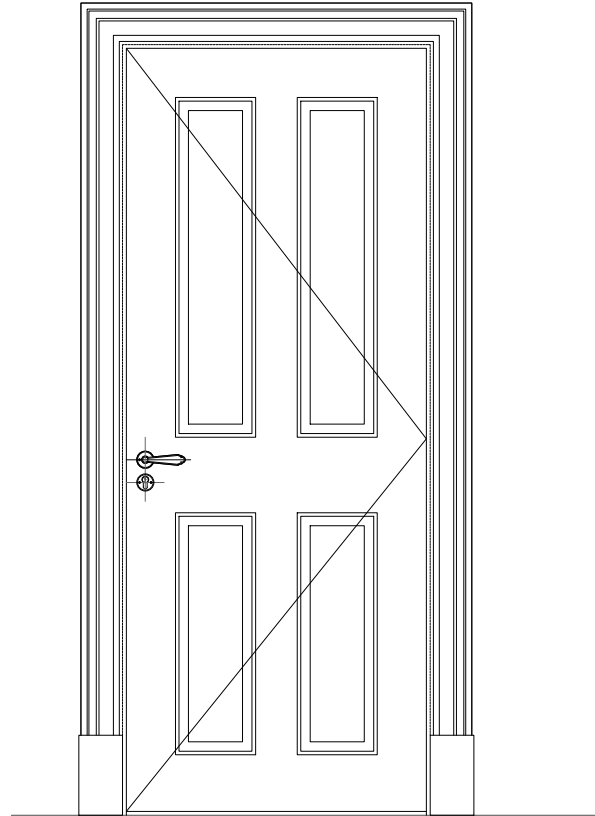
Key types security system to be confirmed by client or architect

All doors opening above carpet should be trimmed by approx 2cm (precise dimension to be confirmed before manufacture)

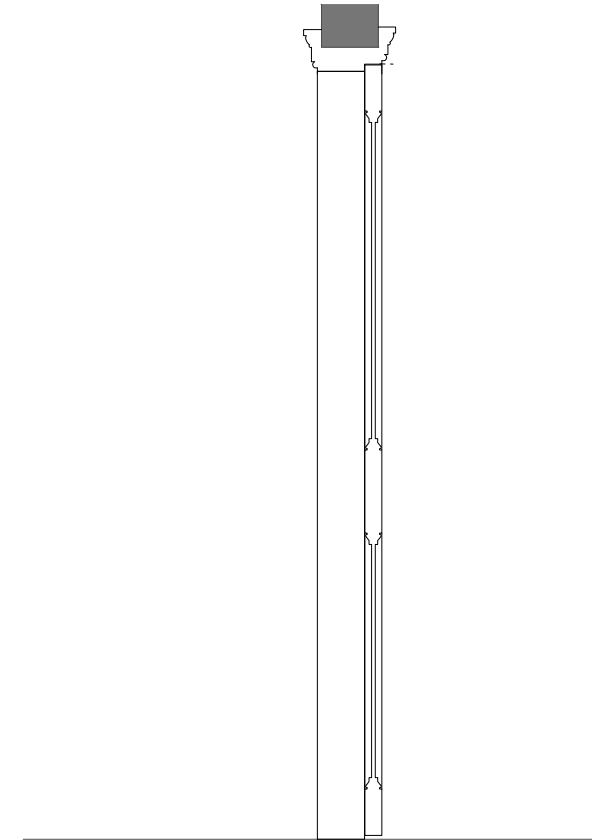
All mechanism and their proper functionality are to be ensured by GC.



Elevation - Side A

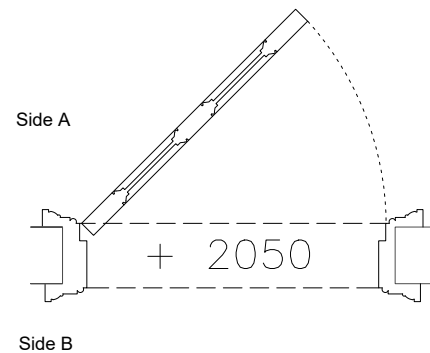


Elevation - Side B




Side B

Side A



Side A

Side B



Project
10 BELGRAVE SQUARE
LONDON UK

2021-7-8

DOOR SCHEDULE

Print on A1

SCALE: 1 / 10

DGF-16A

DRAWINGS GIVEN AS DESIGN INTENT ONLY, THEY CAN NOT BE CONSIDERED AS CONSTRUCTION DRAWINGS

DIMENSIONS IN THIS DRAWING ARE NOTIONAL ONLY. ALL DIMENSIONS TO BE CHECKED ON SITE. FULL SITE DIMENSIONS TO BE TAKEN BY MANUFACTURER PRIOR TO PRODUCTION OF SHOP DRAWINGS. ALL SITE DIMENSIONS TO BE VERIFIED BY CONTRACTOR. FULL JOINERY SHOP DRAWINGS TO BE PROVIDED BY MANUFACTURER FOR C.A APPROVAL. ALL SANITARY ACCESSORIES TO BE SET OUT ON SITE. ALL STONE JUNCTION CORNERS ASSUME MITERED. CONTRACTOR TO SUBMIT SHOP DRAWINGS OF STONE/ TILES CUTS FOR APPROVAL. ALL EXPOSED STONE EDGES TO BE POLISHED. FOR FITTING AN FIXTURES REFER TO SANITARYWARE SCHEDULE/NBS.

REVISION 03

THESE DRAWINGS ARE FOR AESTHETIC DESIGN INFORMATION PURPOSES ONLY & DO NOT CONTAIN ANY INFORMATION FOR CONSTRUCTION, PERMITS OR COMPLIANCE TO BUILDING REGULATIONS. REFER TO DRAWINGS OF EXECUTIVE ARCHITECT OR DESIGN & BUILD CONTRACTOR FOR ALL INFORMATION.

DO NOT SCALE OFF THIS DRAWING. USE FIGURES DIMENSIONS ONLY OR CONSULT THE ARCHITECT. ARCHITECT TO BE INFORMED OF ANY VARIATIONS THAT MAY OCCUR BEFORE COMMENCEMENT OF WORK.



JEAN-LOUIS DENIOT

Architecture - Interior Design - Furnishing
39 rue de Verneuil 75007 Paris
Tel: +33 1 45 44 04 65 - contact@deniot.com

Full shop drawings to be provided by Contractors. Interior designer's approval is required before manufacture and construction for aesthetics purposes.

FD1F-01A

New - 6 panelled

Location

FIRST FLOOR

Sides

A	B
Main Hall	Technical Room

Opening type and system (TBC by supplier)

Single leaf
Technical door

Type of setting

Concealed

Lockable

YES/ Technical door lock

Handle mounting height

94 cm

Type of architrave

Side A	Side B
New to match existing	-

Width	Height
-------	--------

GENERAL COMMENTS

New blocks added on all architraves

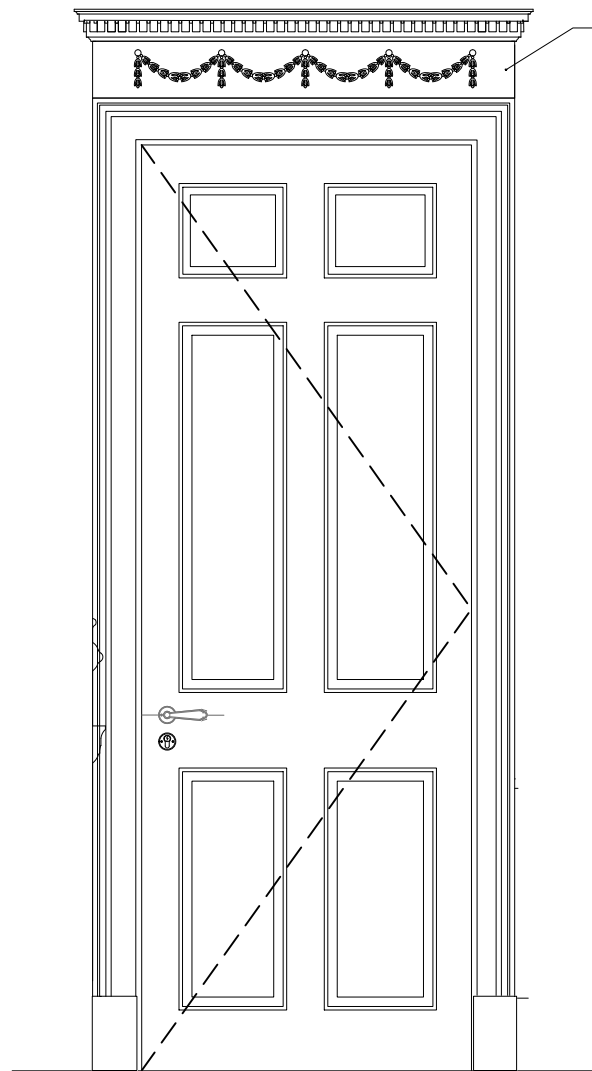
For ironmongery finishes, please refer to Belg-JLD-Ironmongery room by room schedule

Key types security system to be confirmed by client or architect

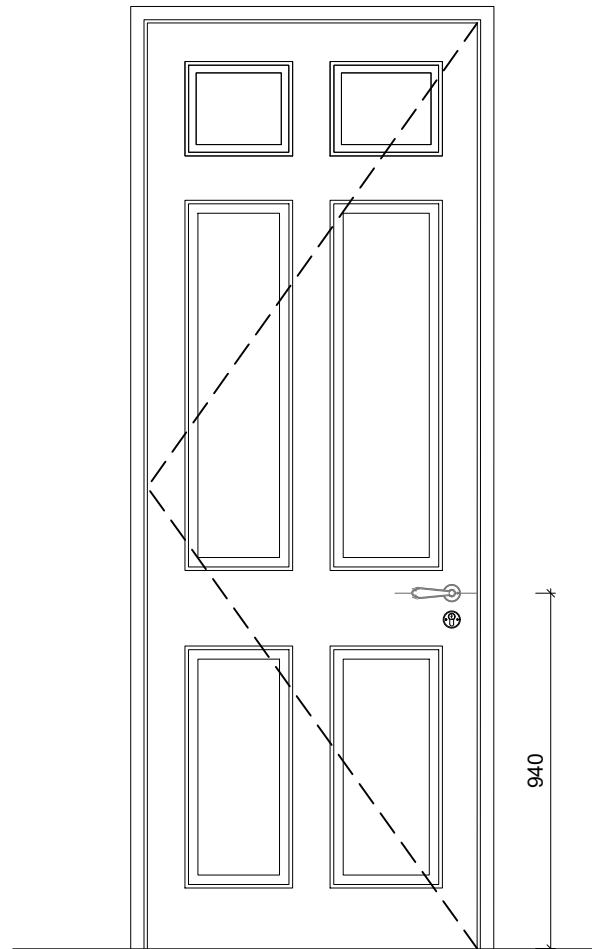
All doors opening above carpet should be trimmed by approx 2cm (precise dimension to be confirmed before manufacture)

All mechanism and their proper functionality are to be ensured by GC.

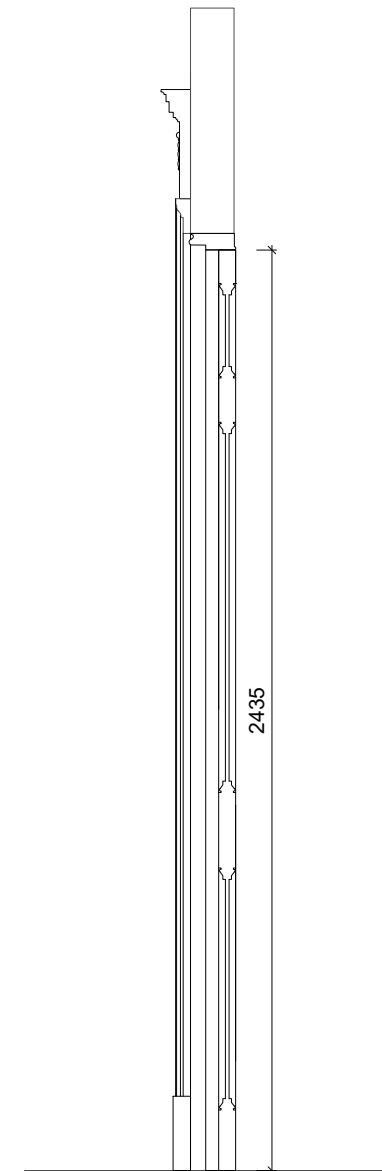
New added entablure please refer to JLD drawing package




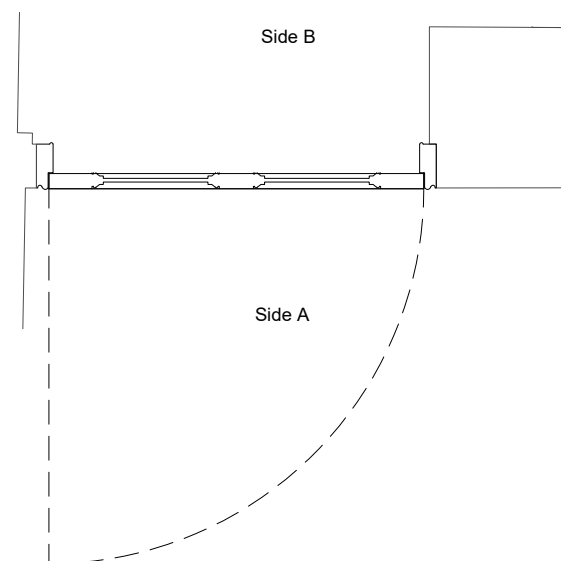
Elevation - Side A



Elevation - Side B



Side A Side B



Project
10 BELGRAVE SQUARE
LONDON UK

2021-7-8

DOOR SCHEDULE

Print on A1 SCALE: 1 / 10

FD1F-01A



Invisible hinges

DRAWINGS GIVEN AS DESIGN INTENT ONLY, THEY CAN NOT BE CONSIDERED AS CONSTRUCTION DRAWINGS

DIMENSIONS IN THIS DRAWING ARE NOTIONAL ONLY. ALL DIMENSIONS TO BE CHECKED ON SITE. FULL SITE DIMENSIONS TO BE TAKEN BY MANUFACTURER PRIOR TO PRODUCTION OF SHOP DRAWINGS. ALL SITE DIMENSIONS TO BE VERIFIED BY CONTRACTOR. FULL JOINERY SHOP DRAWINGS TO BE PROVIDED BY MANUFACTURER FOR C.A APPROVAL. ALL SANITARY ACCESSORIES TO BE SET OUT ON SITE. ALL STONE JUNCTION CORNERS ASSUME MITERED. CONTRACTOR TO SUBMIT SHOP DRAWINGS OF STONE/ TILES CUTS FOR APPROVAL. ALL EXPOSED STONE EDGES TO BE POLISHED. FOR FITTING AN FIXTURES REFER TO SANITARYWARE SCHEDULE/NBS.

REVISION 03

THESE DRAWINGS ARE FOR AESTHETIC DESIGN INFORMATION PURPOSES ONLY & DO NOT CONTAIN ANY INFORMATION FOR CONSTRUCTION, PERMITS OR COMPLIANCE TO BUILDING REGULATIONS. REFER TO DRAWINGS OF EXECUTIVE ARCHITECT OR DESIGN & BUILD CONTRACTOR FOR ALL INFORMATION.

DO NOT SCALE OFF THIS DRAWING. USE FIGURES DIMENSIONS ONLY OR CONSULT THE ARCHITECT. ARCHITECT TO BE INFORMED OF ANY VARIATIONS THAT MAY OCCUR BEFORE COMMENCEMENT OF WORK.



JEAN-LOUIS DENIOT

Architecture - Interior Design - Furnishing
39 rue de Verneuil 75007 Paris
Tel: +33 1 45 44 04 65 - contact@deniot.com

Full shop drawings to be provided by Contractors. Interior designer's approval is required before manufacture and construction for aesthetics purposes.

FD1F-02A

New - 6 panelled

Location

FIRST FLOOR

Sides

A	B
Formal Reception	Main Hall

Opening type and system (TBC by supplier)

Single leaf
Openable 180°

Type of setting

Special 180°

Lockable

NO

Handle mounting height

95 cm

Type of architrave

Side A	Side B
New to match existing	New to match existing

Width	Height
-------	--------

GENERAL COMMENTS


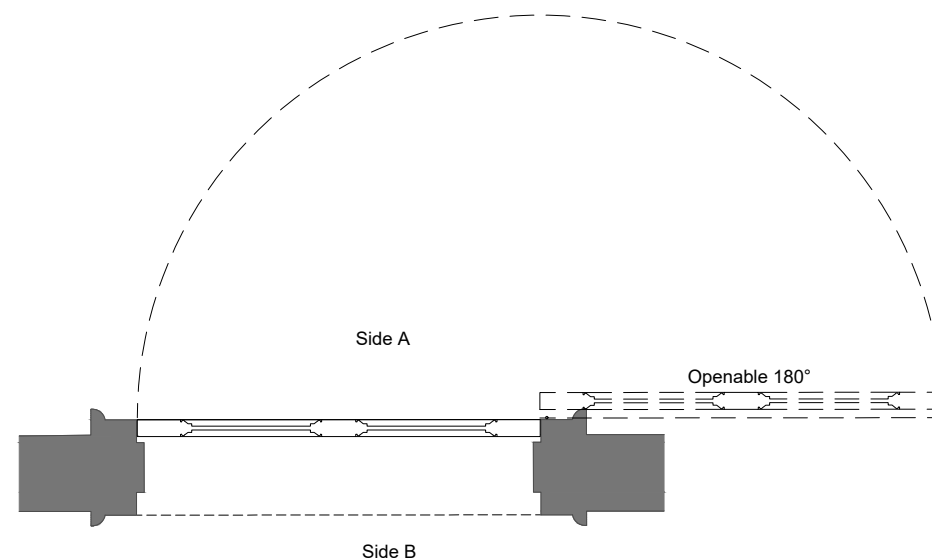
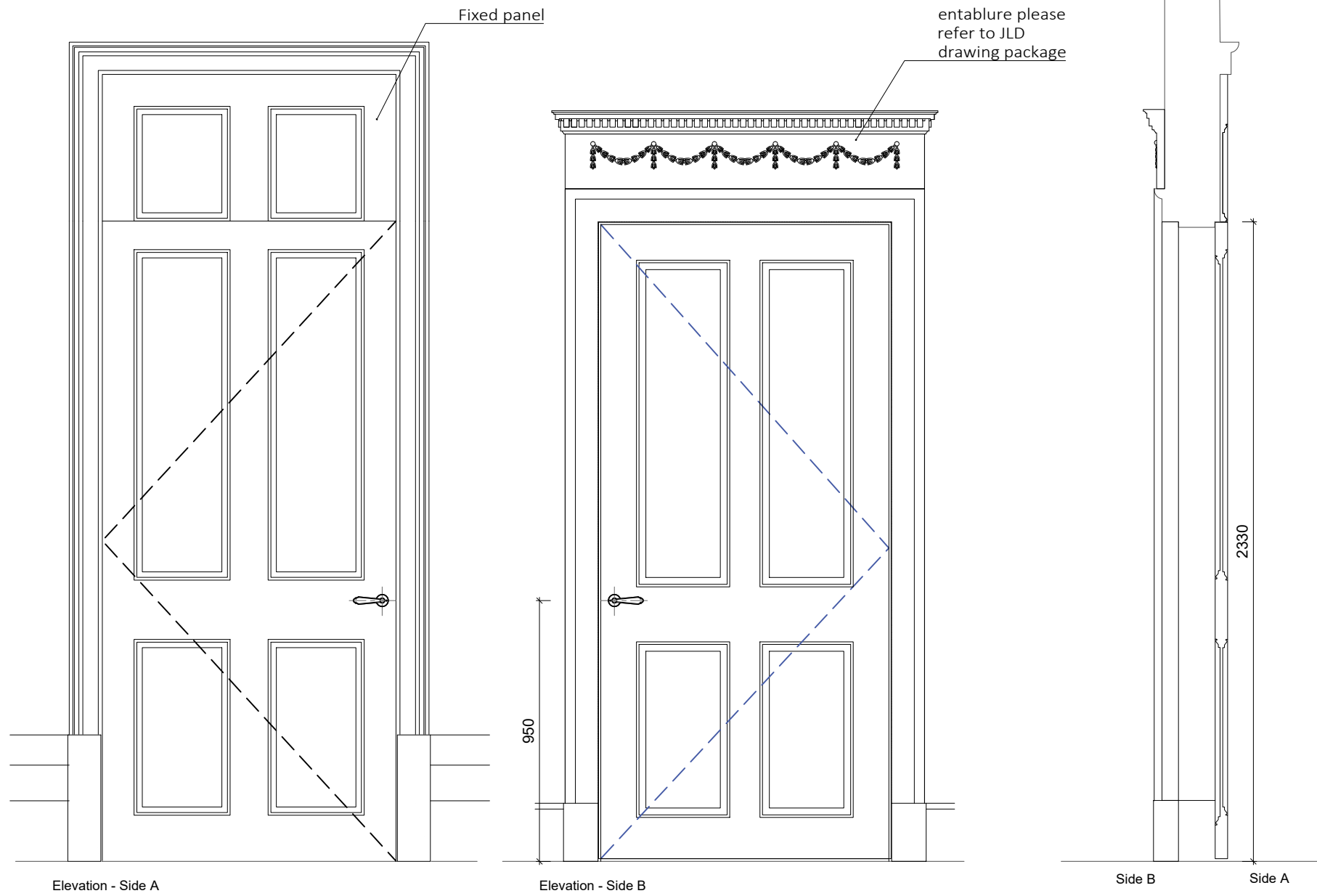
New blocks added on all architraves

For ironmongery finishes, please refer to Belg-JLD-Ironmongery room by room schedule

Key types security system to be confirmed by client or architect

All doors opening above carpet should be trimmed by approx 2cm (precise dimension to be confirmed before manufacture)

All mechanism and their proper functionality are to be ensured by GC.



Project
10 BELGRAVE SQUARE
LONDON UK

2021-7-8

DOOR SCHEDULE

Print on A1
SCALE: 1 / 10

FD1F-02A

DRAWINGS GIVEN AS DESIGN INTENT ONLY, THEY CAN NOT BE CONSIDERED AS CONSTRUCTION DRAWINGS

DIMENSIONS IN THIS DRAWING ARE NOTIONAL ONLY. ALL DIMENSIONS TO BE CHECKED ON SITE. FULL SITE DIMENSIONS TO BE TAKEN BY MANUFACTURER PRIOR TO PRODUCTION OF SHOP DRAWINGS. ALL SITE DIMENSIONS TO BE VERIFIED BY CONTRACTOR. FULL JOINERY SHOP DRAWINGS TO BE PROVIDED BY MANUFACTURER FOR C.A APPROVAL. ALL SANITARY ACCESSORIES TO BE SET OUT ON SITE. ALL STONE JUNCTION CORNERS ASSUME MITERED. CONTRACTOR TO SUBMIT SHOP DRAWINGS OF STONE/TILES CUTS FOR APPROVAL. ALL EXPOSED STONE EDGES TO BE POLISHED. FOR FITTING AN FIXTURES REFER TO SANITARYWARE SCHEDULE/NBS.

REVISION 03

THESE DRAWINGS ARE FOR AESTHETIC DESIGN INFORMATION PURPOSES ONLY & DO NOT CONTAIN ANY INFORMATION FOR CONSTRUCTION, PERMITS OR COMPLIANCE TO BUILDING REGULATIONS. REFER TO DRAWINGS OF EXECUTIVE ARCHITECT OR DESIGN & BUILD CONTRACTOR FOR ALL INFORMATION.

DO NOT SCALE OFF THIS DRAWING. USE FIGURES DIMENSIONS ONLY OR CONSULT THE ARCHITECT. ARCHITECT TO BE INFORMED OF ANY VARIATIONS THAT MAY OCCUR BEFORE COMMENCEMENT OF WORK.



JEAN-LOUIS DENIOT

Architecture - Interior Design - Furnishing
39 rue de Verneuil 75007 Paris
Tel: +33 1 45 44 04 65 - contact@deniot.com

Full shop drawings to be provided by Contractors. Interior designer's approval is required before manufacture and construction for aesthetics purposes.

D1F-02B

Existing

Location

FIRST FLOOR

Sides

A	B
Formal Reception	Balcony 1

Opening type and system (TBC by supplier)

External Door
 Flush Bolt
 Existing internal shuffers
 to remain

Type of setting

TBC

Lockable

YES_Key entrance


Handle mounting height

TBC

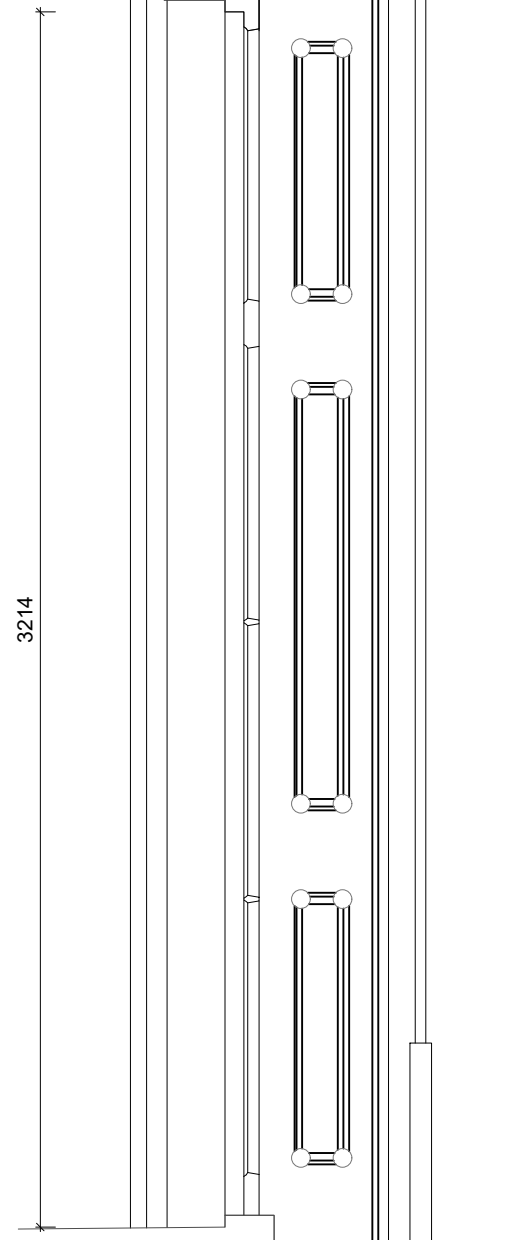
Type of architrave

Side A	Side B
New to match existing	Existing

Width	Height
-------	--------

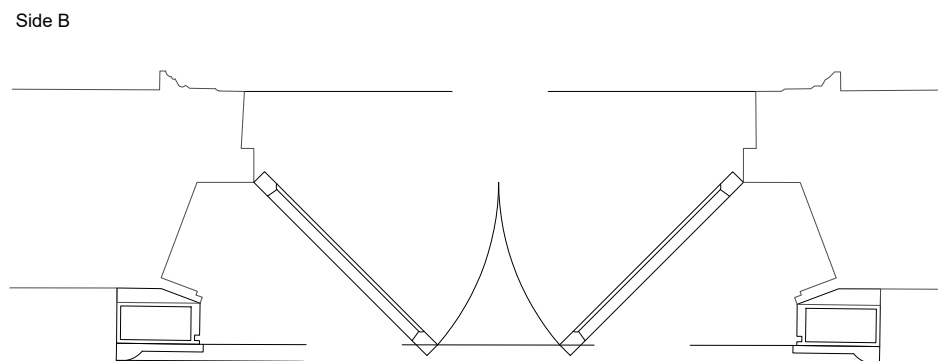


Elevation - Side A




Side B

Side A



Side A



Project
 10 BELGRAVE SQUARE
 LONDON UK

2021-7-8

DOOR SCHEDULE

Print on A1

SCALE: 1 / 10

D1F-02B

DRAWINGS GIVEN AS DESIGN INTENT ONLY, THEY CAN NOT BE CONSIDERED AS CONSTRUCTION DRAWINGS

DIMENSIONS IN THIS DRAWING ARE NOTIONAL ONLY. ALL DIMENSIONS TO BE CHECKED ON SITE. FULL SITE DIMENSIONS TO BE TAKEN BY MANUFACTURER PRIOR TO PRODUCTION OF SHOP DRAWINGS. ALL SITE DIMENSIONS TO BE VERIFIED BY CONTRACTOR. FULL JOINERY SHOP DRAWINGS TO BE PROVIDED BY MANUFACTURER FOR C.A APPROVAL. ALL SANITARY ACCESSORIES TO BE SET OUT ON SITE. ALL STONE JUNCTION CORNERS ASSUME MITERED. CONTRACTOR TO SUBMIT SHOP DRAWINGS OF STONE/ TILES CUTS FOR APPROVAL. ALL EXPOSED STONE EDGES TO BE POLISHED. FOR FITTING AN FIXTURES REFER TO SANITARYWARE SCHEDULE/NBS.

REVISION 03

THESE DRAWINGS ARE FOR AESTHETIC DESIGN INFORMATION PURPOSES ONLY & DO NOT CONTAIN ANY INFORMATION FOR CONSTRUCTION, PERMITS OR COMPLIANCE TO BUILDING REGULATIONS. REFER TO DRAWINGS OF EXECUTIVE ARCHITECT OR DESIGN & BUILD CONTRACTOR FOR ALL INFORMATION.

DO NOT SCALE OFF THIS DRAWING. USE FIGURES DIMENSIONS ONLY OR CONSULT THE ARCHITECT. ARCHITECT TO BE INFORMED OF ANY VARIATIONS THAT MAY OCCUR BEFORE COMMENCEMENT OF WORK.



JEAN-LOUIS DENIOT

Architecture - Interior Design - Furnishing
 39 rue de Verneuil 75007 Paris
 Tel: +33 1 45 44 04 65 - contact@deniot.com

Full shop drawings to be provided by Contractors. Interior designer's approval is required before manufacture and construction for aesthetics purposes.

GENERAL COMMENTS

New blocks added on all architraves

For ironmongery finishes, please refer to Belg-JLD-Ironmongery room by room schedule

Key types security system to be confirmed by client or architect

All doors opening above carpet should be trimmed by approx 2cm (precise dimension to be confirmed before manufacture)

All mechanism and their proper functionality are to be ensured by GC.

D1F-02C

Existing

Location

FIRST FLOOR

Sides

A Formal Reception B Balcony 1

Opening type and system (TBC by supplier)

External Door
Flush Bolt
Existing internal shuffers
to remain

Type of setting

TBC

Lockable

YES_Key entrance

Handle mounting height

TBC

Type of architrave

Side A


Side B

New
to match existing

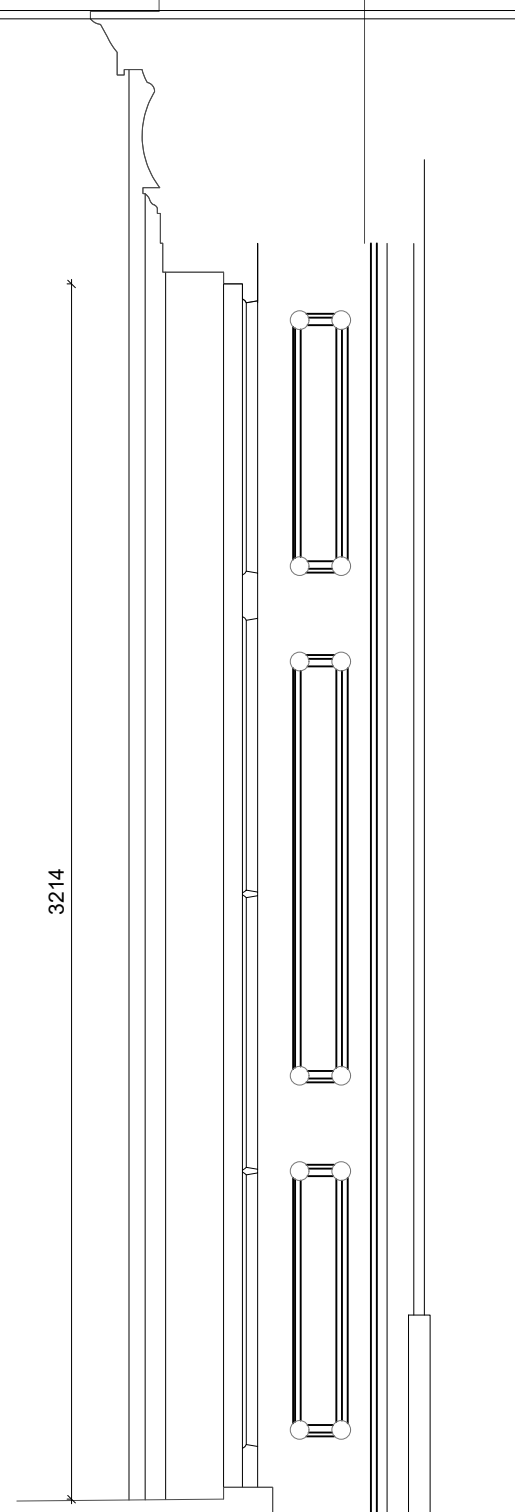
Existing

Width

Height



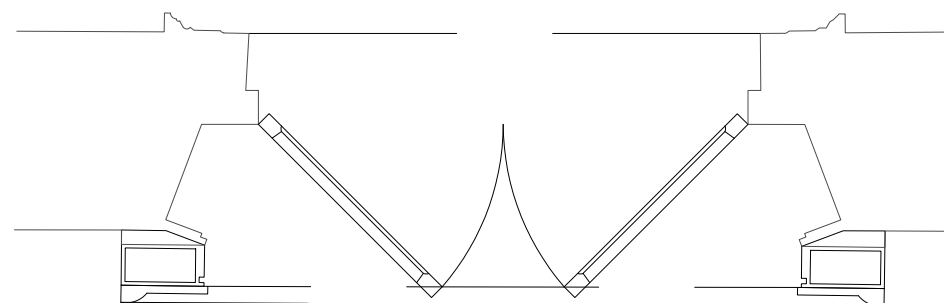
Elevation - Side A




Side B

Side A

Side B



Side A



Project
10 BELGRAVE SQUARE
LONDON UK

2021-7-8

DOOR SCHEDULE

Print
on A1

SCALE: 1 / 10

D1F-02C

DRAWINGS GIVEN AS DESIGN INTENT ONLY, THEY CAN NOT BE CONSIDERED AS CONSTRUCTION DRAWINGS

DIMENSIONS IN THIS DRAWING ARE NOTIONAL ONLY. ALL DIMENSIONS TO BE CHECKED ON SITE. FULL SITE DIMENSIONS TO BE TAKEN BY MANUFACTURER PRIOR TO PRODUCTION OF SHOP DRAWINGS. ALL SITE DIMENSIONS TO BE VERIFIED BY CONTRACTOR. FULL JOINERY SHOP DRAWINGS TO BE PROVIDED BY MANUFACTURER FOR C.A APPROVAL. ALL SANITARY ACCESSORIES TO BE SET OUT ON SITE. ALL STONE JUNCTION CORNERS ASSUME MITERED. CONTRACTOR TO SUBMIT SHOP DRAWINGS OF STONE/ TILES CUTS FOR APPROVAL. ALL EXPOSED STONE EDGES TO BE POLISHED. FOR FITTING AN FIXTURES REFER TO SANITARYWARE SCHEDULE/NBS.

REVISION 03

THESE DRAWINGS ARE FOR AESTHETIC DESIGN INFORMATION PURPOSES ONLY & DO NOT CONTAIN ANY INFORMATION FOR CONSTRUCTION, PERMITS OR COMPLIANCE TO BUILDING REGULATIONS. REFER TO DRAWINGS OF EXECUTIVE ARCHITECT OR DESIGN & BUILD CONTRACTOR FOR ALL INFORMATION.

DO NOT SCALE OFF THIS DRAWING. USE FIGURES DIMENSIONS ONLY OR CONSULT THE ARCHITECT. ARCHITECT TO BE INFORMED OF ANY VARIATIONS THAT MAY OCCUR BEFORE COMMENCEMENT OF WORK.



JEAN-LOUIS DENIOT

Architecture - Interior Design - Furnishing
39 rue de Verneuil 75007 Paris
Tel: +33 1 45 44 04 65 - contact@deniot.com

Full shop drawings to be provided by Contractors. Interior designer's approval is required before manufacture and construction for aesthetics purposes.

GENERAL COMMENTS

New blocks added on all architraves

For ironmongery finishes, please refer to Belg-JLD-Ironmongery room by room schedule

Key types security system to be confirmed by client or architect

All doors opening above carpet should be trimmed by approx 2cm (precise dimension to be confirmed before manufacture)

All mechanism and their proper functionality are to be ensured by GC.

D1F-02D

Existing

Location

FIRST FLOOR

Sides

A

B

Formal Reception

Balcony 1

Opening type and system (TBC by supplier)

External Door
Flush Bolt
Existing internal shuffers
to remain

Type of setting

TBC

Lockable

YES_Key entrance

Handle mounting height

TBC

Type of architrave

Side A


Side B

New
to match existing

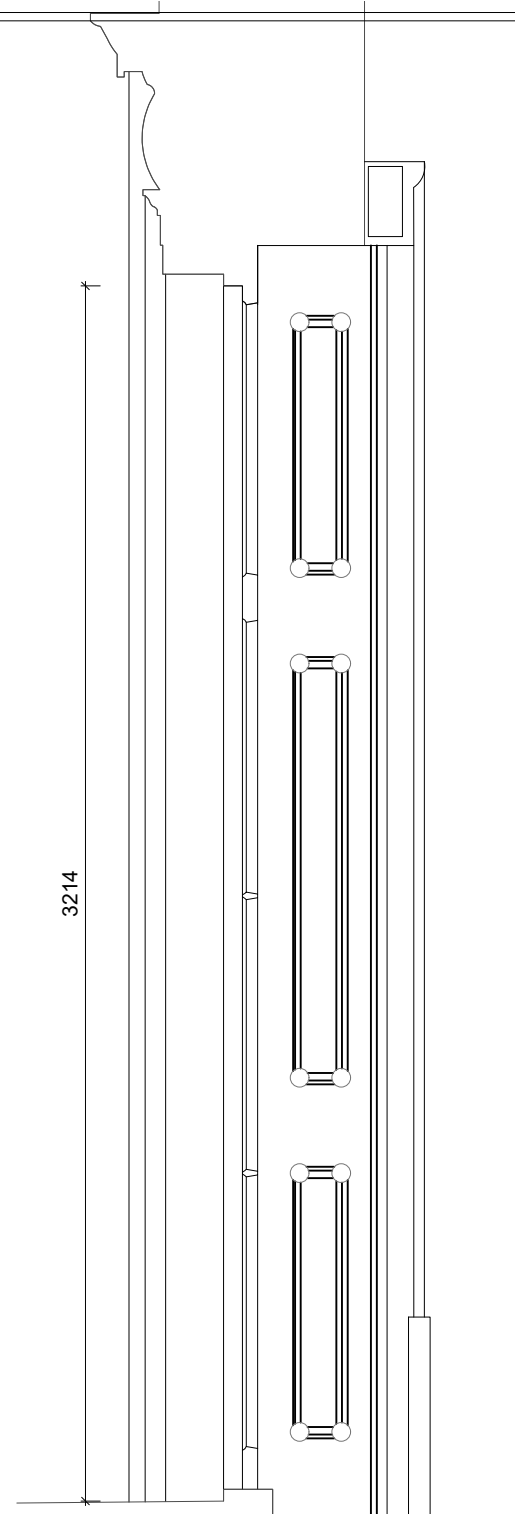
Existing

Width

Height



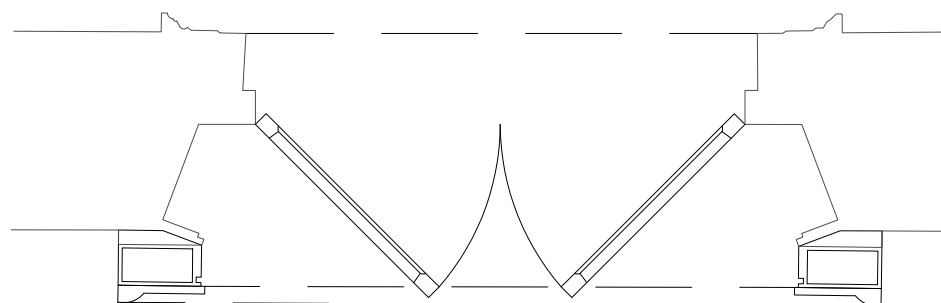
Elevation - Side A




Side B

Side A

Side B



Side A



Project
10 BELGRAVE SQUARE
LONDON UK

2021-7-8

DOOR SCHEDULE

Print
on A1

SCALE: 1 / 10

D1F-02D

DRAWINGS GIVEN AS DESIGN INTENT ONLY, THEY CAN NOT BE CONSIDERED AS CONSTRUCTION DRAWINGS

DIMENSIONS IN THIS DRAWING ARE NOTIONAL ONLY. ALL DIMENSIONS TO BE CHECKED ON SITE. FULL SITE DIMENSIONS TO BE TAKEN BY MANUFACTURER PRIOR TO PRODUCTION OF SHOP DRAWINGS. ALL SITE DIMENSIONS TO BE VERIFIED BY CONTRACTOR. FULL JOINERY SHOP DRAWINGS TO BE PROVIDED BY MANUFACTURER FOR C.A APPROVAL. ALL SANITARY ACCESSORIES TO BE SET OUT ON SITE. ALL STONE JUNCTION CORNERS ASSUME MITERED. CONTRACTOR TO SUBMIT SHOP DRAWINGS OF STONE/TILES CUTS FOR APPROVAL. ALL EXPOSED STONE EDGES TO BE POLISHED. FOR FITTING AN FIXTURES REFER TO SANITARYWARE SCHEDULE/NBS.

REVISION 03

THESE DRAWINGS ARE FOR AESTHETIC DESIGN INFORMATION PURPOSES ONLY & DO NOT CONTAIN ANY INFORMATION FOR CONSTRUCTION, PERMITS OR COMPLIANCE TO BUILDING REGULATIONS. REFER TO DRAWINGS OF EXECUTIVE ARCHITECT OR DESIGN & BUILD CONTRACTOR FOR ALL INFORMATION.

DO NOT SCALE OFF THIS DRAWING. USE FIGURES DIMENSIONS ONLY OR CONSULT THE ARCHITECT. ARCHITECT TO BE INFORMED OF ANY VARIATIONS THAT MAY OCCUR BEFORE COMMENCEMENT OF WORK.



JEAN-LOUIS DENIOT

Architecture - Interior Design - Furnishing
39 rue de Verneuil 75007 Paris
Tel: +33 1 45 44 04 65 - contact@deniot.com

Full shop drawings to be provided by Contractors. Interior designer's approval is required before manufacture and construction for aesthetics purposes.

GENERAL COMMENTS

New blocks added on all architraves

For ironmongery finishes, please refer to Belg-JLD-Ironmongery room by room schedule

Key types security system to be confirmed by client or architect

All doors opening above carpet should be trimmed by approx 2cm (precise dimension to be confirmed before manufacture)

All mechanism and their proper functionality are to be ensured by GC.

D1F-03A

New - 6 panelled

Location

FIRST FLOOR

Sides

A	B
Formal Dining	Formal Reception

Opening type and system (TBC by supplier)

Double Doors
 Openig 180°
 Flush Bolt
 Half lever handle set

Type of setting

Special 180°

Lockable

NO

Handle mounting height

94 cm

Type of architrave

Side A	Side B
New to match existing	New to match existing

Width	Height
-------	--------

GENERAL COMMENTS

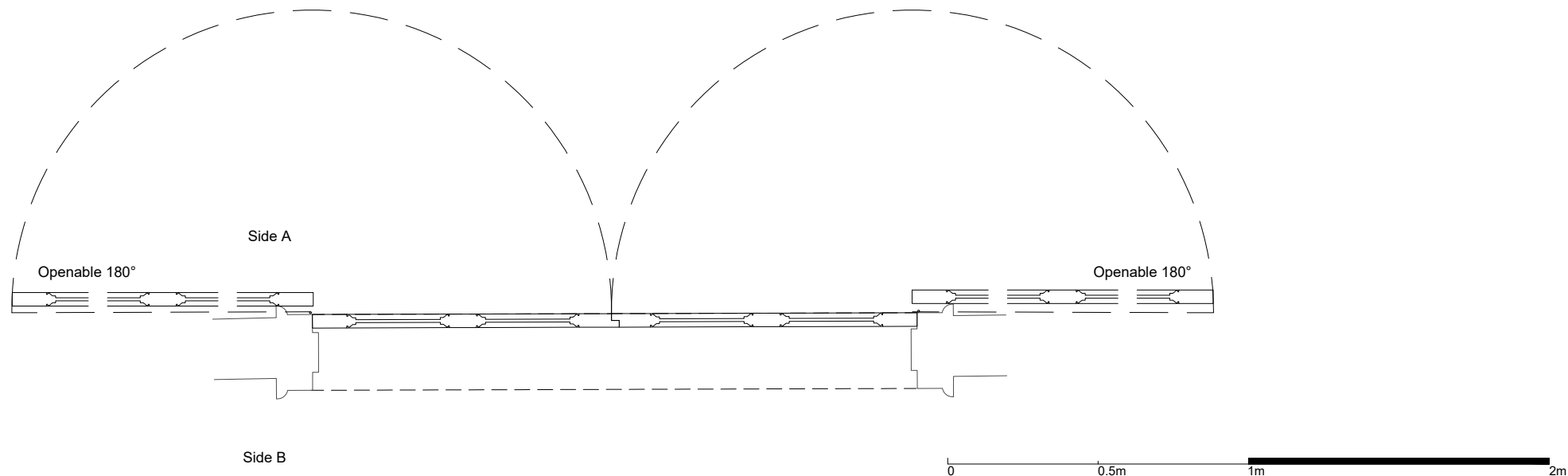
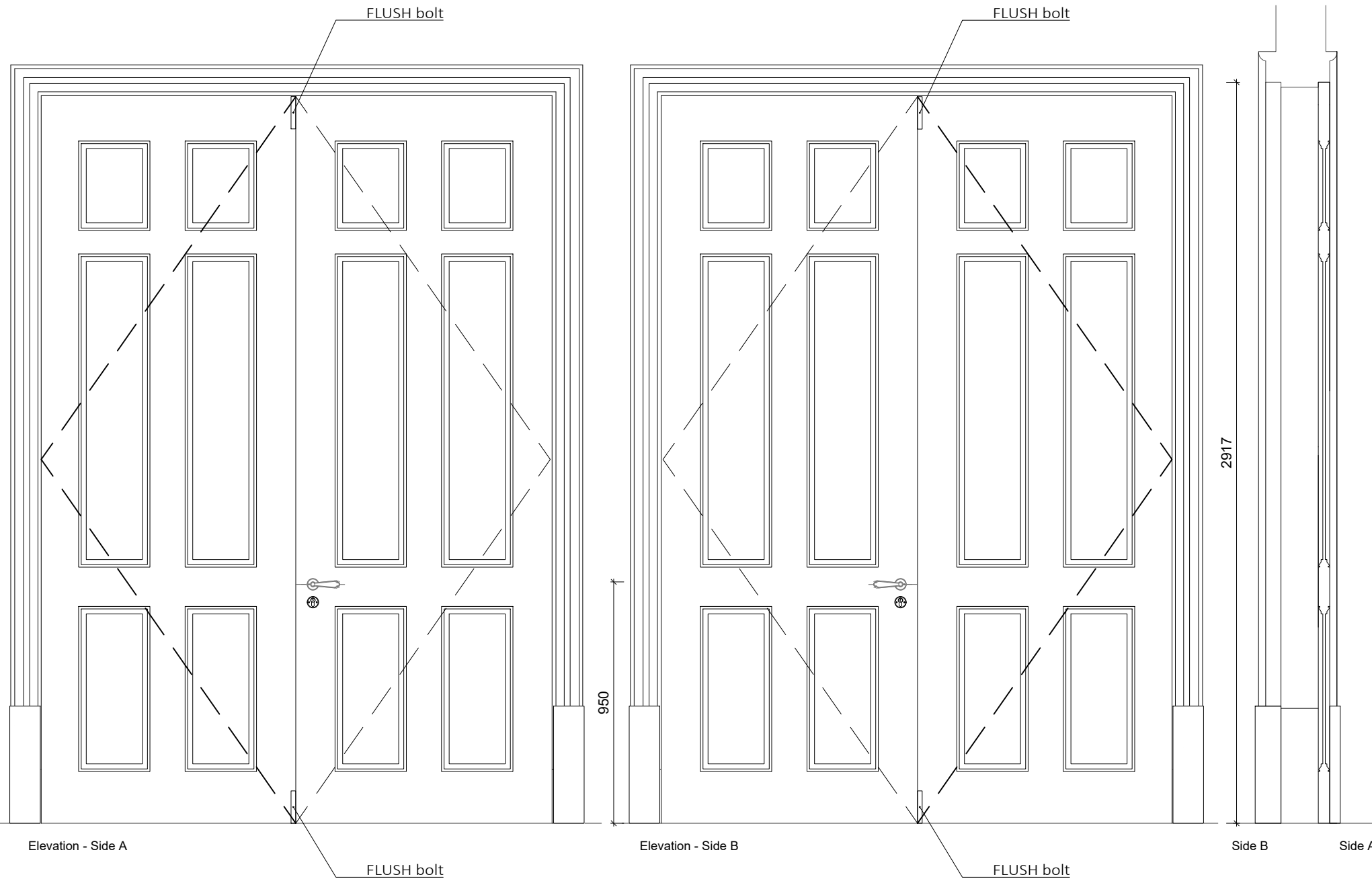
New blocks added on all architraves

For ironmongery finishes, please refer to Belg-JLD-Ironmongery room by room scherdule

Key types security systeme to be confirmed by client or architect

All doors opening above carpet should be trimmed by apprex 2cm (precise dimension to be confirmed before manufacture)

All mecanismo and thier preper functionary are to be ensured by GC.



Project
 10 BELGRAVE SQUARE
 LONDON UK

2021-7-8

DOOR SCHEDULE

Print on A1 SCALE: 1 / 10

D1F-03A



NOTCHED BOLT

DRAWINGS GIVEN AS DESIGN INTENT ONLY, THEY CAN NOT BE CONSIDERED AS CONSTRUCTION DRAWINGS

DIMENSIONS IN THIS DRAWING ARE NOTIONAL ONLY. ALL DIMENSIONS TO BE CHECKED ON SITE. FULL SITE DIMENSIONS TO BE TAKEN BY MANUFACTURER PRIOR TO PRODUCTION OF SHOP DRAWINGS. ALL SITE DIMENSIONS TO BE VERIFIED BY CONTRACTOR. FULL JOINERY SHOP DRAWINGS TO BE PROVIDED BY MANUFACTURER FOR C.A APPROVAL. ALL SANITARY ACCESSORIES TO BE SET OUT ON SITE. ALL STONE JUNCTION CORNERS ASSUME MITERED. CONTRACTOR TO SUBMIT SHOP DRAWINGS OF STONE/ TILES CUTS FOR APPROVAL. ALL EXPOSED STONE EDGES TO BE POLISHED. FOR FITTING AN FIXTURES REFER TO SANITARYWARE SCHEDULE/NBS.

REVISION 03

THESE DRAWINGS ARE FOR AESTHETIC DESIGN INFORMATION PURPOSES ONLY & DO NOT CONTAIN ANY INFORMATION FOR CONSTRUCTION, PERMITS OR COMPLIANCE TO BUILDING REGULATIONS. REFER TO DRAWINGS OF EXECUTIVE ARCHITECT OR DESIGN & BUILD CONTRACTOR FOR ALL INFORMATION.

DO NOT SCALE OFF THIS DRAWING. USE FIGURES DIMENSIONS ONLY OR CONSULT THE ARCHITECT. ARCHITECT TO BE INFORMED OF ANY VARIATIONS THAT MAY OCCUR BEFORE COMMENCEMENT OF WORK.



JEAN-LOUIS DENIOT

Architecture - Interior Design - Furnishing
 39 rue de Verneuil 75007 Paris
 Tel: +33 1 45 44 04 65 - contact@deniot.com

Full shop drawings to be provided by Contractors. Interior designer's approval is required before manufacture and construction for aesthetics purposes.

FD1F-03B

New - 6 panelled

Location

FIRST FLOOR

Sides

A Formal Dining B Main Hall

Opening type and system (TBC by supplier)

Single leaf

Type of setting

Urn

Lockable

NO

Handle mounting height

95 cm

Type of architrave

Side A

Side B

Existing

Existing
new entablure

Width

Height

GENERAL COMMENTS

New blocks added on all architraves

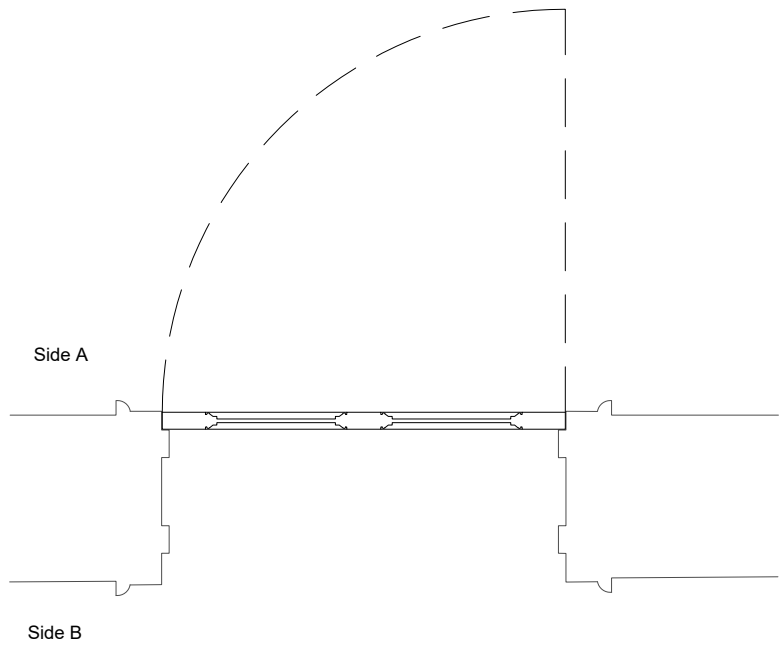
For ironmongery finishes, please refer to Belg-JLD-Ironmongery room by room schedule

Key types security system to be confirmed by client or architect

All doors opening above carpet should be trimmed by approx 2cm (precise dimension to be confirmed before manufacture)

All mechanism and their proper functionality are to be ensured by GC.

New added entablure please refer to JLD drawing package



Project
10 BELGRAVE SQUARE
LONDON UK

2021-7-8

DOOR SCHEDULE

Print on A1

SCALE: 1 / 10

FD1F-03B

DRAWINGS GIVEN AS DESIGN INTENT ONLY, THEY CAN NOT BE CONSIDERED AS CONSTRUCTION DRAWINGS

DIMENSIONS IN THIS DRAWING ARE NOTIONAL ONLY. ALL DIMENSIONS TO BE CHECKED ON SITE. FULL SITE DIMENSIONS TO BE TAKEN BY MANUFACTURER PRIOR TO PRODUCTION OF SHOP DRAWINGS. ALL SITE DIMENSIONS TO BE VERIFIED BY CONTRACTOR. FULL JOINERY SHOP DRAWINGS TO BE PROVIDED BY MANUFACTURER FOR C.A APPROVAL. ALL SANITARY ACCESSORIES TO BE SET OUT ON SITE. ALL STONE JUNCTION CORNERS ASSUME MITERED. CONTRACTOR TO SUBMIT SHOP DRAWINGS OF STONE/ TILES CUTS FOR APPROVAL. ALL EXPOSED STONE EDGES TO BE POLISHED. FOR FITTING AN FIXTURES REFER TO SANITARYWARE SCHEDULE/NBS.

REVISION 03

THESE DRAWINGS ARE FOR AESTHETIC DESIGN INFORMATION PURPOSES ONLY & DO NOT CONTAIN ANY INFORMATION FOR CONSTRUCTION, PERMITS OR COMPLIANCE TO BUILDING REGULATIONS. REFER TO DRAWINGS OF EXECUTIVE ARCHITECT OR DESIGN & BUILD CONTRACTOR FOR ALL INFORMATION.

DO NOT SCALE OFF THIS DRAWING. USE FIGURES DIMENSIONS ONLY OR CONSULT THE ARCHITECT. ARCHITECT TO BE INFORMED OF ANY VARIATIONS THAT MAY OCCUR BEFORE COMMENCEMENT OF WORK.



JEAN-LOUIS DENIOT

Architecture - Interior Design - Furnishing
39 rue de Verneuil 75007 Paris
Tel: +33 1 45 44 04 65 - contact@deniot.com

Full shop drawings to be provided by Contractors. Interior designer's approval is required before manufacture and construction for aesthetics purposes.

D1F-03C

Existing

Location

FIRST FLOOR

Sides

A Formal Dining B Balcony 2

Opening type and system (TBC by supplier)

External Door
flush bolt
Existing internal shuffers
to remain

Type of setting

TBC

Lockable

YES_key entrance

Handle mounting height

TBC

Type of architrave

Side A

Side B

New
to match existing

Existing

Width

Height

GENERAL COMMENTS


New blocks added on all architraves

For ironmongery finishes, please refer to Belg-JLD-Ironmongery room by room schedule

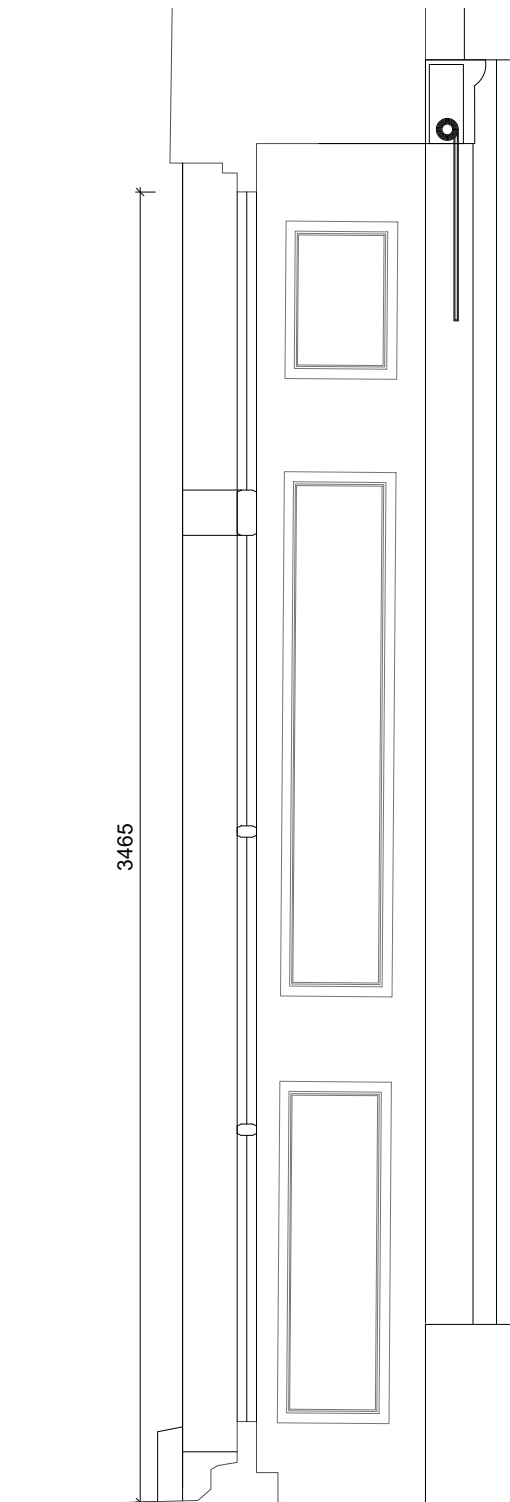
Key types security system to be confirmed by client or architect

All doors opening above carpet should be trimmed by approx 2cm (precise dimension to be confirmed before manufacture)

All mechanism and their proper functionality are to be ensured by GC.

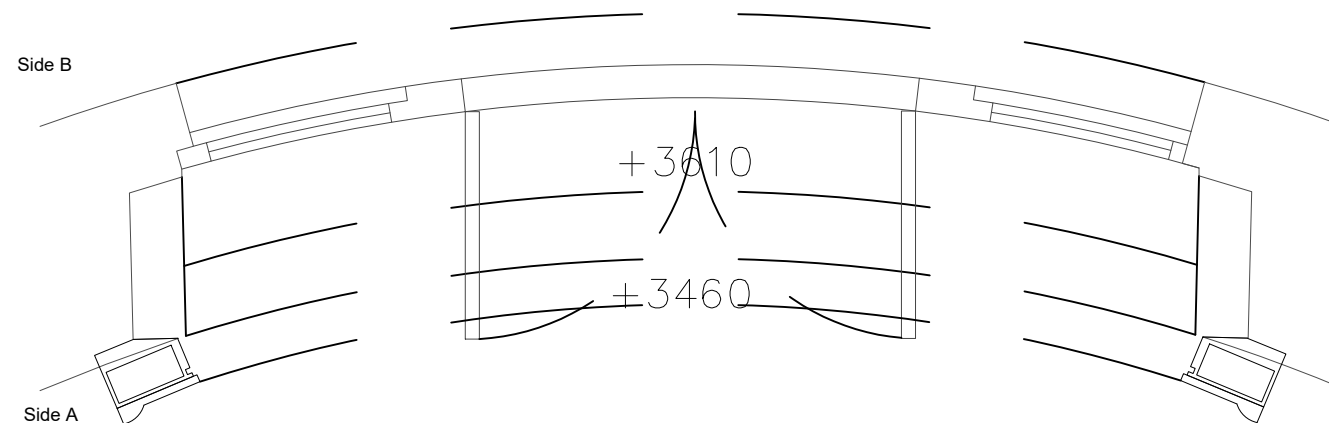


Elevation - Side A



Side B

Side A



Side A

Project
10 BELGRAVE SQUARE
LONDON UK

2021-7-8

DOOR SCHEDULE

Print
on A1

SCALE: 1 / 10

D1F-03C

DRAWINGS GIVEN AS DESIGN INTENT ONLY, THEY CAN NOT BE CONSIDERED AS CONSTRUCTION DRAWINGS

DIMENSIONS IN THIS DRAWING ARE NOTIONAL ONLY. ALL DIMENSIONS TO BE CHECKED ON SITE. FULL SITE DIMENSIONS TO BE TAKEN BY MANUFACTURER PRIOR TO PRODUCTION OF SHOP DRAWINGS. ALL SITE DIMENSIONS TO BE VERIFIED BY CONTRACTOR. FULL JOINERY SHOP DRAWINGS TO BE PROVIDED BY MANUFACTURER FOR C.A APPROVAL. ALL SANITARY ACCESSORIES TO BE SET OUT ON SITE. ALL STONE JUNCTION CORNERS ASSUME MITERED. CONTRACTOR TO SUBMIT SHOP DRAWINGS OF STONE/TILES CUTS FOR APPROVAL. ALL EXPOSED STONE EDGES TO BE POLISHED. FOR FITTING AN FIXTURES REFER TO SANITARYWARE SCHEDULE/NBS.

REVISION 03

THESE DRAWINGS ARE FOR AESTHETIC DESIGN INFORMATION PURPOSES ONLY & DO NOT CONTAIN ANY INFORMATION FOR CONSTRUCTION, PERMITS OR COMPLIANCE TO BUILDING REGULATIONS. REFER TO DRAWINGS OF EXECUTIVE ARCHITECT OR DESIGN & BUILD CONTRACTOR FOR ALL INFORMATION.

DO NOT SCALE OFF THIS DRAWING. USE FIGURES DIMENSIONS ONLY OR CONSULT THE ARCHITECT. ARCHITECT TO BE INFORMED OF ANY VARIATIONS THAT MAY OCCUR BEFORE COMMENCEMENT OF WORK.



JEAN-LOUIS DENIOT

Architecture - Interior Design - Furnishing
39 rue de Verneuil 75007 Paris
Tel: +33 1 45 44 04 65 - contact@deniot.com

Full shop drawings to be provided by Contractors. Interior designer's approval is required before manufacture and construction for aesthetics purposes.

FD1F-04A

New - 6 panelled

Location

FIRST FLOOR

Sides

A Lobby Bar B Main Hall

Opening type and system (TBC by supplier)

Single leaf

Type of setting

Urn

Lockable

NO

Handle mounting height

94 cm

Type of architrave

Side A

Side B

New to match existing

New to match existing

Width

Height

GENERAL COMMENTS

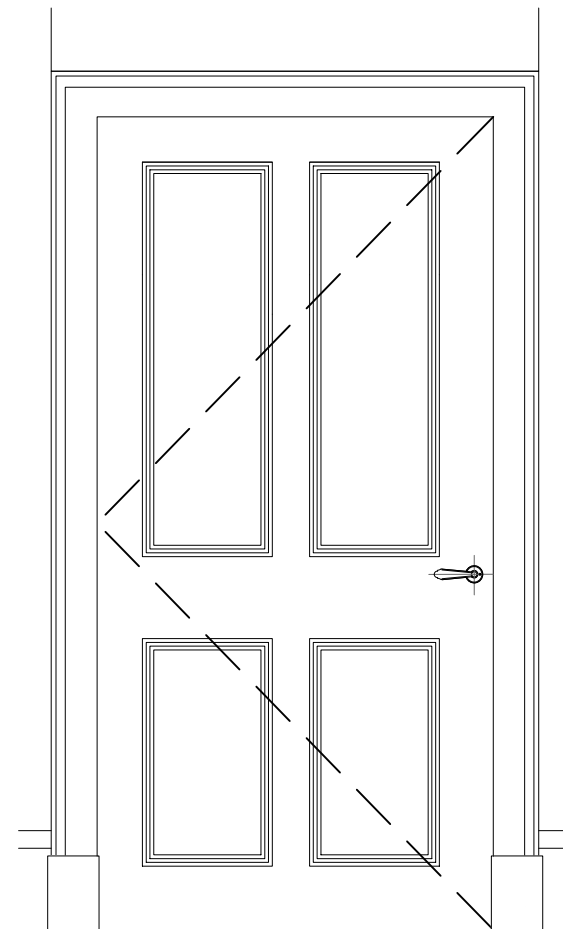
New blocks added on all architraves

For ironmongery finishes, please refer to Belg-JLD-Ironmongery room by room schedule

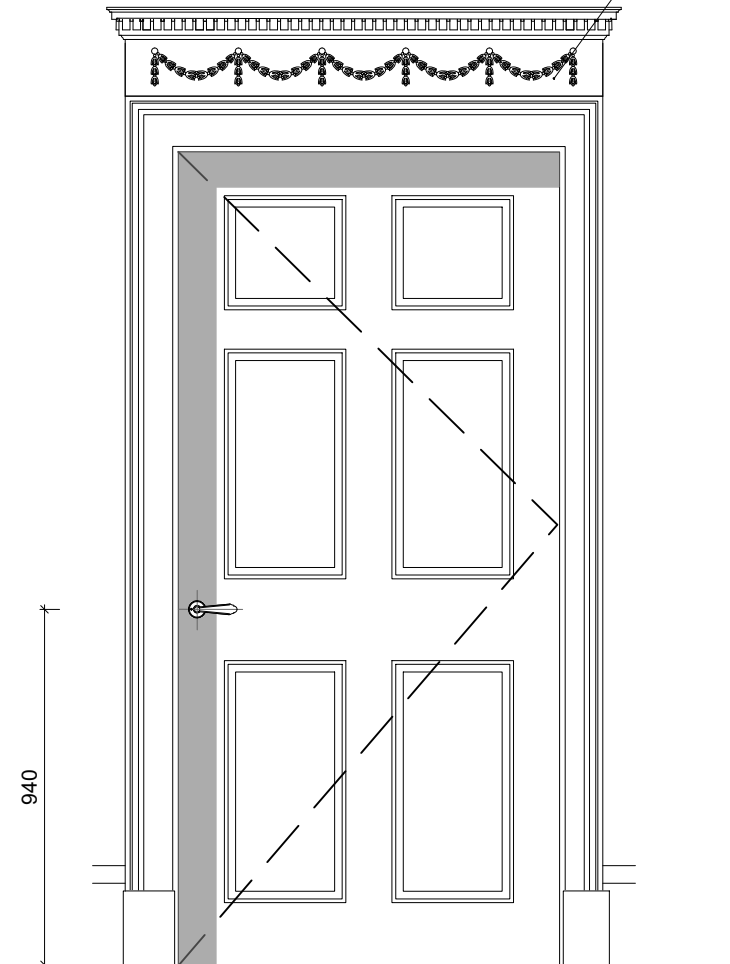
Key types security system to be confirmed by client or architect

All doors opening above carpet should be trimmed by approx 2cm (precise dimension to be confirmed before manufacture)

All mechanism and their proper functionality are to be ensured by GC.

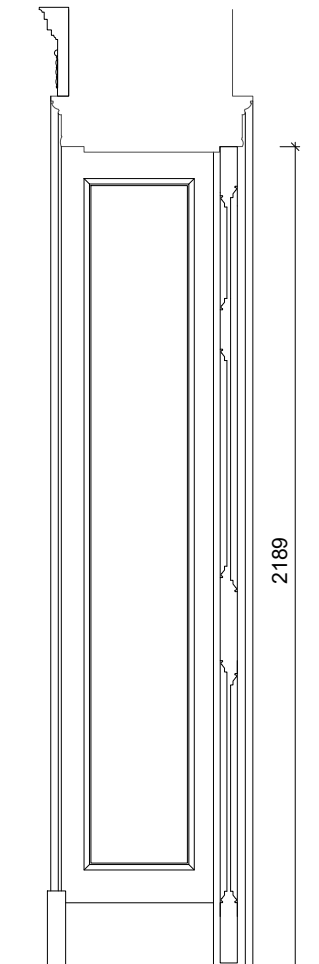


Elevation - Side A



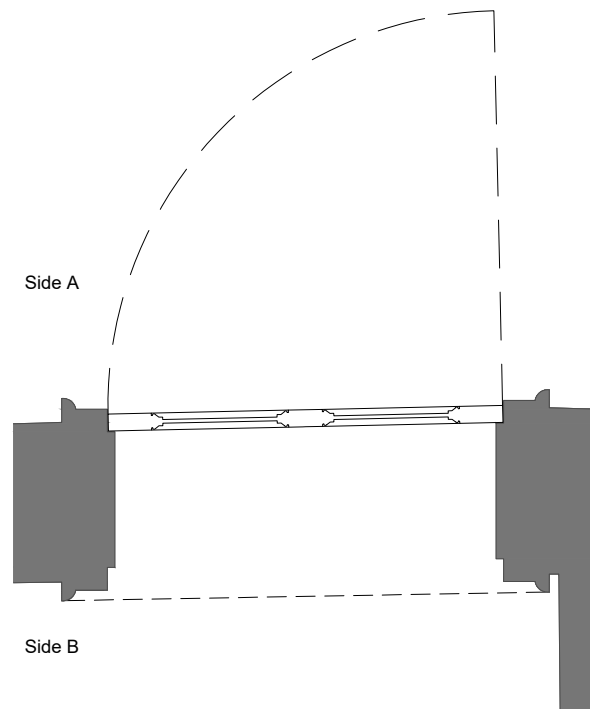
Elevation - Side B

New added entablure please refer to JLD drawing package



Side B

Side A



Side A

Side B



Project
10 BELGRAVE SQUARE
LONDON UK

2021-7-8

DOOR SCHEDULE

Print on A1

SCALE: 1 / 10

FD1F-04A

DRAWINGS GIVEN AS DESIGN INTENT ONLY, THEY CAN NOT BE CONSIDERED AS CONSTRUCTION DRAWINGS

DIMENSIONS IN THIS DRAWING ARE NOTIONAL ONLY. ALL DIMENSIONS TO BE CHECKED ON SITE. FULL SITE DIMENSIONS TO BE TAKEN BY MANUFACTURER PRIOR TO PRODUCTION OF SHOP DRAWINGS. ALL SITE DIMENSIONS TO BE VERIFIED BY CONTRACTOR. FULL JOINERY SHOP DRAWINGS TO BE PROVIDED BY MANUFACTURER FOR C.A APPROVAL. ALL SANITARY ACCESSORIES TO BE SET OUT ON SITE. ALL STONE JUNCTION CORNERS ASSUME MITERED. CONTRACTOR TO SUBMIT SHOP DRAWINGS OF STONE/TILES CUTS FOR APPROVAL. ALL EXPOSED STONE EDGES TO BE POLISHED. FOR FITTING AN FIXTURES REFER TO SANITARYWARE SCHEDULE/NBS.

REVISION 03

THESE DRAWINGS ARE FOR AESTHETIC DESIGN INFORMATION PURPOSES ONLY & DO NOT CONTAIN ANY INFORMATION FOR CONSTRUCTION, PERMITS OR COMPLIANCE TO BUILDING REGULATIONS. REFER TO DRAWINGS OF EXECUTIVE ARCHITECT OR DESIGN & BUILD CONTRACTOR FOR ALL INFORMATION.

DO NOT SCALE OFF THIS DRAWING. USE FIGURES DIMENSIONS ONLY OR CONSULT THE ARCHITECT. ARCHITECT TO BE INFORMED OF ANY VARIATIONS THAT MAY OCCUR BEFORE COMMENCEMENT OF WORK.



JEAN-LOUIS DENIOT

Architecture - Interior Design - Furnishing
39 rue de Verneuil 75007 Paris
Tel: +33 1 45 44 04 65 - contact@deniot.com

Full shop drawings to be provided by Contractors. Interior designer's approval is required before manufacture and construction for aesthetics purposes.

FD1F-04B

New - 4 panelled

Location

FIRST FLOOR

Sides

A Lobby Bar B Formal Dining

Opening type and system (TBC by supplier)

Single leaf

Type of setting

Urn

Lockable

NO

Handle mounting height

95 cm

Type of architrave

Side A	Side B
Existing	Part of joinery

Width	Height
-------	--------

GENERAL COMMENTS

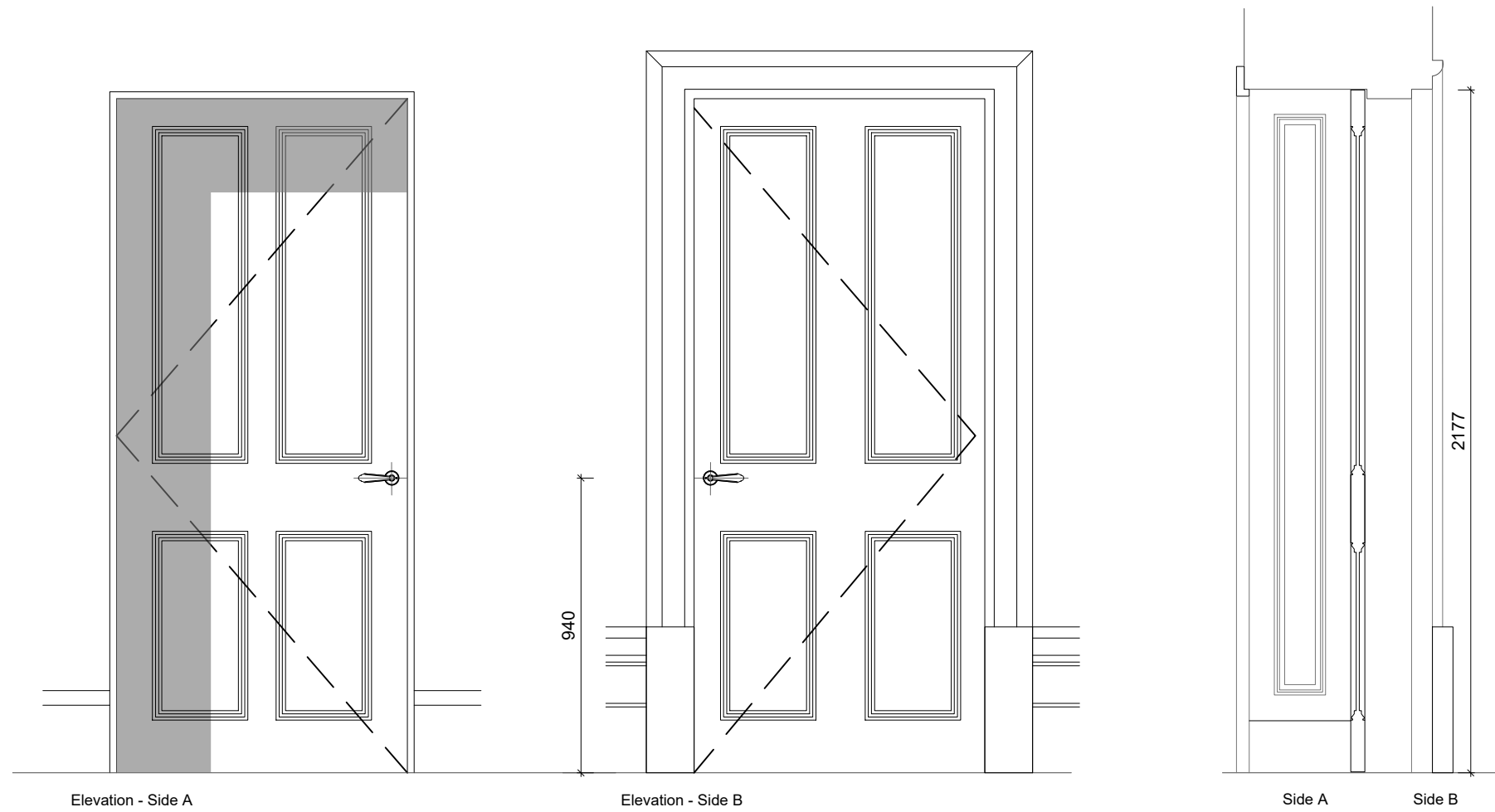
New blocks added on all architraves

For ironmongery finishes, please refer to Belg-JLD-Ironmongery room by room schedule

Key types security system to be confirmed by client or architect

All doors opening above carpet should be trimmed by approx 2cm (precise dimension to be confirmed before manufacture)

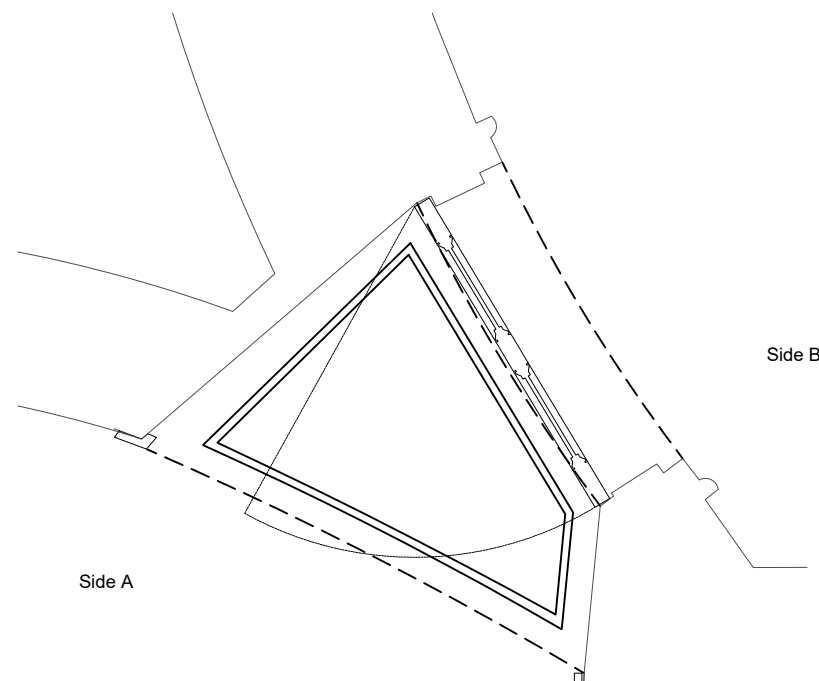
All mechanism and their proper functionality are to be ensured by GC.



Elevation - Side A


Elevation - Side B

Side A Side B



Side A

Side B



Project
10 BELGRAVE SQUARE
LONDON UK

2021-7-8

DOOR SCHEDULE

Print on A1 SCALE: 1 / 10

FD1F-04B

DRAWINGS GIVEN AS DESIGN INTENT ONLY, THEY CAN NOT BE CONSIDERED AS CONSTRUCTION DRAWINGS

DIMENSIONS IN THIS DRAWING ARE NOTIONAL ONLY. ALL DIMENSIONS TO BE CHECKED ON SITE. FULL SITE DIMENSIONS TO BE TAKEN BY MANUFACTURER PRIOR TO PRODUCTION OF SHOP DRAWINGS. ALL SITE DIMENSIONS TO BE VERIFIED BY CONTRACTOR. FULL JOINERY SHOP DRAWINGS TO BE PROVIDED BY MANUFACTURER FOR C.A APPROVAL. ALL SANITARY ACCESSORIES TO BE SET OUT ON SITE. ALL STONE JUNCTION CORNERS ASSUME MITERED. CONTRACTOR TO SUBMIT SHOP DRAWINGS OF STONE/TILES CUTS FOR APPROVAL. ALL EXPOSED STONE EDGES TO BE POLISHED. FOR FITTING AN FIXTURES REFER TO SANITARYWARE SCHEDULE/NBS.

REVISION 03

THESE DRAWINGS ARE FOR AESTHETIC DESIGN INFORMATION PURPOSES ONLY & DO NOT CONTAIN ANY INFORMATION FOR CONSTRUCTION, PERMITS OR COMPLIANCE TO BUILDING REGULATIONS. REFER TO DRAWINGS OF EXECUTIVE ARCHITECT OR DESIGN & BUILD CONTRACTOR FOR ALL INFORMATION.

DO NOT SCALE OFF THIS DRAWING. USE FIGURES DIMENSIONS ONLY OR CONSULT THE ARCHITECT. ARCHITECT TO BE INFORMED OF ANY VARIATIONS THAT MAY OCCUR BEFORE COMMENCEMENT OF WORK.



JEAN-LOUIS DENIOT

Architecture - Interior Design - Furnishing
39 rue de Verneuil 75007 Paris
Tel: +33 1 45 44 04 65 - contact@deniot.com

Full shop drawings to be provided by Contractors. Interior designer's approval is required before manufacture and construction for aesthetics purposes.

D1F-04C

New

Location

FIRST FLOOR

Sides

A Lobby Bar B Hoist

Opening type and system (TBC by supplier)

Double jib doors
Hidden hinges
(buttons pair by door)

Type of setting

Concealed

Lockable

NO

Handle mounting height

94 cm

Type of architrave

Side A

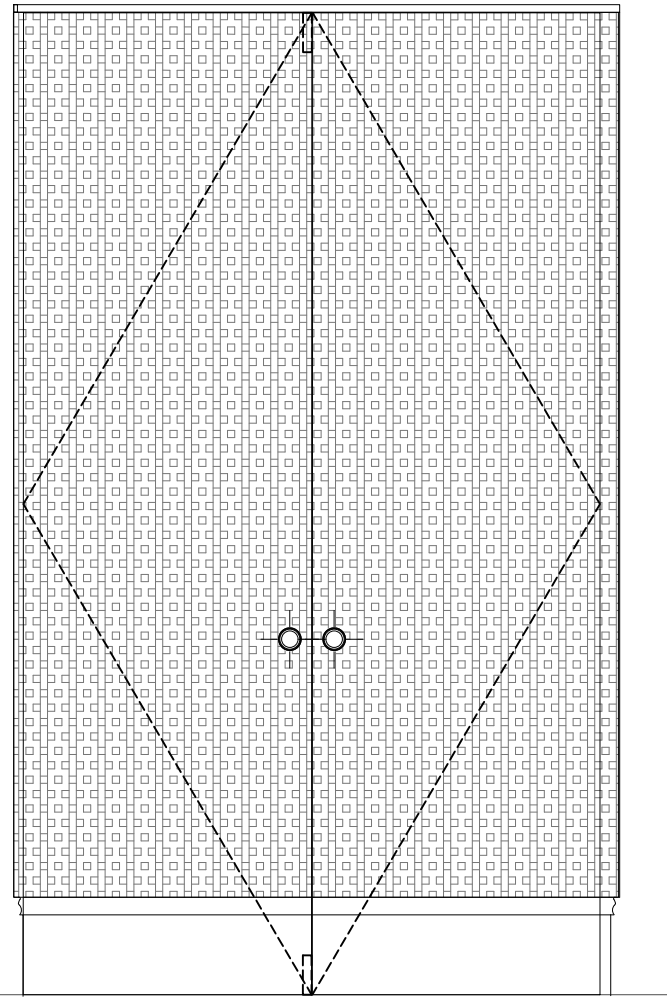
Side B

Part of joinery

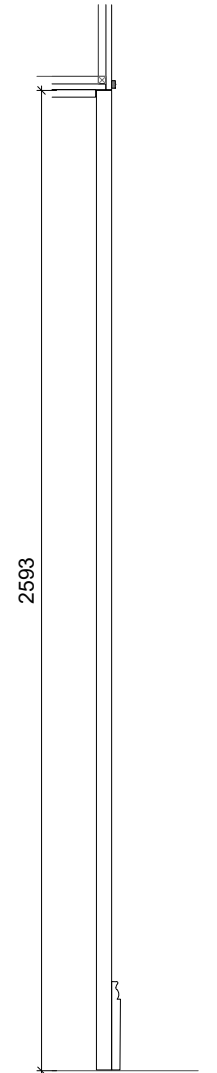
Part of joinery

Width

Height

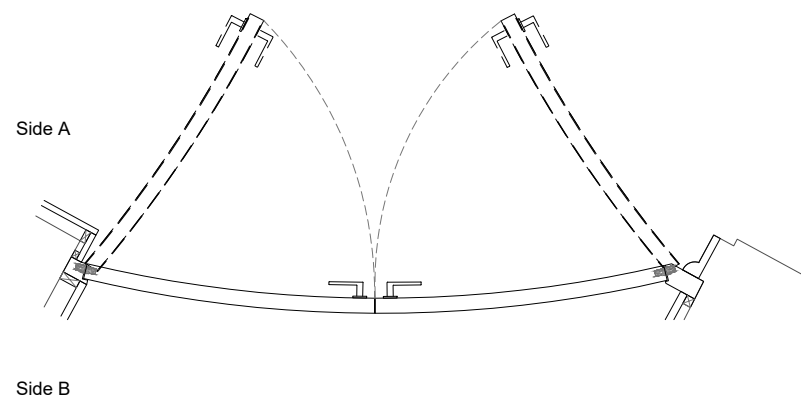


Elevation - Side A




Side B

Side A



Side A

Side B



Project
10 BELGRAVE SQUARE
LONDON UK

2021-7-8

DOOR SCHEDULE

Print
on A1

SCALE: 1 / 10

D1F-04C

DRAWINGS GIVEN AS DESIGN INTENT ONLY, THEY CAN NOT BE CONSIDERED AS CONSTRUCTION DRAWINGS

DIMENSIONS IN THIS DRAWING ARE NOTIONAL ONLY. ALL DIMENSIONS TO BE CHECKED ON SITE. FULL SITE DIMENSIONS TO BE TAKEN BY MANUFACTURER PRIOR TO PRODUCTION OF SHOP DRAWINGS. ALL SITE DIMENSIONS TO BE VERIFIED BY CONTRACTOR. FULL JOINERY SHOP DRAWINGS TO BE PROVIDED BY MANUFACTURER FOR C.A APPROVAL. ALL SANITARY ACCESSORIES TO BE SET OUT ON SITE. ALL STONE JUNCTION CORNERS ASSUME MITERED. CONTRACTOR TO SUBMIT SHOP DRAWINGS OF STONE/ TILES CUTS FOR APPROVAL. ALL EXPOSED STONE EDGES TO BE POLISHED. FOR FITTING AN FIXTURES REFER TO SANITARYWARE SCHEDULE/NBS.

REVISION 03

THESE DRAWINGS ARE FOR AESTHETIC DESIGN INFORMATION PURPOSES ONLY & DO NOT CONTAIN ANY INFORMATION FOR CONSTRUCTION, PERMITS OR COMPLIANCE TO BUILDING REGULATIONS. REFER TO DRAWINGS OF EXECUTIVE ARCHITECT OR DESIGN & BUILD CONTRACTOR FOR ALL INFORMATION.

DO NOT SCALE OFF THIS DRAWING. USE FIGURES DIMENSIONS ONLY OR CONSULT THE ARCHITECT. ARCHITECT TO BE INFORMED OF ANY VARIATIONS THAT MAY OCCUR BEFORE COMMENCEMENT OF WORK.



JEAN-LOUIS DENIOT

Architecture - Interior Design - Furnishing
39 rue de Verneuil 75007 Paris
Tel: +33 1 45 44 04 65 - contact@deniot.com

Full shop drawings to be provided by Contractors. Interior designer's approval is required before manufacture and construction for aesthetics purposes.

GENERAL COMMENTS

New blocks added on all architraves

For ironmongery finishes, please refer to Belg-JLD-Ironmongery room by room schedule

Key types security system to be confirmed by client or architect

All doors opening above carpet should be trimmed by approx 2cm (precise dimension to be confirmed before manufacture)

All mechanism and their proper functionality are to be ensured by GC.

FD1F-04D

Existing

Location

FIRST FLOOR

Sides

A Lobby Bar B Lift Lobby

Opening type and system (TBC by supplier)

Free Pass
No door

Type of setting

Lockable

Handle mounting height

Type of architrave

Side A Existing Side B Existing

Width Height

GENERAL COMMENTS

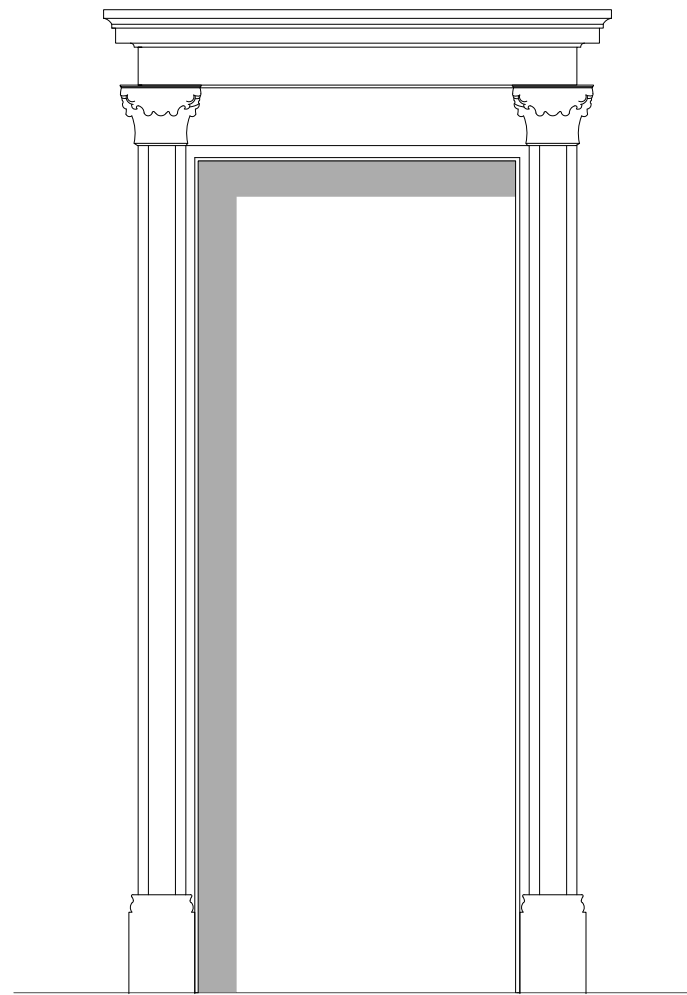
New blocks added on all architraves

For ironmongery finishes, please refer to Belg-JLD-Ironmongery room by room schedule

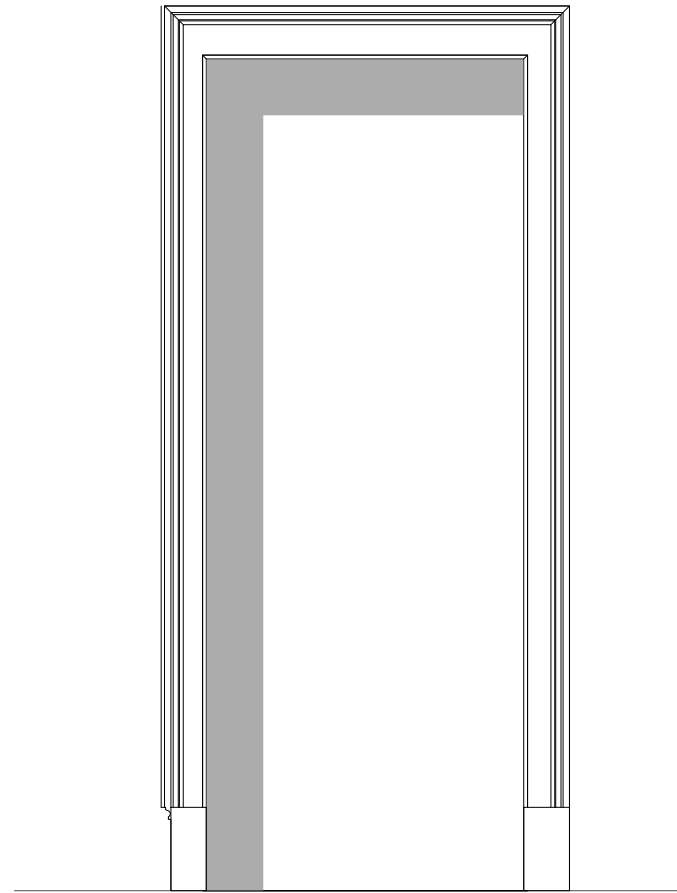
Key types security system to be confirmed by client or architect

All doors opening above carpet should be trimmed by approx 2cm (precise dimension to be confirmed before manufacture)

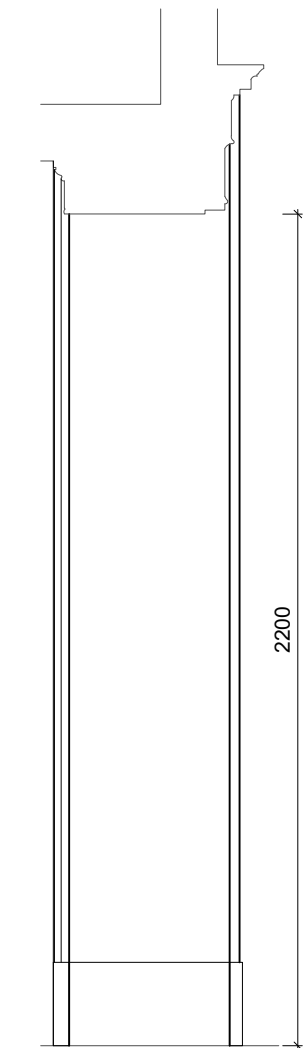
All mechanism and their proper functionality are to be ensured by GC.



Elevation - Side A



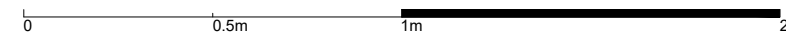
Elevation - Side B



Side B Side A



Existing
to remain



Project
10 BELGRAVE SQUARE
LONDON UK

2021-7-8

DOOR SCHEDULE

Print on A1 SCALE: 1 / 10

FD1F-04D

DRAWINGS GIVEN AS DESIGN INTENT ONLY, THEY CAN NOT BE CONSIDERED AS CONSTRUCTION DRAWINGS

DIMENSIONS IN THIS DRAWING ARE NOTIONAL ONLY. ALL DIMENSIONS TO BE CHECKED ON SITE. FULL SITE DIMENSIONS TO BE TAKEN BY MANUFACTURER PRIOR TO PRODUCTION OF SHOP DRAWINGS. ALL SITE DIMENSIONS TO BE VERIFIED BY CONTRACTOR. FULL JOINERY SHOP DRAWINGS TO BE PROVIDED BY MANUFACTURER FOR C.A APPROVAL. ALL SANITARY ACCESSORIES TO BE SET OUT ON SITE. ALL STONE JUNCTION CORNERS ASSUME MITERED. CONTRACTOR TO SUBMIT SHOP DRAWINGS OF STONE/ TILES CUTS FOR APPROVAL. ALL EXPOSED STONE EDGES TO BE POLISHED. FOR FITTING AN FIXTURES REFER TO SANITARYWARE SCHEDULE/NBS.

REVISION 03

THESE DRAWINGS ARE FOR AESTHETIC DESIGN INFORMATION PURPOSES ONLY & DO NOT CONTAIN ANY INFORMATION FOR CONSTRUCTION, PERMITS OR COMPLIANCE TO BUILDING REGULATIONS. REFER TO DRAWINGS OF EXECUTIVE ARCHITECT OR DESIGN & BUILD CONTRACTOR FOR ALL INFORMATION.

DO NOT SCALE OFF THIS DRAWING. USE FIGURES DIMENSIONS ONLY OR CONSULT THE ARCHITECT. ARCHITECT TO BE INFORMED OF ANY VARIATIONS THAT MAY OCCUR BEFORE COMMENCEMENT OF WORK.



JEAN-LOUIS DENIOT

Architecture - Interior Design - Furnishing
39 rue de Verneuil 75007 Paris
Tel: +33 1 45 44 04 65 - contact@deniot.com

Full shop drawings to be provided by Contractors. Interior designer's approval is required before manufacture and construction for aesthetics purposes.

D1F-04E

New

Location

FIRST FLOOR

Sides

A Lobby Bar B Cupboards

Opening type and system (TBC by supplier)

Double jib doors
Hidden hinges

Type of setting

Concealed

Lockable

NO

Handle mounting height

94 cm

Type of architrave

Side A

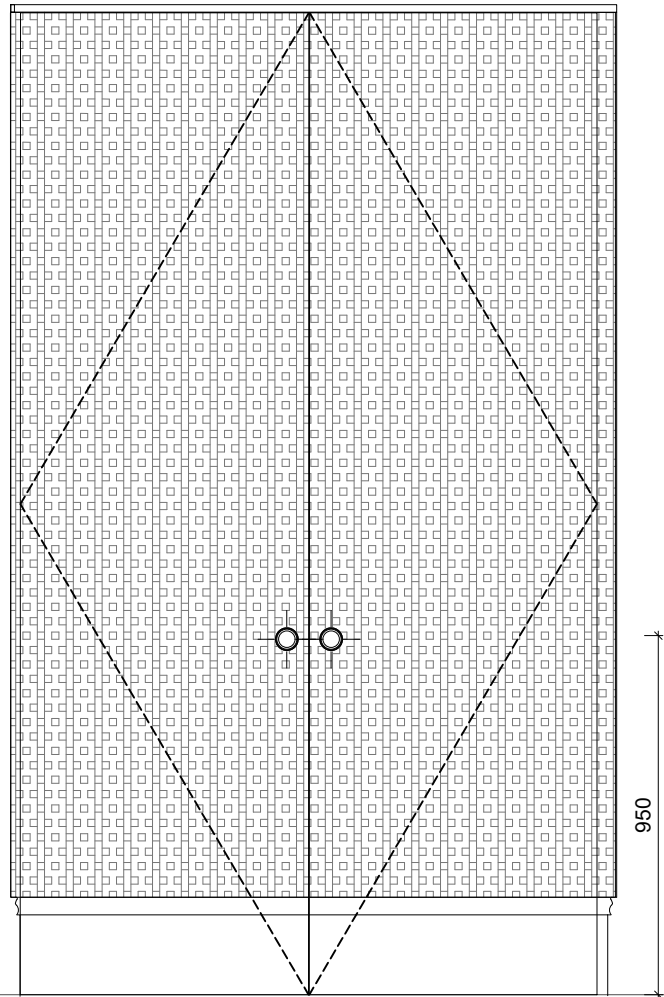
Side B

Part of joinery

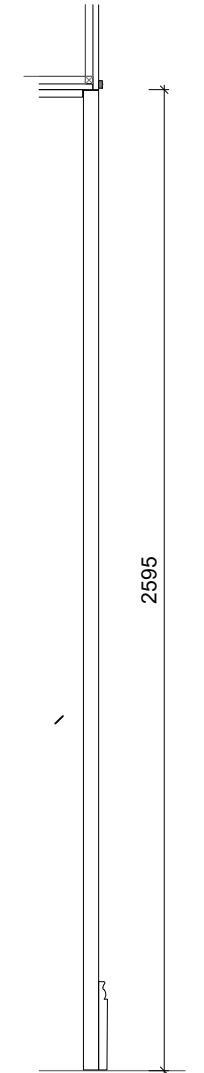
Part of joinery

Width

Height

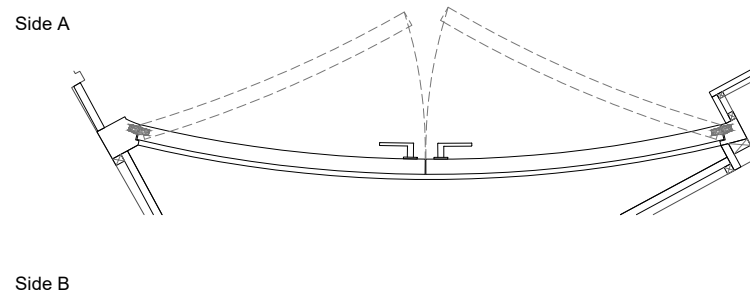


Elevation - Side A



Side B

Side A



Side A

Side B

GENERAL COMMENTS

New blocks added on all architraves

For ironmongery finishes, please refer to Belg-JLD-Ironmongery room by room schedule

Key types security system to be confirmed by client or architect

All doors opening above carpet should be trimmed by approx 2cm (precise dimension to be confirmed before manufacture)

All mechanism and their proper functionality are to be ensured by GC.

Project
10 BELGRAVE SQUARE
LONDON UK

2021-7-8

DOOR SCHEDULE

Print
on A1

SCALE: 1 / 10

D1F-04E

DRAWINGS GIVEN AS DESIGN INTENT ONLY, THEY CAN NOT BE CONSIDERED AS CONSTRUCTION DRAWINGS

DIMENSIONS IN THIS DRAWING ARE NOTIONAL ONLY. ALL DIMENSIONS TO BE CHECKED ON SITE. FULL SITE DIMENSIONS TO BE TAKEN BY MANUFACTURER PRIOR TO PRODUCTION OF SHOP DRAWINGS. ALL SITE DIMENSIONS TO BE VERIFIED BY CONTRACTOR. FULL JOINERY SHOP DRAWINGS TO BE PROVIDED BY MANUFACTURER FOR C.A APPROVAL. ALL SANITARY ACCESSORIES TO BE SET OUT ON SITE. ALL STONE JUNCTION CORNERS ASSUME MITERED. CONTRACTOR TO SUBMIT SHOP DRAWINGS OF STONE/TILES CUTS FOR APPROVAL. ALL EXPOSED STONE EDGES TO BE POLISHED. FOR FITTING AN FIXTURES REFER TO SANITARYWARE SCHEDULE/NBS.

REVISION 03


THESE DRAWINGS ARE FOR AESTHETIC DESIGN INFORMATION PURPOSES ONLY & DO NOT CONTAIN ANY INFORMATION FOR CONSTRUCTION, PERMITS OR COMPLIANCE TO BUILDING REGULATIONS. REFER TO DRAWINGS OF EXECUTIVE ARCHITECT OR DESIGN & BUILD CONTRACTOR FOR ALL INFORMATION.

DO NOT SCALE OFF THIS DRAWING. USE FIGURES DIMENSIONS ONLY OR CONSULT THE ARCHITECT. ARCHITECT TO BE INFORMED OF ANY VARIATIONS THAT MAY OCCUR BEFORE COMMENCEMENT OF WORK.



JEAN-LOUIS DENIOT

Architecture - Interior Design - Furnishing
39 rue de Verneuil 75007 Paris
Tel: +33 1 45 44 04 65 - contact@deniot.com



Full shop drawings to be provided by Contractors. Interior designer's approval is required before manufacture and construction for aesthetics purposes.

D1F-05B

Location

FIRST FLOOR

Sides

A Lift Lobby B Lift Lobby

Opening type and system (TBC by supplier)

Free Pass
No door

Type of setting

Lockable

Handle mounting height

Type of architrave

Side A	Side B
Part of joinery	New to match existing
Width	Height

GENERAL COMMENTS


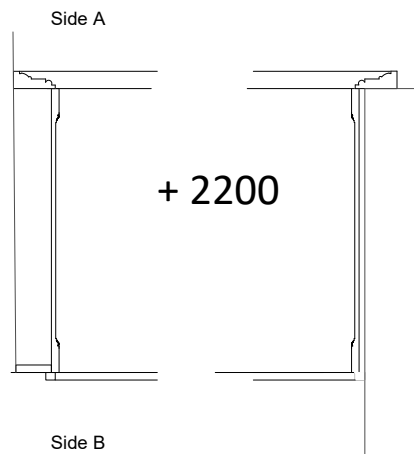
New blocks added on all architraves

For ironmongery finishes, please refer to Belg-JLD-Ironmongery room by room schedule

Key types security system to be confirmed by client or architect

All doors opening above carpet should be trimmed by approx 2cm (precise dimension to be confirmed before manufacture)

All mechanism and their proper functionality are to be ensured by GC.



Project
10 BELGRAVE SQUARE
LONDON UK

2021-7-8

DOOR SCHEDULE

Print on A1

SCALE: 1 / 10

D1F-05B

Full shop drawings to be provided by Contractors. Interior designer's approval is required before manufacture and construction for aesthetics purposes.

DRAWINGS GIVEN AS DESIGN INTENT ONLY, THEY CAN NOT BE CONSIDERED AS CONSTRUCTION DRAWINGS
DIMENSIONS IN THIS DRAWING ARE NOTIONAL ONLY. ALL DIMENSIONS TO BE CHECKED ON SITE.
FULL SITE DIMENSIONS TO BE TAKEN BY MANUFACTURER PRIOR TO PRODUCTION OF SHOP DRAWINGS.
ALL SITE DIMENSIONS TO BE VERIFIED BY CONTRACTOR. FULL JOINERY SHOP DRAWINGS TO BE PROVIDED BY MANUFACTURER FOR C.A APPROVAL.
ALL SANITARY ACCESSORIES TO BE SET OUT ON SITE. CONTRACTOR TO SUBMIT SHOP DRAWINGS OF STONE/ TILES CUTS FOR APPROVAL
ALL EXPOSED STONE EDGES TO BE POLISHED.
FOR FITTING AN FIXTURES REFER TO SANITARYWARE SCHEDULE/NBS.

REVISION 03

THESE DRAWINGS ARE FOR AESTHETIC DESIGN INFORMATION PURPOSES ONLY & DO NOT CONTAIN ANY INFORMATION FOR CONSTRUCTION, PERMITS OR COMPLIANCE TO BUILDING REGULATIONS. REFER TO DRAWINGS OF EXECUTIVE ARCHITECT OR DESIGN & BUILD CONTRACTOR FOR ALL INFORMATION.

DO NOT SCALE OFF THIS DRAWING. USE FIGURES DIMENSIONS ONLY OR CONSULT THE ARCHITECT. ARCHITECT TO BE INFORMED OF ANY VARIATIONS THAT MAY OCCUR BEFORE COMMENCEMENT OF WORK.



JEAN-LOUIS DENIOT

Architecture - Interior Design - Furnishing
39 rue de Verneuil 75007 Paris
Tel: +33 1 45 44 04 65 - contact@deniot.com

FD1F-06A

Existing

Location

FIRST FLOOR

Sides

A	B
Secondary Stairs	Lift Lobby

Opening type and system (TBC by supplier)

Single leaf

Type of setting

Orb

Lockable

NO

Handle mounting height

94 cm

Type of architrave

Side A	Side B
Existing	Existing

Width	Height
-------	--------

GENERAL COMMENTS

New blocks added on all architraves

For ironmongery finishes, please refer to Belg-JLD-Ironmongery room by room schedule

Key types security system to be confirmed by client or architect

All doors opening above carpet should be trimmed by approx 2cm (precise dimension to be confirmed before manufacture)

All mechanism and their proper functionality are to be ensured by GC.

Project
10 BELGRAVE SQUARE
LONDON UK

2021-7-8

DOOR SCHEDULE

Print on A1 SCALE: 1 / 10

FD1F-06A

DRAWINGS GIVEN AS DESIGN INTENT ONLY, THEY CAN NOT BE CONSIDERED AS CONSTRUCTION DRAWINGS

DIMENSIONS IN THIS DRAWING ARE NOTIONAL ONLY. ALL DIMENSIONS TO BE CHECKED ON SITE. FULL SITE DIMENSIONS TO BE TAKEN BY MANUFACTURER PRIOR TO PRODUCTION OF SHOP DRAWINGS. ALL SITE DIMENSIONS TO BE VERIFIED BY CONTRACTOR. FULL JOINERY SHOP DRAWINGS TO BE PROVIDED BY MANUFACTURER FOR C.A APPROVAL. ALL SANITARY ACCESSORIES TO BE SET OUT ON SITE. ALL STONE JUNCTION CORNERS ASSUME MITERED. CONTRACTOR TO SUBMIT SHOP DRAWINGS OF STONE/TILES CUTS FOR APPROVAL. ALL EXPOSED STONE EDGES TO BE POLISHED. FOR FITTING AN FIXTURES REFER TO SANITARYWARE SCHEDULE/NBS.

REVISION 03


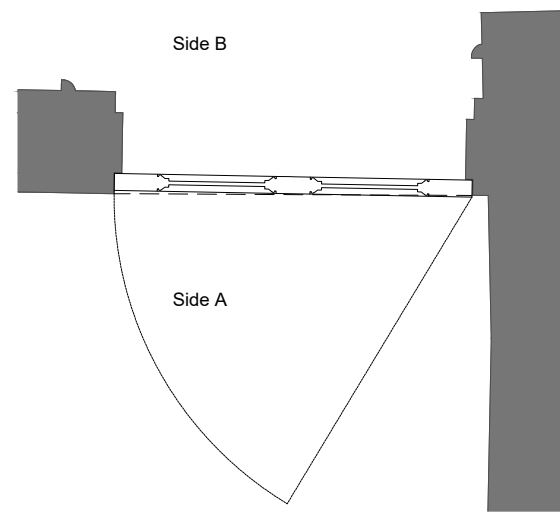
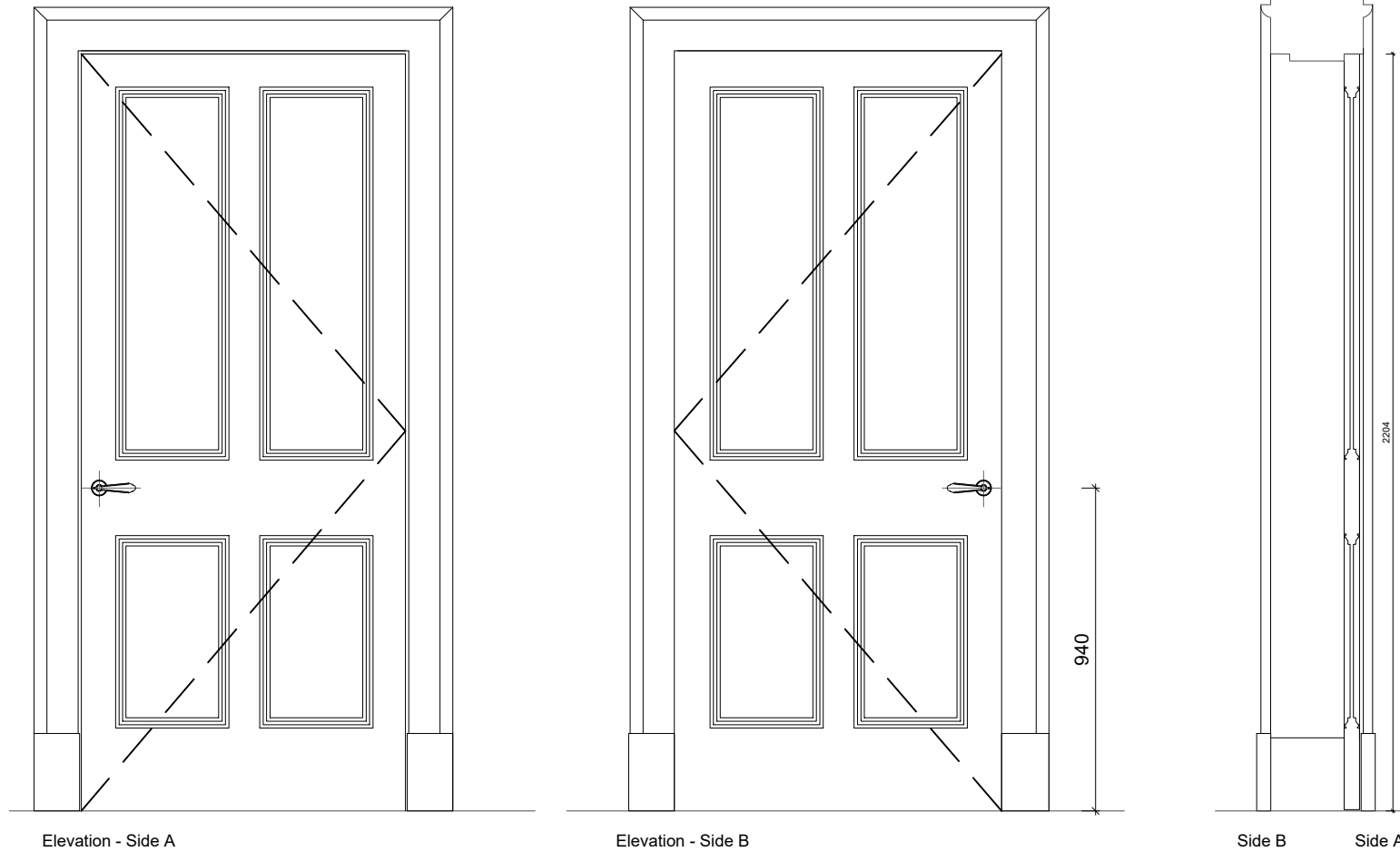
THESE DRAWINGS ARE FOR AESTHETIC DESIGN INFORMATION PURPOSES ONLY & DO NOT CONTAIN ANY INFORMATION FOR CONSTRUCTION, PERMITS OR COMPLIANCE TO BUILDING REGULATIONS. REFER TO DRAWINGS OF EXECUTIVE ARCHITECT OR DESIGN & BUILD CONTRACTOR FOR ALL INFORMATION.

DO NOT SCALE OFF THIS DRAWING. USE FIGURES DIMENSIONS ONLY OR CONSULT THE ARCHITECT. ARCHITECT TO BE INFORMED OF ANY VARIATIONS THAT MAY OCCUR BEFORE COMMENCEMENT OF WORK.



JEAN-LOUIS DENIOT

Architecture - Interior Design - Furnishing
39 rue de Verneuil 75007 Paris
Tel: +33 1 45 44 04 65 - contact@deniot.com



Full shop drawings to be provided by Contractors. Interior designer's approval is required before manufacture and construction for aesthetics purposes.

FD1F-06B

Existing

Location

FIRST FLOOR

Sides

A Secondary Stairs B Technical Room

Opening type and system (TBC by supplier)

Single leaf
Technical door

Type of setting

Concealed

Lockable

YES/ Technical door lock

Handle mounting height

Type of architrave

Side A

Side B

Existing

Existing

Width

Height

GENERAL COMMENTS


New blocks added on all architraves

For ironmongery finishes, please refer to Belg-JLD-Ironmongery room by room schedule

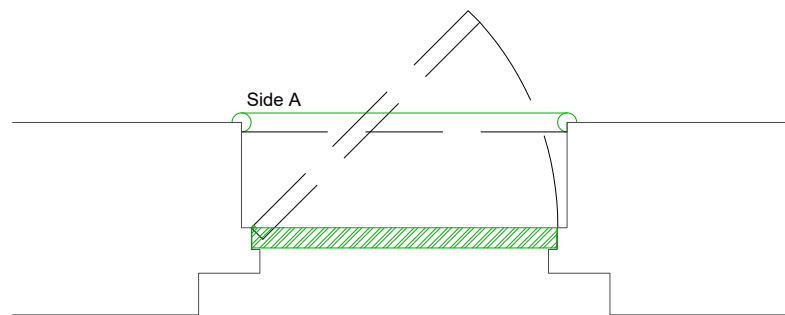
Key types security system to be confirmed by client or architect

All doors opening above carpet should be trimmed by approx 2cm (precise dimension to be confirmed before manufacture)

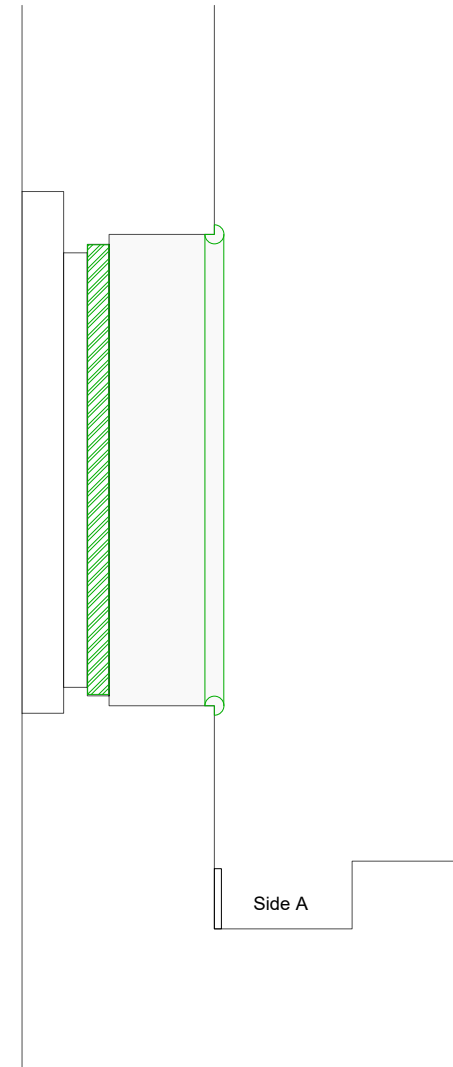
All mechanism and their proper functionality are to be ensured by GC.



Side A



Side A



Side A

**SCHEMATIC REPRESENTATION
TO BE ADAPTED TO ALL
TECHNICAL DOORS IN THE
SECONDARY STAIRCASE**

0 0.5m 1m 2m

Project
10 BELGRAVE SQUARE
LONDON UK

2021-7-8

DOOR SCHEDULE

Print
on A1

SCALE: 1 / 10

FD1F-06B

DRAWINGS GIVEN AS DESIGN INTENT ONLY, THEY CAN NOT BE CONSIDERED AS CONSTRUCTION DRAWINGS

DIMENSIONS IN THIS DRAWING ARE NOTIONAL ONLY. ALL DIMENSIONS TO BE CHECKED ON SITE. FULL SITE DIMENSIONS TO BE TAKEN BY MANUFACTURER PRIOR TO PRODUCTION OF SHOP DRAWINGS. ALL SITE DIMENSIONS TO BE VERIFIED BY CONTRACTOR. FULL JOINERY SHOP DRAWINGS TO BE PROVIDED BY MANUFACTURER FOR C.A APPROVAL. ALL SANITARY ACCESSORIES TO BE SET OUT ON SITE. ALL STONE JUNCTION CORNERS ASSUME MITERED. CONTRACTOR TO SUBMIT SHOP DRAWINGS OF STONE/ TILES CUTS FOR APPROVAL. ALL EXPOSED STONE EDGES TO BE POLISHED. FOR FITTING AN FIXTURES REFER TO SANITARYWARE SCHEDULE/NBS.

REVISION 03

THESE DRAWINGS ARE FOR AESTHETIC DESIGN INFORMATION PURPOSES ONLY & DO NOT CONTAIN ANY INFORMATION FOR CONSTRUCTION, PERMITS OR COMPLIANCE TO BUILDING REGULATIONS. REFER TO DRAWINGS OF EXECUTIVE ARCHITECT OR DESIGN & BUILD CONTRACTOR FOR ALL INFORMATION.

DO NOT SCALE OFF THIS DRAWING. USE FIGURES DIMENSIONS ONLY OR CONSULT THE ARCHITECT. ARCHITECT TO BE INFORMED OF ANY VARIATIONS THAT MAY OCCUR BEFORE COMMENCEMENT OF WORK.



JEAN-LOUIS DENIOT

Architecture - Interior Design - Furnishing
39 rue de Verneuil 75007 Paris
Tel: +33 1 45 44 04 65 - contact@deniot.com

Full shop drawings to be provided by Contractors. Interior designer's approval is required before manufacture and construction for aesthetics purposes.

FD1F-06C

Existing

Location

FIRST FLOOR

Sides

A	B
Secondary Stairs	Technical Room

Opening type and system (TBC by supplier)

Single leaf
Technical door

Type of setting

Concealed

Lockable

YES/ Technical door lock

Handle mounting height

Type of architrave

Side A	Side B
Existing	Existing

Width	Height
-------	--------

GENERAL COMMENTS


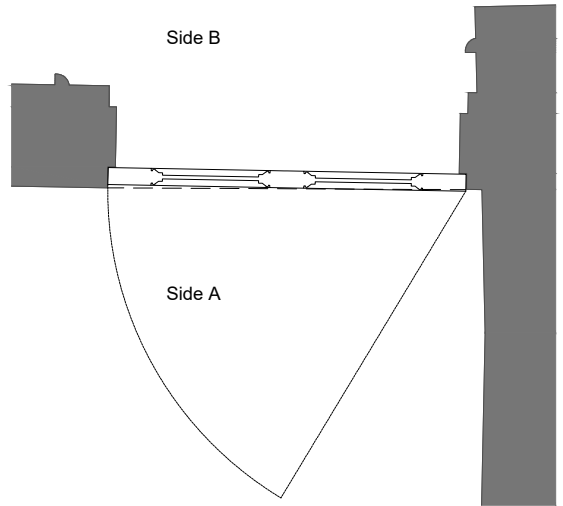

New blocks added on all architraves

For ironmongery finishes, please refer to Belg-JLD-Ironmongery room by room schedule

Key types security system to be confirmed by client or architect

All doors opening above carpet should be trimmed by approx 2cm (precise dimension to be confirmed before manufacture)

All mechanism and their proper functionality are to be ensured by GC.



Project
10 BELGRAVE SQUARE
LONDON UK

2021-7-8

DOOR SCHEDULE

Print on A1

SCALE: 1 / 10

FD1F-06C

DRAWINGS GIVEN AS DESIGN INTENT ONLY, THEY CAN NOT BE CONSIDERED AS CONSTRUCTION DRAWINGS

DIMENSIONS IN THIS DRAWING ARE NOTIONAL ONLY. ALL DIMENSIONS TO BE CHECKED ON SITE. FULL SITE DIMENSIONS TO BE TAKEN BY MANUFACTURER PRIOR TO PRODUCTION OF SHOP DRAWINGS. ALL SITE DIMENSIONS TO BE VERIFIED BY CONTRACTOR. FULL JOINERY SHOP DRAWINGS TO BE PROVIDED BY MANUFACTURER FOR C.A APPROVAL. ALL SANITARY ACCESSORIES TO BE SET OUT ON SITE. ALL STONE JUNCTION CORNERS ASSUME MITERED. CONTRACTOR TO SUBMIT SHOP DRAWINGS OF STONE/ TILES CUTS FOR APPROVAL. ALL EXPOSED STONE EDGES TO BE POLISHED. FOR FITTING AN FIXTURES REFER TO SANITARYWARE SCHEDULE/NBS.

REVISION 03

THESE DRAWINGS ARE FOR AESTHETIC DESIGN INFORMATION PURPOSES ONLY & DO NOT CONTAIN ANY INFORMATION FOR CONSTRUCTION, PERMITS OR COMPLIANCE TO BUILDING REGULATIONS. REFER TO DRAWINGS OF EXECUTIVE ARCHITECT OR DESIGN & BUILD CONTRACTOR FOR ALL INFORMATION.

DO NOT SCALE OFF THIS DRAWING. USE FIGURES DIMENSIONS ONLY OR CONSULT THE ARCHITECT. ARCHITECT TO BE INFORMED OF ANY VARIATIONS THAT MAY OCCUR BEFORE COMMENCEMENT OF WORK.



JEAN-LOUIS DENIOT

Architecture - Interior Design - Furnishing
39 rue de Verneuil 75007 Paris
Tel: +33 1 45 44 04 65 - contact@deniot.com

Full shop drawings to be provided by Contractors. Interior designer's approval is required before manufacture and construction for aesthetics purposes.

FD1F-07A

Existing

Location

FIRST FLOOR

Sides

A	B
Secondary Stairs	Store

Opening type and system (TBC by supplier)

Single leaf

Type of setting

Standard

Lockable

NO

Handle mounting height

94 cm

Type of architrave

Side A	Side B
New to match existing	Existing
Width	Height

GENERAL COMMENTS

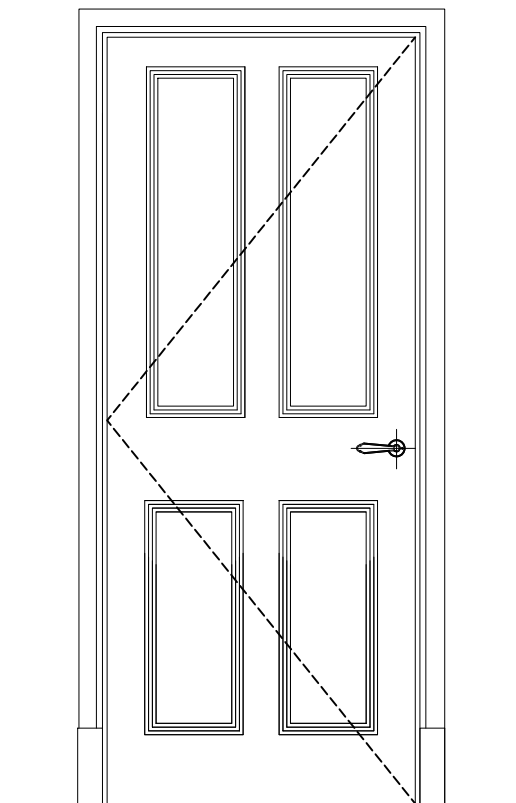
New blocks added on all architraves

For ironmongery finishes, please refer to Belg-JLD-Ironmongery room by room schedule

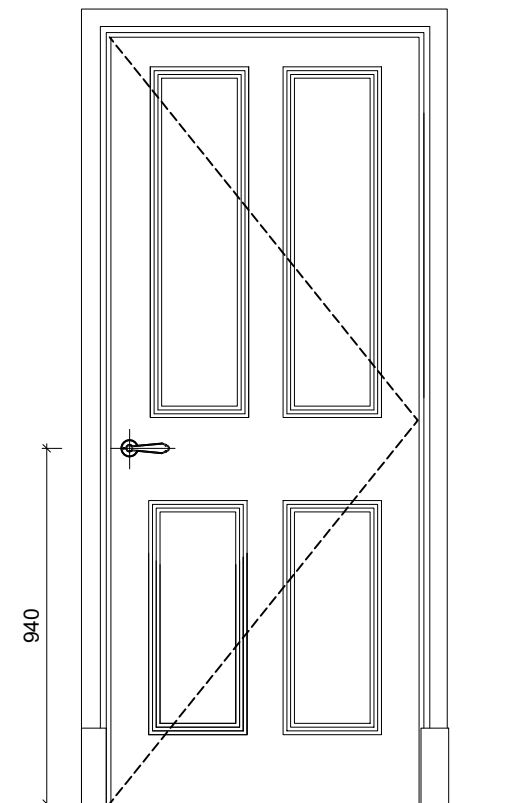
Key types security system to be confirmed by client or architect

All doors opening above carpet should be trimmed by approx 2cm (precise dimension to be confirmed before manufacture)

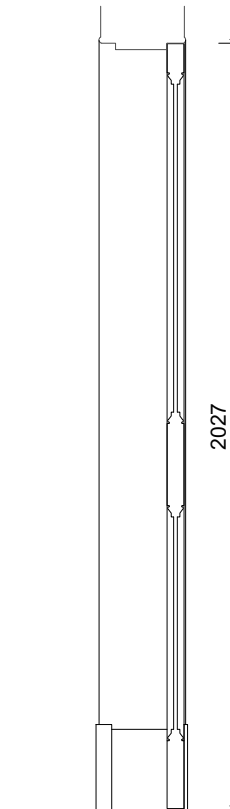
All mechanism and their proper functionality are to be ensured by GC.



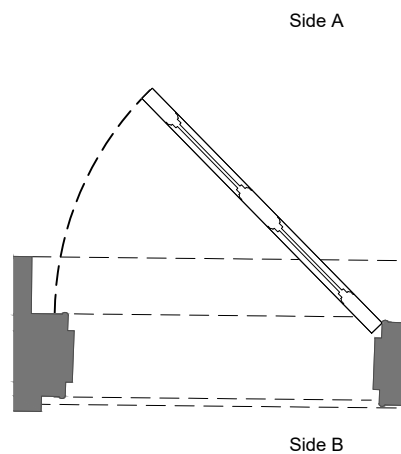
Elevation - Side A




Elevation - Side B



Side B Side A



TYPICAL DOOR
4 PANELS
Existing door frames



Project
10 BELGRAVE SQUARE
LONDON UK

2021-7-8

DOOR SCHEDULE

Print on A1 SCALE: 1 / 10

FD1F-07A

DRAWINGS GIVEN AS DESIGN INTENT ONLY, THEY CAN NOT BE CONSIDERED AS CONSTRUCTION DRAWINGS
DIMENSIONS IN THIS DRAWING ARE NOTIONAL ONLY. ALL DIMENSIONS TO BE CHECKED ON SITE.
FULL SITE DIMENSIONS TO BE TAKEN BY MANUFACTURER PRIOR TO PRODUCTION OF SHOP DRAWINGS.
ALL SITE DIMENSIONS TO BE VERIFIED BY CONTRACTOR. FULL JOINERY SHOP DRAWINGS TO BE PROVIDED BY MANUFACTURER FOR C.A APPROVAL.
ALL SANITARY ACCESSORIES TO BE SET OUT ON SITE. ALL STONE JUNCTION CORNERS ASSUME MITERED. CONTRACTOR TO SUBMIT SHOP DRAWINGS OF STONE/TILES CUTS FOR APPROVAL
ALL EXPOSED STONE EDGES TO BE POLISHED. FOR FITTING AN FIXTURES REFER TO SANITARYWARE SCHEDULE/NBS.

REVISION 03

THESE DRAWINGS ARE FOR AESTHETIC DESIGN INFORMATION PURPOSES ONLY & DO NOT CONTAIN ANY INFORMATION FOR CONSTRUCTION, PERMITS OR COMPLIANCE TO BUILDING REGULATIONS. REFER TO DRAWINGS OF EXECUTIVE ARCHITECT OR DESIGN & BUILD CONTRACTOR FOR ALL INFORMATION.

DO NOT SCALE OFF THIS DRAWING. USE FIGURES DIMENSIONS ONLY OR CONSULT THE ARCHITECT. ARCHITECT TO BE INFORMED OF ANY VARIATIONS THAT MAY OCCUR BEFORE COMMENCEMENT OF WORK.



JEAN-LOUIS DENIOT

Architecture - Interior Design - Furnishing
39 rue de Verneuil 75007 Paris
Tel: +33 1 45 44 04 65 - contact@deniot.com

Full shop drawings to be provided by Contractors. Interior designer's approval is required before manufacture and construction for aesthetics purposes.

D1F-08A

New - 4 panelled

Location

FIRST FLOOR

Sides

A	B
Cloakroom	Lift Lobby

Opening type and system (TBC by supplier)

Single leaf

Type of setting

Urn

Lockable

YES_bathroom door lock

Handle mounting height

94 cm

Type of architrave

Side A	Side B
New part of joinery	New to match existing

Width	Height
-------	--------

GENERAL COMMENTS


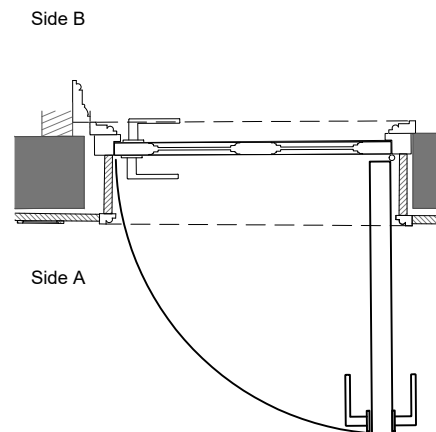
New blocks added on all architraves

For ironmongery finishes, please refer to Belg-JLD-Ironmongery room by room schedule

Key types security system to be confirmed by client or architect

All doors opening above carpet should be trimmed by approx 2cm (precise dimension to be confirmed before manufacture)

All mechanism and their proper functionality are to be ensured by GC.



Project
10 BELGRAVE SQUARE
LONDON UK

2021-7-8

DOOR SCHEDULE

Print on A1 SCALE: 1 / 10

D1F-08A

Full shop drawings to be provided by Contractors. Interior designer's approval is required before manufacture and construction for aesthetics purposes.

DRAWINGS GIVEN AS DESIGN INTENT ONLY, THEY CAN NOT BE CONSIDERED AS CONSTRUCTION DRAWINGS

DIMENSIONS IN THIS DRAWING ARE NOTIONAL ONLY. ALL DIMENSIONS TO BE CHECKED ON SITE. FULL SITE DIMENSIONS TO BE TAKEN BY MANUFACTURER PRIOR TO PRODUCTION OF SHOP DRAWINGS. ALL SITE DIMENSIONS TO BE VERIFIED BY CONTRACTOR. FULL JOINERY SHOP DRAWINGS TO BE PROVIDED BY MANUFACTURER FOR C.A APPROVAL. ALL SANITARY ACCESSORIES TO BE SET OUT ON SITE. ALL STONE JUNCTION CORNERS ASSUME MITERED. CONTRACTOR TO SUBMIT SHOP DRAWINGS OF STONE/TILES CUTS FOR APPROVAL. ALL EXPOSED STONE EDGES TO BE POLISHED. FOR FITTING AN FIXTURES REFER TO SANITARYWARE SCHEDULE/NBS.

REVISION 03

THESE DRAWINGS ARE FOR AESTHETIC DESIGN INFORMATION PURPOSES ONLY & DO NOT CONTAIN ANY INFORMATION FOR CONSTRUCTION, PERMITS OR COMPLIANCE TO BUILDING REGULATIONS. REFER TO DRAWINGS OF EXECUTIVE ARCHITECT OR DESIGN & BUILD CONTRACTOR FOR ALL INFORMATION.

DO NOT SCALE OFF THIS DRAWING. USE FIGURES DIMENSIONS ONLY OR CONSULT THE ARCHITECT. ARCHITECT TO BE INFORMED OF ANY VARIATIONS THAT MAY OCCUR BEFORE COMMENCEMENT OF WORK.



JEAN-LOUIS DENIOT

Architecture - Interior Design - Furnishing
39 rue de Verneuil 75007 Paris
Tel: +33 1 45 44 04 65 - contact@deniot.com

FD1F-09A

New - 4 panelled

Location

FIRST FLOOR

Sides

A	B
Gentleman's Lounge	Lift Lobby

Opening type and system (TBC by supplier)

Single leaf

Type of setting

Orb

Lockable

YES_key entrance

Handle mounting height

94 cm

Type of architrave

Side A

Side B

New
to match existing

New
to match existing

Width

Height

GENERAL COMMENTS

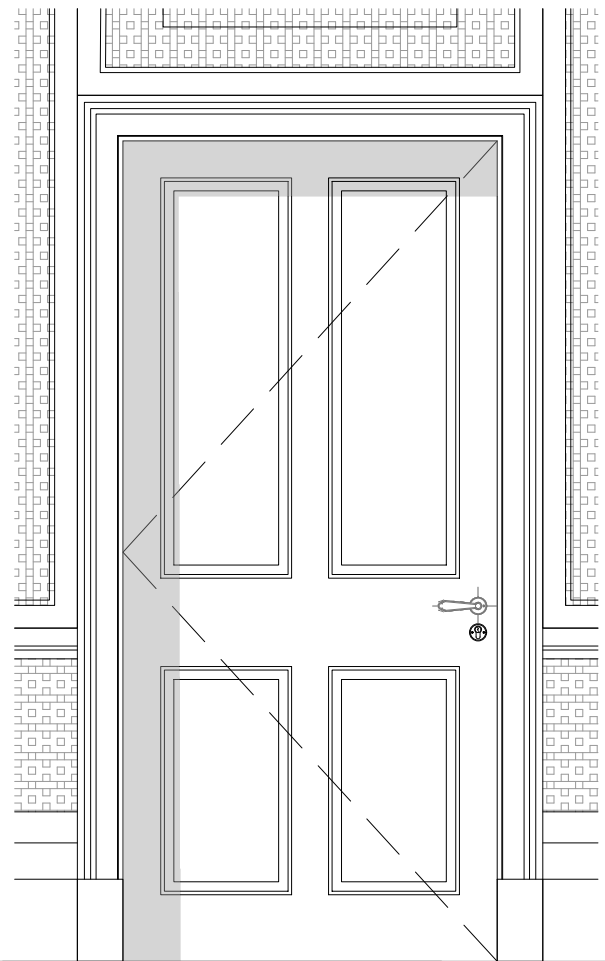
New blocks added on all architraves

For ironmongery finishes, please refer to Belg-JLD-Ironmongery room by room schedule

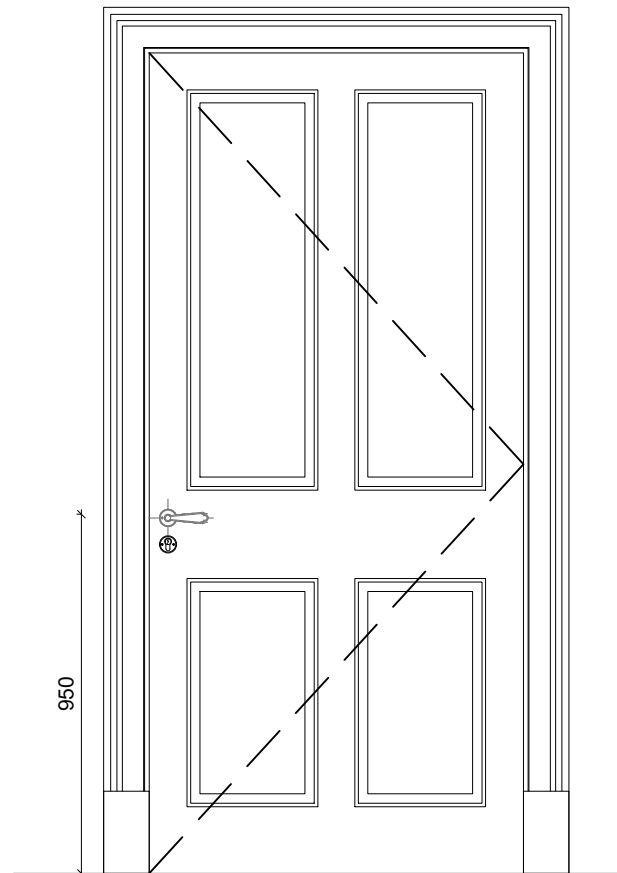
Key types security system to be confirmed by client or architect

All doors opening above carpet should be trimmed by approx 2cm (precise dimension to be confirmed before manufacture)
New doors to match existing

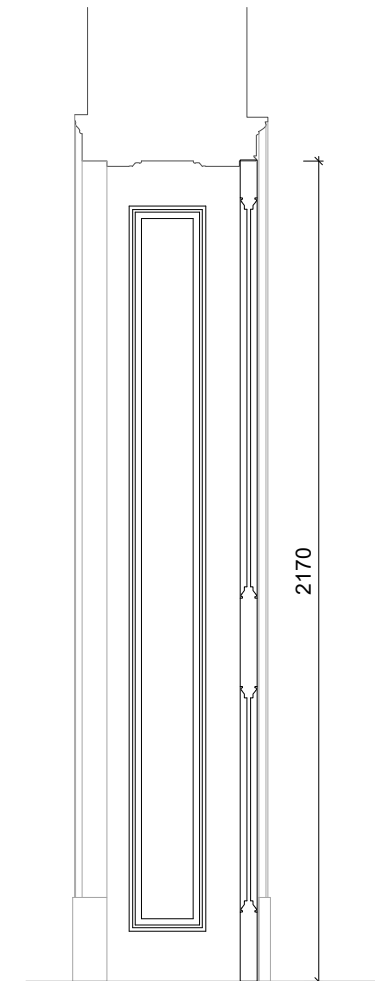
refer to interior designer's drawings and specification
All mechanism and their proper functionality are to be ensured by GC.



Elevation - Side A

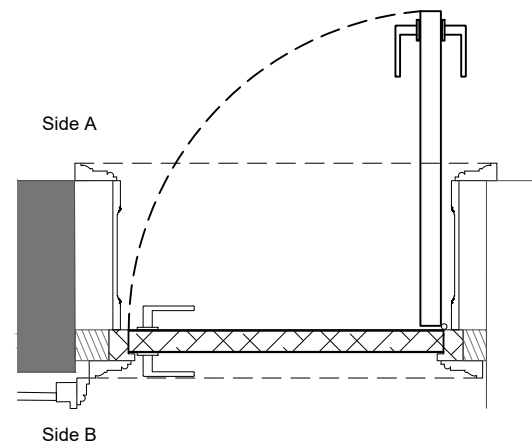


Elevation - Side B




Side B

Side A



Side A

Side B



Project
10 BELGRAVE SQUARE
LONDON UK

2021-7-8

DOOR SCHEDULE

Print
on A1

SCALE: 1 / 10

FD1F-09A

DRAWINGS GIVEN AS DESIGN INTENT ONLY, THEY CAN NOT BE CONSIDERED AS CONSTRUCTION DRAWINGS

DIMENSIONS IN THIS DRAWING ARE NOTIONAL ONLY. ALL DIMENSIONS TO BE CHECKED ON SITE. FULL SITE DIMENSIONS TO BE TAKEN BY MANUFACTURER PRIOR TO PRODUCTION OF SHOP DRAWINGS. ALL SITE DIMENSIONS TO BE VERIFIED BY CONTRACTOR. FULL JOINERY SHOP DRAWINGS TO BE PROVIDED BY MANUFACTURER FOR C.A APPROVAL. ALL SANITARY ACCESSORIES TO BE SET OUT ON SITE. ALL STONE JUNCTION CORNERS ASSUME MITERED. CONTRACTOR TO SUBMIT SHOP DRAWINGS OF STONE/TILES CUTS FOR APPROVAL. ALL EXPOSED STONE EDGES TO BE POLISHED. FOR FITTING AN FIXTURES REFER TO SANITARYWARE SCHEDULE/NBS.

REVISION 03

THESE DRAWINGS ARE FOR AESTHETIC DESIGN INFORMATION PURPOSES ONLY & DO NOT CONTAIN ANY INFORMATION FOR CONSTRUCTION, PERMITS OR COMPLIANCE TO BUILDING REGULATIONS. REFER TO DRAWINGS OF EXECUTIVE ARCHITECT OR DESIGN & BUILD CONTRACTOR FOR ALL INFORMATION.

DO NOT SCALE OFF THIS DRAWING. USE FIGURES DIMENSIONS ONLY OR CONSULT THE ARCHITECT. ARCHITECT TO BE INFORMED OF ANY VARIATIONS THAT MAY OCCUR BEFORE COMMENCEMENT OF WORK.



JEAN-LOUIS DENIOT

Architecture - Interior Design - Furnishing
39 rue de Verneuil 75007 Paris
Tel: +33 1 45 44 04 65 - contact@deniot.com

Full shop drawings to be provided by Contractors. Interior designer's approval is required before manufacture and construction for aesthetics purposes.

D1F-10A

New - 4 panelled

Location

FIRST FLOOR

Sides

A B
Guest Ensuite Guest bedroom 1

Opening type and system (TBC by supplier)

Single leaf

Type of setting

Orb

Lockable

YES_Bathroom Door lock

Handle mounting height

94 cm

Type of architrave

Side A Side B
New part of joinery New part of joinery

Width Height

GENERAL COMMENTS

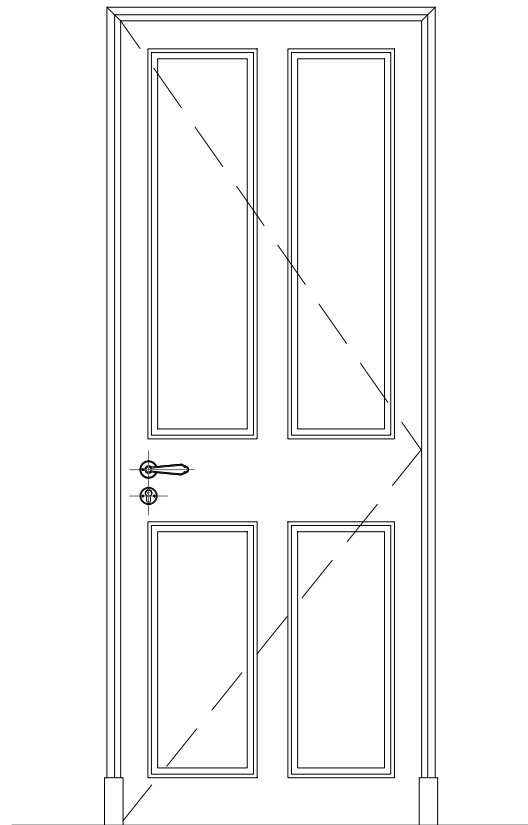
New blocks added on all architraves

For ironmongery finishes, please refer to Belg-JLD-Ironmongery room by room schedule

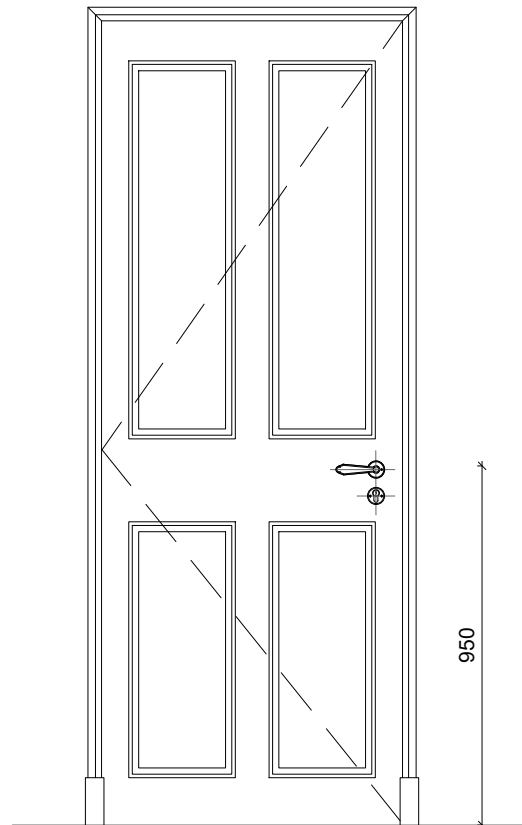
Key types security system to be confirmed by client or architect

All doors opening above carpet should be trimmed by approx 2cm (precise dimension to be confirmed before manufacture)

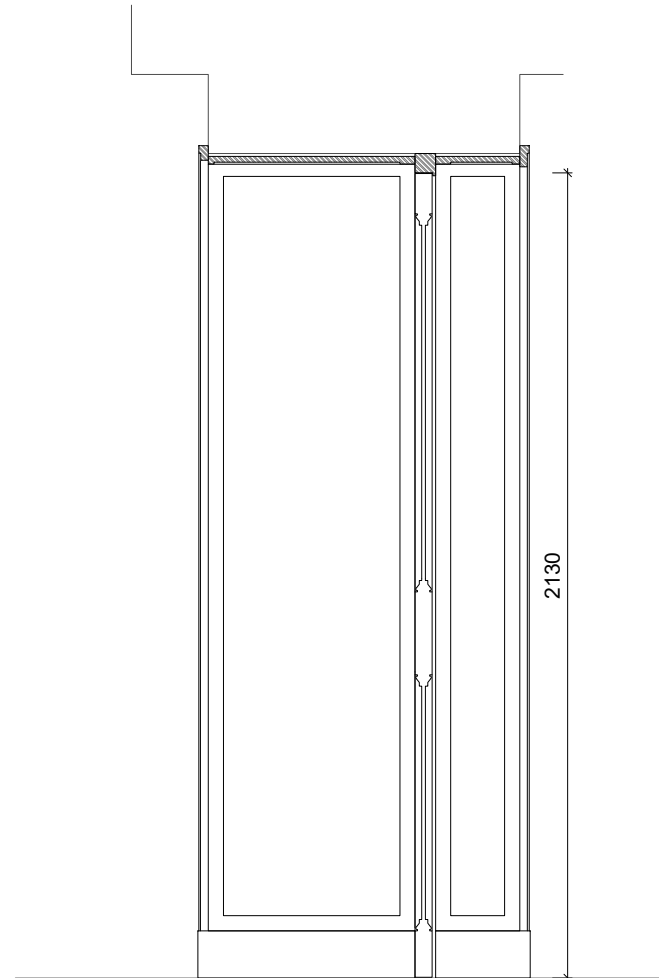
All mechanism and their proper functionality are to be ensured by GC.



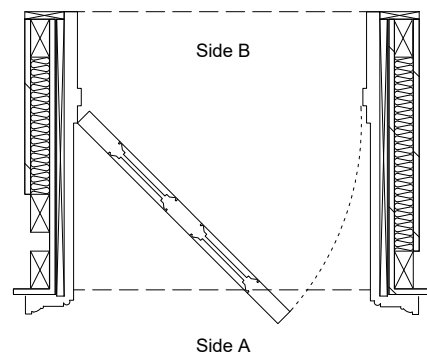
Elevation - Side A



Elevation - Side B



Side A Side B



Side B

Side A

Project
10 BELGRAVE SQUARE
LONDON UK

2021-7-8

DOOR SCHEDULE

Print on A1 SCALE: 1 / 10

D1F-10A

DRAWINGS GIVEN AS DESIGN INTENT ONLY, THEY CAN NOT BE CONSIDERED AS CONSTRUCTION DRAWINGS

DIMENSIONS IN THIS DRAWING ARE NOTIONAL ONLY. ALL DIMENSIONS TO BE CHECKED ON SITE. FULL SITE DIMENSIONS TO BE TAKEN BY MANUFACTURER PRIOR TO PRODUCTION OF SHOP DRAWINGS. ALL SITE DIMENSIONS TO BE VERIFIED BY CONTRACTOR. FULL JOINERY SHOP DRAWINGS TO BE PROVIDED BY MANUFACTURER FOR C.A APPROVAL. ALL SANITARY ACCESSORIES TO BE SET OUT ON SITE. ALL STONE JUNCTION CORNERS ASSUME MITERED. CONTRACTOR TO SUBMIT SHOP DRAWINGS OF STONE/TILES CUTS FOR APPROVAL. ALL EXPOSED STONE EDGES TO BE POLISHED. FOR FITTING AN FIXTURES REFER TO SANITARYWARE SCHEDULE/NBS.

REVISION 03

THESE DRAWINGS ARE FOR AESTHETIC DESIGN INFORMATION PURPOSES ONLY & DO NOT CONTAIN ANY INFORMATION FOR CONSTRUCTION, PERMITS OR COMPLIANCE TO BUILDING REGULATIONS. REFER TO DRAWINGS OF EXECUTIVE ARCHITECT OR DESIGN & BUILD CONTRACTOR FOR ALL INFORMATION.

DO NOT SCALE OFF THIS DRAWING. USE FIGURES DIMENSIONS ONLY OR CONSULT THE ARCHITECT. ARCHITECT TO BE INFORMED OF ANY VARIATIONS THAT MAY OCCUR BEFORE COMMENCEMENT OF WORK.



JEAN-LOUIS DENIOT

Architecture - Interior Design - Furnishing
39 rue de Verneuil 75007 Paris
Tel: +33 1 45 44 04 65 - contact@deniot.com

0 0.5m 1m 2m

Full shop drawings to be provided by Contractors. Interior designer's approval is required before manufacture and construction for aesthetics purposes.

D1F-11A

New - 4 panelled on side A

Location

FIRST FLOOR

Sides

A B
Guest Bedroom1 Family Lounge

Opening type and system (TBC by supplier)

Double door (1opening /1 fake)

Type of setting

Orb

Lockable

YES_key entrance

Handle mounting height

90 cm

Type of architrave

Side A

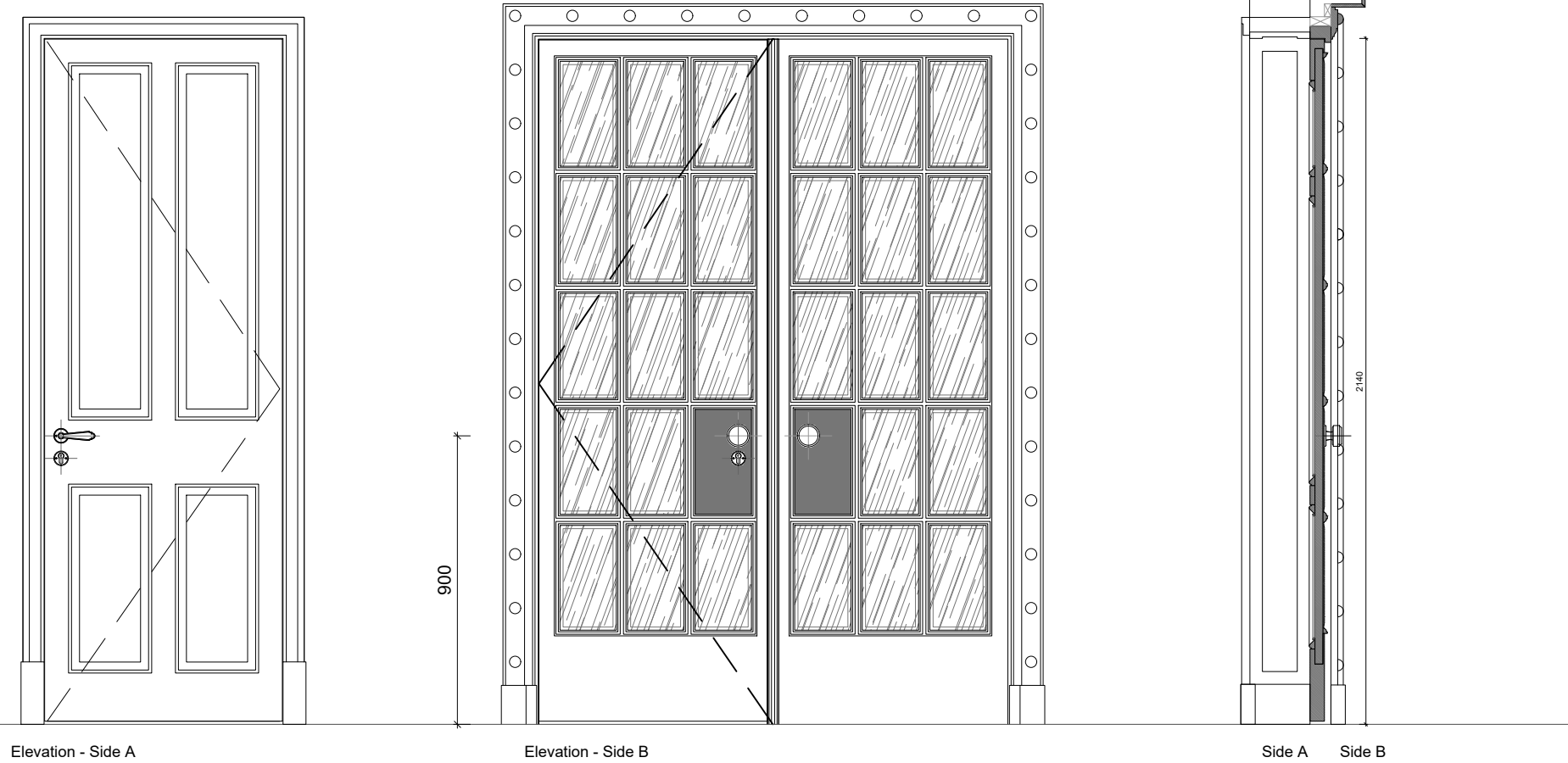
Side B

New part of joinery

New part of joinery

Width

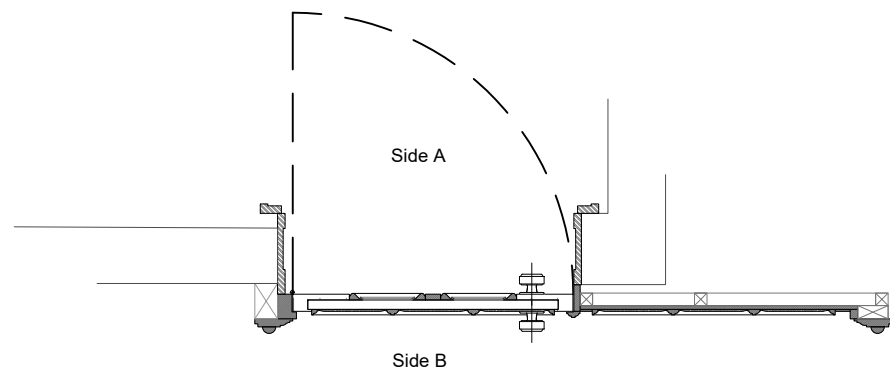
Height



Elevation - Side A

Elevation - Side B

Side A Side B



Side A

Side B

0 0.5m 1m 2m

Project
10 BELGRAVE SQUARE
LONDON UK

2021-7-8

DOOR SCHEDULE

Print on A1

SCALE: 1 / 10

D1F-11A

Full shop drawings to be provided by Contractors. Interior designer's approval is required before manufacture and construction for aesthetics purposes.

DRAWINGS GIVEN AS DESIGN INTENT ONLY, THEY CAN NOT BE CONSIDERED AS CONSTRUCTION DRAWINGS

DIMENSIONS IN THIS DRAWING ARE NOTIONAL ONLY. ALL DIMENSIONS TO BE CHECKED ON SITE. FULL SITE DIMENSIONS TO BE TAKEN BY MANUFACTURER PRIOR TO PRODUCTION OF SHOP DRAWINGS. ALL SITE DIMENSIONS TO BE VERIFIED BY CONTRACTOR. FULL JOINERY SHOP DRAWINGS TO BE PROVIDED BY MANUFACTURER FOR C.A APPROVAL. ALL SANITARY ACCESSORIES TO BE SET OUT ON SITE. ALL STONE JUNCTION CORNERS ASSUME MITERED. CONTRACTOR TO SUBMIT SHOP DRAWINGS OF STONE/ TILES CUTS FOR APPROVAL. ALL EXPOSED STONE EDGES TO BE POLISHED. FOR FITTING AN FIXTURES REFER TO SANITARYWARE SCHEDULE/NBS.

REVISION 03

THESE DRAWINGS ARE FOR AESTHETIC DESIGN INFORMATION PURPOSES ONLY & DO NOT CONTAIN ANY INFORMATION FOR CONSTRUCTION, PERMITS OR COMPLIANCE TO BUILDING REGULATIONS. REFER TO DRAWINGS OF EXECUTIVE ARCHITECT OR DESIGN & BUILD CONTRACTOR FOR ALL INFORMATION.

DO NOT SCALE OFF THIS DRAWING. USE FIGURES DIMENSIONS ONLY OR CONSULT THE ARCHITECT. ARCHITECT TO BE INFORMED OF ANY VARIATIONS THAT MAY OCCUR BEFORE COMMENCEMENT OF WORK.



JEAN-LOUIS DENIOT

Architecture - Interior Design - Furnishing
39 rue de Verneuil 75007 Paris
Tel: +33 1 45 44 04 65 - contact@deniot.com

GENERAL COMMENTS

New blocks added on all architraves

For ironmongery finishes , please refer to Belg-JLD-Ironmongery room by room scherdule

Key types security systeme to be confirmed by client or architect

All doors opening above carpet should be trimmed by apprex 2cm (precise dimension to be confirmed before manufacture)

All mecanismo and thier preper functionary are to be ensured by GC.

D1F-12A

FREE PASS

Location

FIRST FLOOR

Sides

A B
Guest Bedroom1 Guest Lobby

Opening type and system (TBC by supplier)

Free Pass
No door

Type of setting

Lockable

Handle mounting height

Type of architrave

Side A Side B
part of joinery

Width Height

GENERAL COMMENTS

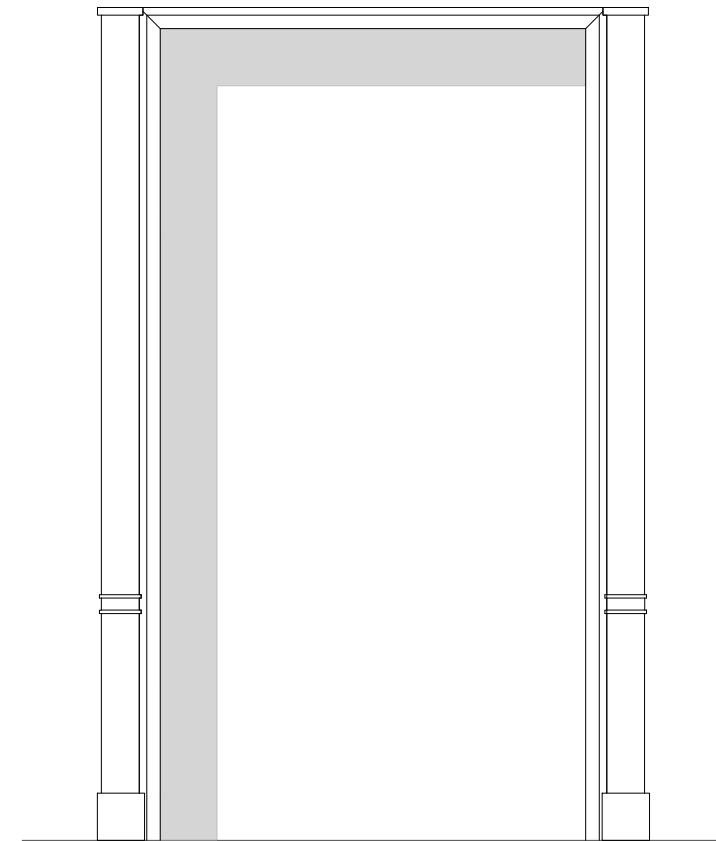
New blocks added on all architraves

For ironmongery finishes, please refer to Belg-JLD-Ironmongery room by room schedule

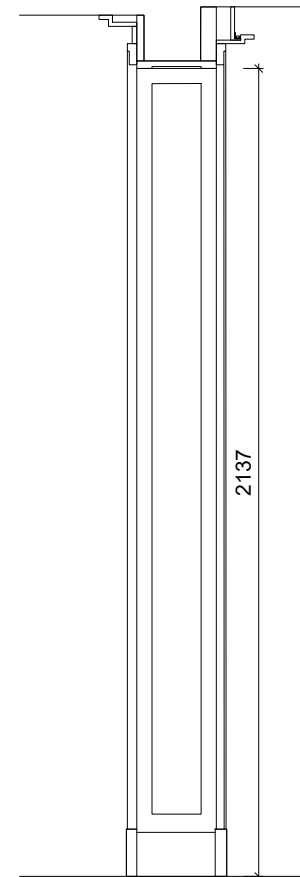
Key types security systeme to be confirmed by client or architect

All doors opening above carpet should be trimmed by approx 2cm (precise dimension to be confirmed before manufacture)

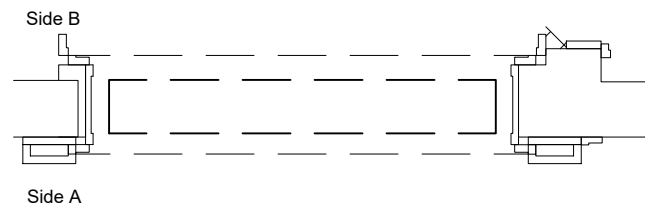
All mecanismo and thier preper functionary are to be ensured by GC.



Elevation - Side A & B



Side A Side B



Side A

Project
10 BELGRAVE SQUARE
LONDON UK

2021-7-8

DOOR SCHEDULE

Print on A1

SCALE: 1 / 10

D1F-12A

DRAWINGS GIVEN AS DESIGN INTENT ONLY, THEY CAN NOT BE CONSIDERED AS CONSTRUCTION DRAWINGS

DIMENSIONS IN THIS DRAWING ARE NOTIONAL ONLY. ALL DIMENSIONS TO BE CHECKED ON SITE. FULL SITE DIMENSIONS TO BE TAKEN BY MANUFACTURER PRIOR TO PRODUCTION OF SHOP DRAWINGS. ALL SITE DIMENSIONS TO BE VERIFIED BY CONTRACTOR. FULL JOINERY SHOP DRAWINGS TO BE PROVIDED BY MANUFACTURER FOR C.A APPROVAL. ALL SANITARY ACCESSORIES TO BE SET OUT ON SITE. ALL STONE JUNCTION CORNERS ASSUME MITERED. CONTRACTOR TO SUBMIT SHOP DRAWINGS OF STONE/ TILES CUTS FOR APPROVAL. ALL EXPOSED STONE EDGES TO BE POLISHED. FOR FITTING AN FIXTURES REFER TO SANITARYWARE SCHEDULE/NBS.

REVISION 03

THESE DRAWINGS ARE FOR AESTHETIC DESIGN INFORMATION PURPOSES ONLY & DO NOT CONTAIN ANY INFORMATION FOR CONSTRUCTION, PERMITS OR COMPLIANCE TO BUILDING REGULATIONS. REFER TO DRAWINGS OF EXECUTIVE ARCHITECT OR DESIGN & BUILD CONTRACTOR FOR ALL INFORMATION.

DO NOT SCALE OFF THIS DRAWING. USE FIGURES DIMENSIONS ONLY OR CONSULT THE ARCHITECT. ARCHITECT TO BE INFORMED OF ANY VARIATIONS THAT MAY OCCUR BEFORE COMMENCEMENT OF WORK.



JEAN-LOUIS DENIOT

Architecture - Interior Design - Furnishing
39 rue de Verneuil 75007 Paris
Tel: +33 1 45 44 04 65 - contact@deniot.com

0 0.5m 1m 2m

Full shop drawings to be provided by Contractors. Interior designer's approval is required before manufacture and construction for aesthetics purposes.

D1F-14A

New - 4 panelled on side A

Location

FIRST FLOOR

Sides

A B
Guest Bedroom 2 Family Lounge

Opening type and system (TBC by supplier)

Double door (1 opening / 1 fake)

Type of setting

Orb

Lockable

YES_key entrance

Handle mounting height

90 cm

Type of architrave

Side A

Side B

New part of joinery

New part of joinery

Width

Height

GENERAL COMMENTS

New blocks added on all architraves

For ironmongery finishes , please refer to Belg-JLD-Ironmongery room by room scherdule

Key types security systeme to be confirmed by client or architect

All doors opening above carpet should be trimmed by apprex 2cm (precise dimension to be confirmed before manufacture)

All mecanismo and thier preper functionary are to be ensured by GC.

Project
10 BELGRAVE SQUARE
LONDON UK

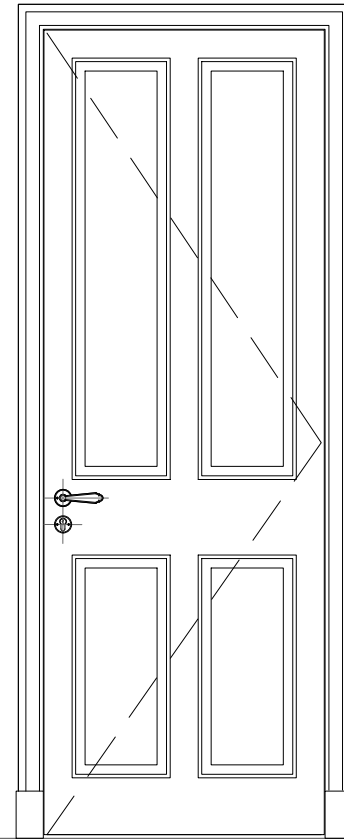
2021-7-8

DOOR SCHEDULE

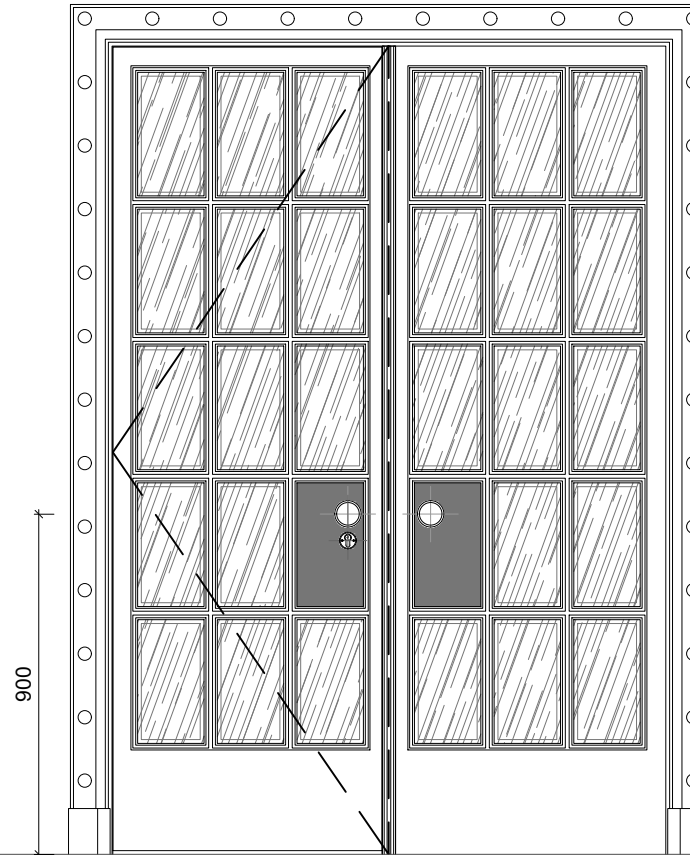
Print on A1

SCALE: 1 / 10

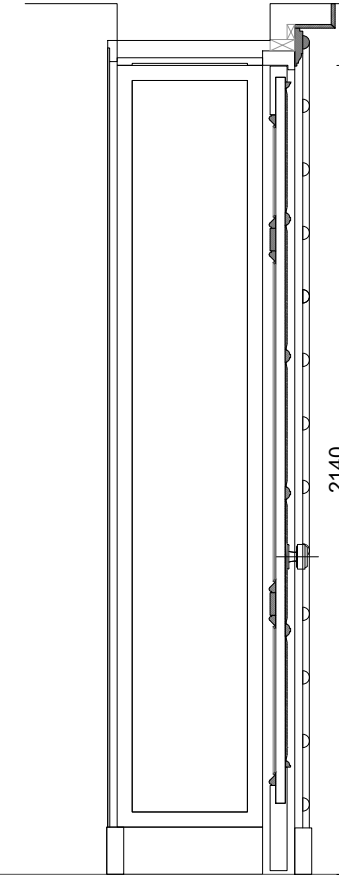
D1F-14A



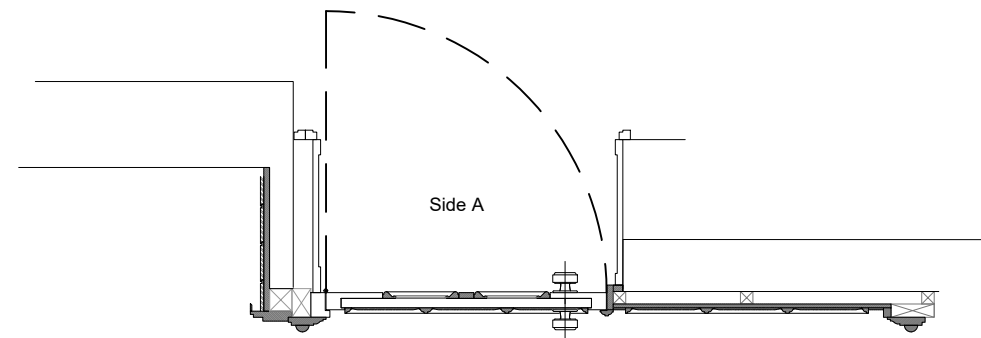
Elevation - Side A



Elevation - Side B



Side A Side B



Side A Side B

0 0.5m 1m 2m

Full shop drawings to be provided by Contractors. Interior designer's approval is required before manufacture and construction for aesthetics purposes.

DRAWINGS GIVEN AS DESIGN INTENT ONLY, THEY CAN NOT BE CONSIDERED AS CONSTRUCTION DRAWINGS

DIMENSIONS IN THIS DRAWING ARE NOTIONAL ONLY. ALL DIMENSIONS TO BE CHECKED ON SITE. FULL SITE DIMENSIONS TO BE TAKEN BY MANUFACTURER PRIOR TO PRODUCTION OF SHOP DRAWINGS. ALL SITE DIMENSIONS TO BE VERIFIED BY CONTRACTOR. FULL JOINERY SHOP DRAWINGS TO BE PROVIDED BY MANUFACTURER FOR C.A APPROVAL. ALL SANITARY ACCESSORIES TO BE SET OUT ON SITE. ALL STONE JUNCTION CORNERS ASSUME MITERED. CONTRACTOR TO SUBMIT SHOP DRAWINGS OF STONE/ TILES CUTS FOR APPROVAL. ALL EXPOSED STONE EDGES TO BE POLISHED. FOR FITTING AN FIXTURES REFER TO SANITARYWARE SCHEDULE/NBS.

REVISION 03

THESE DRAWINGS ARE FOR AESTHETIC DESIGN INFORMATION PURPOSES ONLY & DO NOT CONTAIN ANY INFORMATION FOR CONSTRUCTION, PERMITS OR COMPLIANCE TO BUILDING REGULATIONS. REFER TO DRAWINGS OF EXECUTIVE ARCHITECT OR DESIGN & BUILD CONTRACTOR FOR ALL INFORMATION.

DO NOT SCALE OFF THIS DRAWING. USE FIGURES DIMENSIONS ONLY OR CONSULT THE ARCHITECT. ARCHITECT TO BE INFORMED OF ANY VARIATIONS THAT MAY OCCUR BEFORE COMMENCEMENT OF WORK.



JEAN-LOUIS DENIOT

Architecture - Interior Design - Furnishing
39 rue de Verneuil 75007 Paris
Tel: +33 1 45 44 04 65 - contact@deniot.com

D1F-17A

New - 4 panels

Location

FIRST FLOOR

Sides

A	B
Guest Ensuite	Guest Lobby 2

Opening type and system (TBC by supplier)

Single leaf

Type of setting

Orb

Lockable

YES_bathroom door lock

Handle mounting height

94 cm

Type of architrave

Side A

Side B

New part of joinery

New part of joinery

Width

Height

GENERAL COMMENTS

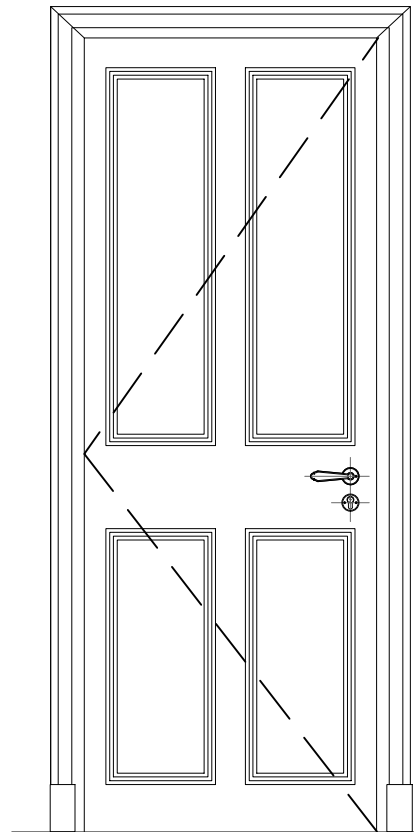
New blocks added on all architraves

For ironmongery finishes, please refer to Belg-JLD-Ironmongery room by room schedule

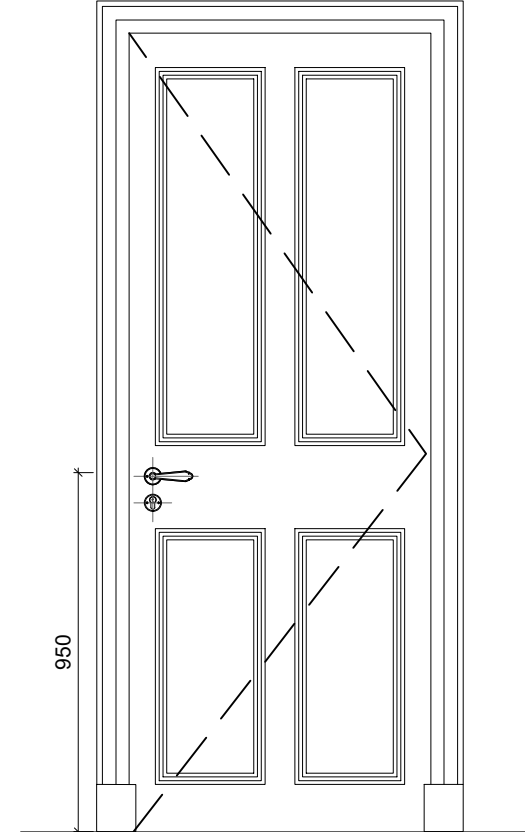
Key types security system to be confirmed by client or architect

All doors opening above carpet should be trimmed by approx 2cm (precise dimension to be confirmed before manufacture)

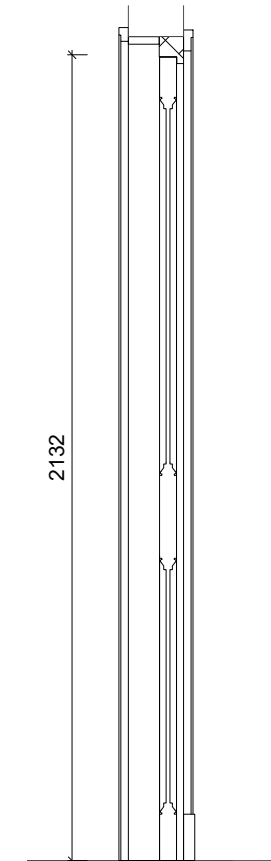
All mechanism and their proper functionality are to be ensured by GC.



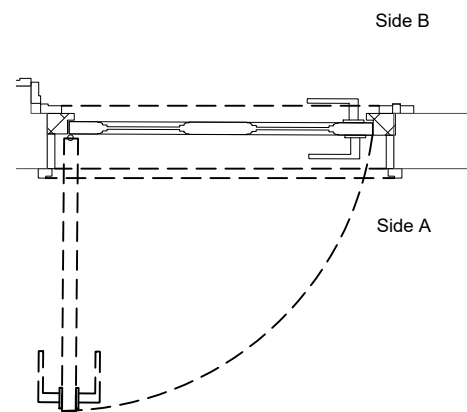
Elevation - Side A



Elevation - Side B




Side B Side A



Side B

Side A



Project
10 BELGRAVE SQUARE
LONDON UK

2021-7-8

DOOR SCHEDULE

Print on A1

SCALE: 1 / 10

D1F-17A

DRAWINGS GIVEN AS DESIGN INTENT ONLY, THEY CAN NOT BE CONSIDERED AS CONSTRUCTION DRAWINGS

DIMENSIONS IN THIS DRAWING ARE NOTIONAL ONLY. ALL DIMENSIONS TO BE CHECKED ON SITE. FULL SITE DIMENSIONS TO BE TAKEN BY MANUFACTURER PRIOR TO PRODUCTION OF SHOP DRAWINGS. ALL SITE DIMENSIONS TO BE VERIFIED BY CONTRACTOR. FULL JOINERY SHOP DRAWINGS TO BE PROVIDED BY MANUFACTURER FOR C.A APPROVAL. ALL SANITARY ACCESSORIES TO BE SET OUT ON SITE. ALL STONE JUNCTION CORNERS ASSUME MITERED. CONTRACTOR TO SUBMIT SHOP DRAWINGS OF STONE/TILES CUTS FOR APPROVAL. ALL EXPOSED STONE EDGES TO BE POLISHED. FOR FITTING AN FIXTURES REFER TO SANITARYWARE SCHEDULE/NBS.

REVISION 03

THESE DRAWINGS ARE FOR AESTHETIC DESIGN INFORMATION PURPOSES ONLY & DO NOT CONTAIN ANY INFORMATION FOR CONSTRUCTION, PERMITS OR COMPLIANCE TO BUILDING REGULATIONS. REFER TO DRAWINGS OF EXECUTIVE ARCHITECT OR DESIGN & BUILD CONTRACTOR FOR ALL INFORMATION.

DO NOT SCALE OFF THIS DRAWING. USE FIGURES DIMENSIONS ONLY OR CONSULT THE ARCHITECT. ARCHITECT TO BE INFORMED OF ANY VARIATIONS THAT MAY OCCUR BEFORE COMMENCEMENT OF WORK.



JEAN-LOUIS DENIOT

Architecture - Interior Design - Furnishing
39 rue de Verneuil 75007 Paris
Tel: +33 1 45 44 04 65 - contact@deniot.com

Full shop drawings to be provided by Contractors. Interior designer's approval is required before manufacture and construction for aesthetics purposes.

D1F-18A

Existing

Location

FIRST FLOOR

Sides

A	B
Store	Secondary stair case

Opening type and system (TBC by supplier)

Single leaf

Type of setting

Concealed

Lockable

YES_technical door lock

Handle mounting height

94 cm

Type of architrave

Side A	Side B
New to match existing	Existing

Width	Height
-------	--------

GENERAL COMMENTS

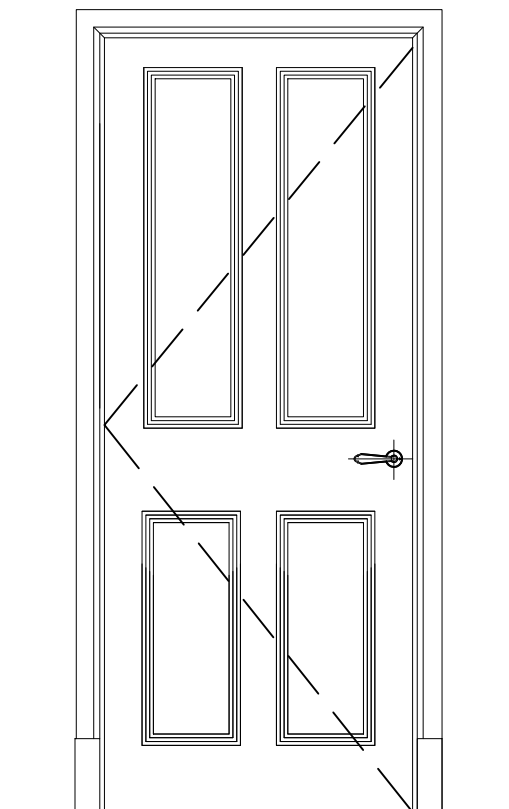
New blocks added on all architraves

For ironmongery finishes, please refer to Belg-JLD-Ironmongery room by room schedule

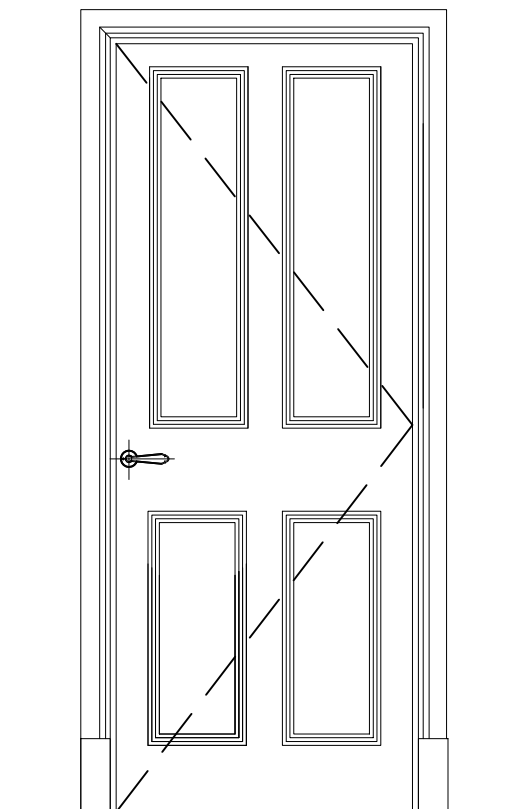
Key types security system to be confirmed by client or architect

All doors opening above carpet should be trimmed by approx 2cm (precise dimension to be confirmed before manufacture)

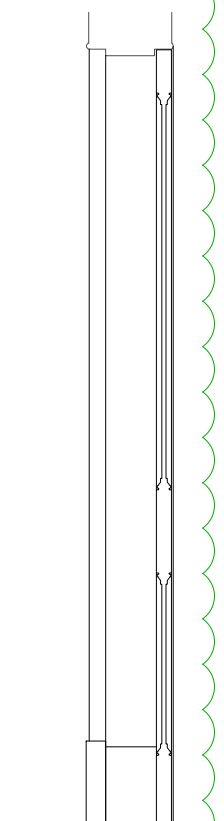
All mechanism and their proper functionality are to be ensured by GC.



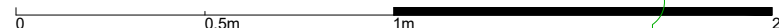
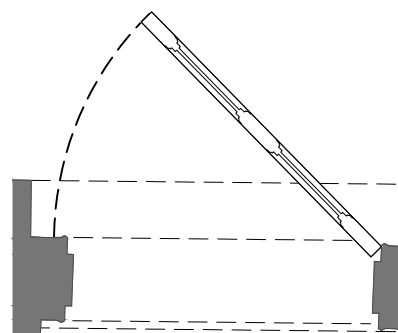
Elevation - Side A



Elevation - Side B



Side B Side A



Project
10 BELGRAVE SQUARE
LONDON UK

2021-7-8

DOOR SCHEDULE

Print on A1 SCALE: 1 / 10

D1F-18A

Full shop drawings to be provided by Contractors. Interior designer's approval is required before manufacture and construction for aesthetics purposes.

DRAWINGS GIVEN AS DESIGN INTENT ONLY, THEY CAN NOT BE CONSIDERED AS CONSTRUCTION DRAWINGS

DIMENSIONS IN THIS DRAWING ARE NOTIONAL ONLY. ALL DIMENSIONS TO BE CHECKED ON SITE.
 FULL SITE DIMENSIONS TO BE TAKEN BY MANUFACTURER PRIOR TO PRODUCTION OF SHOP DRAWINGS.
 ALL SITE DIMENSIONS TO BE VERIFIED BY CONTRACTOR. FULL JOINERY SHOP DRAWINGS TO BE PROVIDED BY MANUFACTURER FOR C.A APPROVAL.
 ALL SANITARY ACCESSORIES TO BE SET OUT ON SITE. ALL STONE JUNCTION CORNERS ASSUME MITERED. CONTRACTOR TO SUBMIT SHOP DRAWINGS OF STONE/TILES CUTS FOR APPROVAL
 ALL EXPOSED STONE EDGES TO BE POLISHED. FOR FITTING AN FIXTURES REFER TO SANITARYWARE SCHEDULE/NBS.

REVISION 03

THESE DRAWINGS ARE FOR AESTHETIC DESIGN INFORMATION PURPOSES ONLY & DO NOT CONTAIN ANY INFORMATION FOR CONSTRUCTION, PERMITS OR COMPLIANCE TO BUILDING REGULATIONS. REFER TO DRAWINGS OF EXECUTIVE ARCHITECT OR DESIGN & BUILD CONTRACTOR FOR ALL INFORMATION.

DO NOT SCALE OFF THIS DRAWING. USE FIGURES DIMENSIONS ONLY OR CONSULT THE ARCHITECT. ARCHITECT TO BE INFORMED OF ANY VARIATIONS THAT MAY OCCUR BEFORE COMMENCEMENT OF WORK.



JEAN-LOUIS DENIOT

Architecture - Interior Design - Furnishing
 39 rue de Verneuil 75007 Paris
 Tel: +33 1 45 44 04 65 - contact@deniot.com

FD2F-01A

New - 4 Panels

Location

SECOND FLOOR

Sides

A	B
Main Hall	Bedroom Lobby

Opening type and system (TBC by supplier)

Double doors
Flush Bolt
Half handle set

Type of setting

hidden Hinges
Um

Lockable

NO

Handle mounting height

95 cm

Type of architrave

Side A	Side B
Existing	Existing

Width	Height
-------	--------

GENERAL COMMENTS


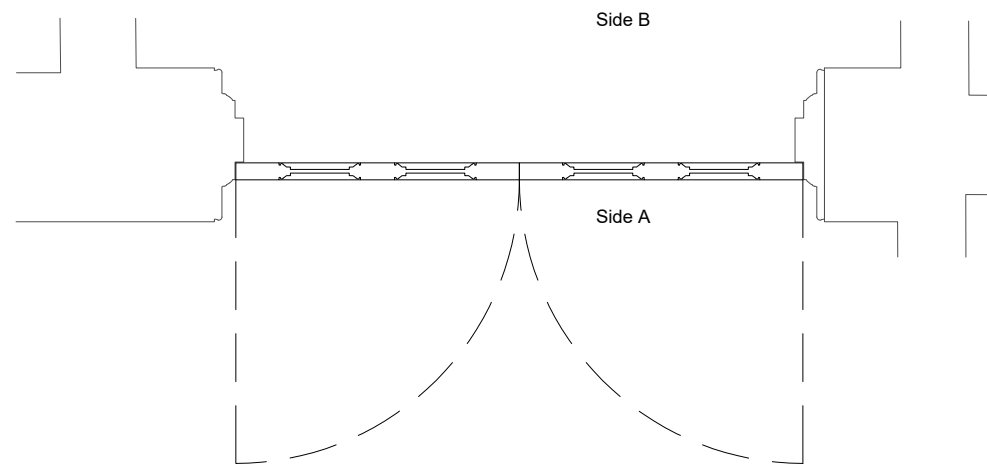
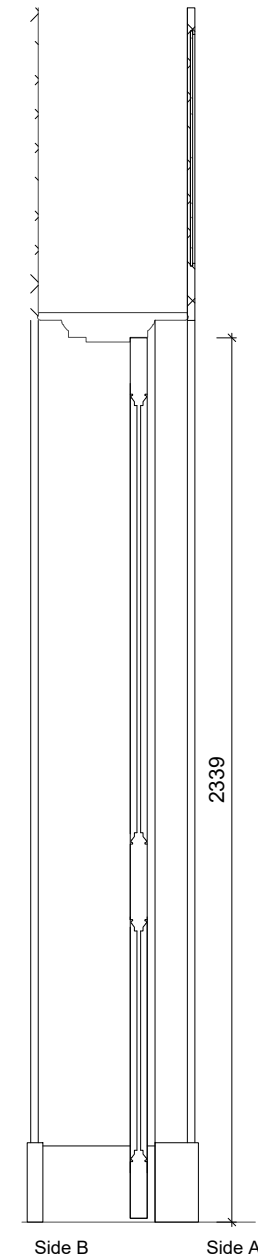
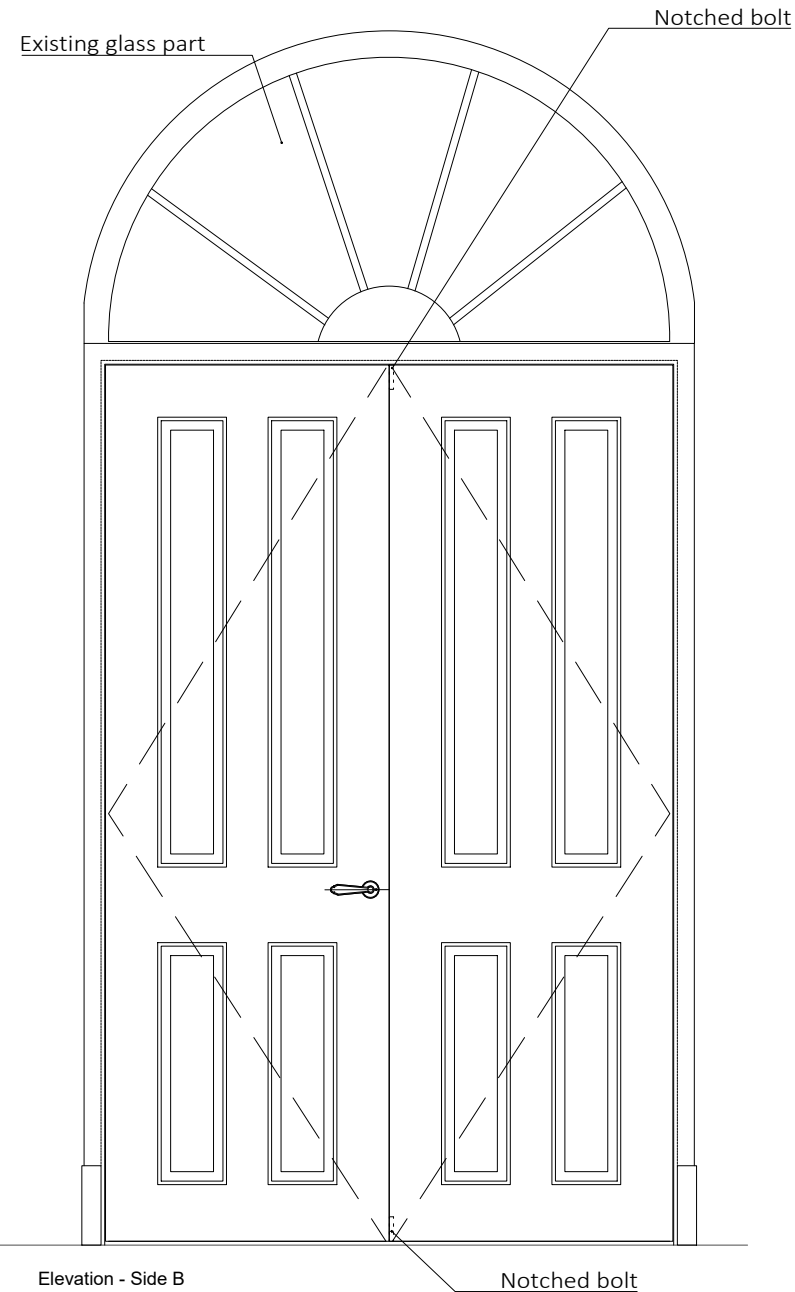
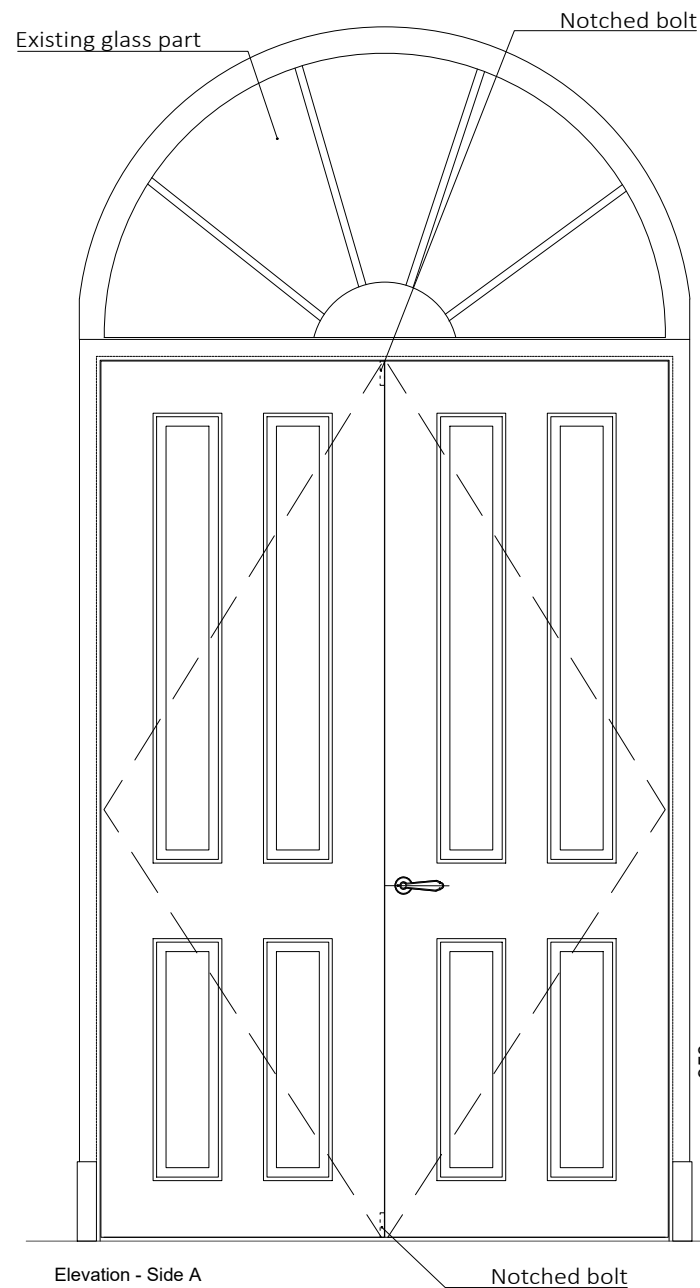
New blocks added on all architraves

For ironmongery finishes, please refer to Belg-JLD-Ironmongery room by room schedule

Key types security system to be confirmed by client or architect

All doors opening above carpet should be trimmed by approx 2cm (precise dimension to be confirmed before manufacture)

All mechanism and their proper functionality are to be ensured by GC.



Project
10 BELGRAVE SQUARE
LONDON UK

2021-7-8

DOOR SCHEDULE

Print on A1

SCALE: 1 / 10

FD2F-01A



NOTCHED BOLT INVISIBLE HINGES

DRAWINGS GIVEN AS DESIGN INTENT ONLY, THEY CAN NOT BE CONSIDERED AS CONSTRUCTION DRAWINGS

DIMENSIONS IN THIS DRAWING ARE NOTIONAL ONLY. ALL DIMENSIONS TO BE CHECKED ON SITE. FULL SITE DIMENSIONS TO BE TAKEN BY MANUFACTURER PRIOR TO PRODUCTION OF SHOP DRAWINGS. ALL SITE DIMENSIONS TO BE VERIFIED BY CONTRACTOR. FULL JOINERY SHOP DRAWINGS TO BE PROVIDED BY MANUFACTURER FOR C.A APPROVAL. ALL SANITARY ACCESSORIES TO BE SET OUT ON SITE. ALL STONE JUNCTION CORNERS ASSUME MITERED. CONTRACTOR TO SUBMIT SHOP DRAWINGS OF STONE/TILES CUTS FOR APPROVAL. ALL EXPOSED STONE EDGES TO BE POLISHED. FOR FITTING AN FIXTURES REFER TO SANITARYWARE SCHEDULE/NBS.

REVISION 03

THESE DRAWINGS ARE FOR AESTHETIC DESIGN INFORMATION PURPOSES ONLY & DO NOT CONTAIN ANY INFORMATION FOR CONSTRUCTION, PERMITS OR COMPLIANCE TO BUILDING REGULATIONS. REFER TO DRAWINGS OF EXECUTIVE ARCHITECT OR DESIGN & BUILD CONTRACTOR FOR ALL INFORMATION.

DO NOT SCALE OFF THIS DRAWING. USE FIGURES DIMENSIONS ONLY OR CONSULT THE ARCHITECT. ARCHITECT TO BE INFORMED OF ANY VARIATIONS THAT MAY OCCUR BEFORE COMMENCEMENT OF WORK.



JEAN-LOUIS DENIOT

Architecture - Interior Design - Furnishing
39 rue de Verneuil 75007 Paris
Tel: +33 1 45 44 04 65 - contact@deniot.com

Full shop drawings to be provided by Contractors. Interior designer's approval is required before manufacture and construction for aesthetics purposes.

FD2F-01B

New - 6 Panels

Location

SECOND FLOOR

Sides

A	B
Main Hall	Technical Room

Opening type and system (TBC by supplier)

Single leaf
Technical door

Type of setting

Concealed

Lockable

YES_Technical Door lock

Handle mounting height

94 cm

Type of architrave

Side A

Side B

New to match
existing

New part of
joinery

Width

Height

GENERAL COMMENTS

New blocks added on all architraves

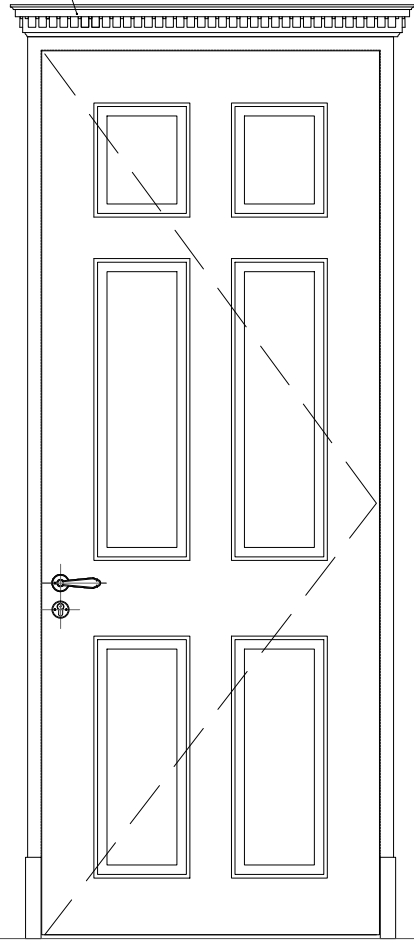
For ironmongery finishes, please refer to Belg-JLD-Ironmongery room by room schedule

Key types security system to be confirmed by client or architect

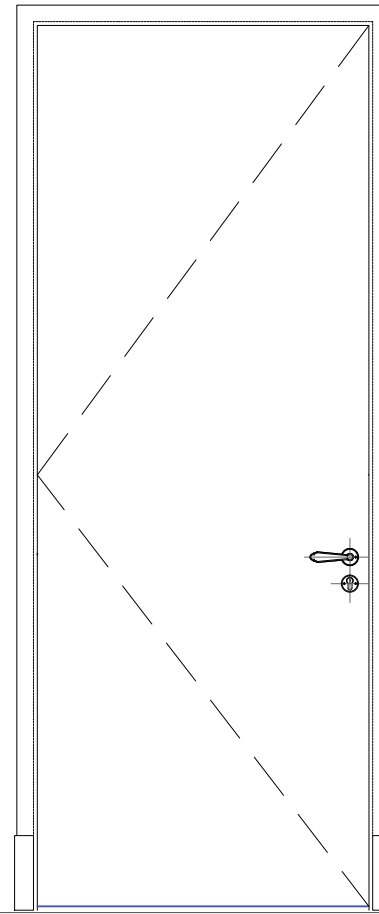
All doors opening above carpet should be trimmed by approx 2cm (precise dimension to be confirmed before manufacture)

All mechanism and their proper functionality are to be ensured by GC.

New added entablature please refer to JLD drawing package



Elevation - Side A

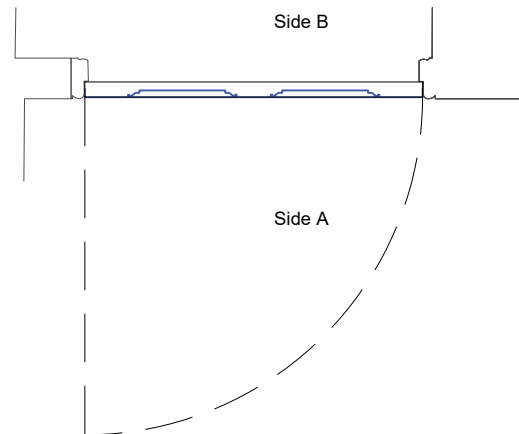


Elevation - Side B




Side B

Side A



Side B

Side A



Project
10 BELGRAVE SQUARE
LONDON UK

2021-7-8

DOOR SCHEDULE

Print on A1

SCALE: 1 / 10

FD2F-01B

Full shop drawings to be provided by Contractors. Interior designer's approval is required before manufacture and construction for aesthetics purposes.

DRAWINGS GIVEN AS DESIGN INTENT ONLY, THEY CAN NOT BE CONSIDERED AS CONSTRUCTION DRAWINGS

DIMENSIONS IN THIS DRAWING ARE NOTIONAL ONLY. ALL DIMENSIONS TO BE CHECKED ON SITE.

FULL SITE DIMENSIONS TO BE TAKEN BY MANUFACTURER PRIOR TO PRODUCTION OF SHOP DRAWINGS.

ALL SITE DIMENSIONS TO BE VERIFIED BY CONTRACTOR. FULL JOINERY SHOP DRAWINGS TO BE PROVIDED BY MANUFACTURER FOR C.A APPROVAL.

ALL SANITARY ACCESSORIES TO BE SET OUT ON SITE.

ALL STONE JUNCTION CORNERS ASSUME MITERED.

CONTRACTOR TO SUBMIT SHOP DRAWINGS OF STONE/TILES CUTS FOR APPROVAL

ALL EXPOSED STONE EDGES TO BE POLISHED.

FOR FITTING AN FIXTURES REFER TO SANITARYWARE SCHEDULE/NBS.

REVISION 03

THESE DRAWINGS ARE FOR AESTHETIC DESIGN INFORMATION PURPOSES ONLY & DO NOT CONTAIN ANY INFORMATION FOR CONSTRUCTION, PERMITS OR COMPLIANCE TO BUILDING REGULATIONS. REFER TO DRAWINGS OF EXECUTIVE ARCHITECT OR DESIGN & BUILD CONTRACTOR FOR ALL INFORMATION.

DO NOT SCALE OFF THIS DRAWING. USE FIGURES DIMENSIONS ONLY OR CONSULT THE ARCHITECT. ARCHITECT TO BE INFORMED OF ANY VARIATIONS THAT MAY OCCUR BEFORE COMMENCEMENT OF WORK.



JEAN-LOUIS DENIOT

Architecture - Interior Design - Furnishing
39 rue de Verneuil 75007 Paris
Tel: +33 1 45 44 04 65 - contact@deniot.com

D2F-02A

Existing

Location

SECOND FLOOR

Sides

A Lobby B Bedroom Lobby

Opening type and system (TBC by supplier)

Single leaf
Technical door

Type of setting

Concealed

Lockable

YES_ Technical door lock

Handle mounting height

90 cm

Type of architrave

Side A Existing Side B Existing

Width Height

GENERAL COMMENTS

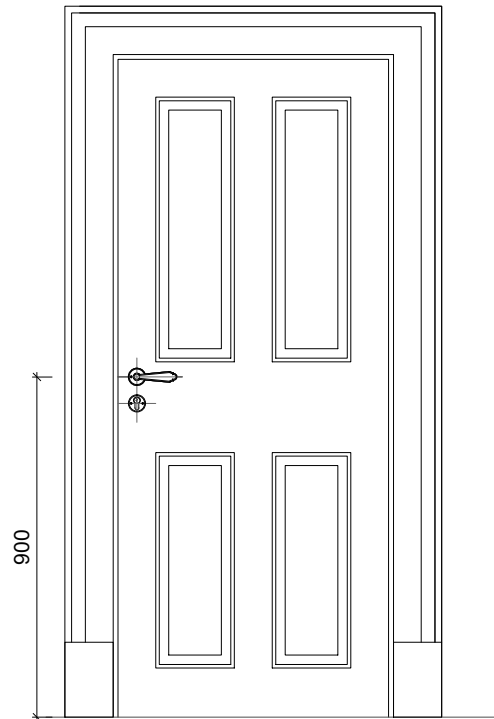
New blocks added on all architraves

For ironmongery finishes , please refer to Belg-JLD-Ironmongery room by room scherdule

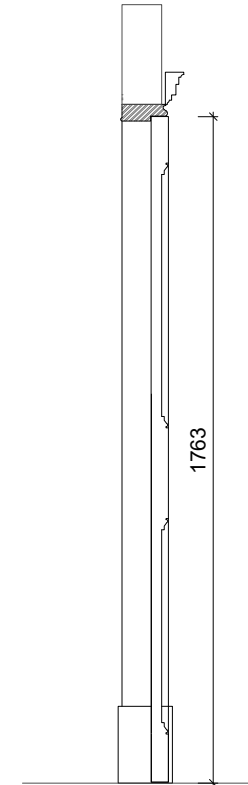
Key types security systeme to be confirmed by client or architect

All doors opening above carpet should be trimmed by apprex 2cm (precise dimension to be confirmed before manufacture)

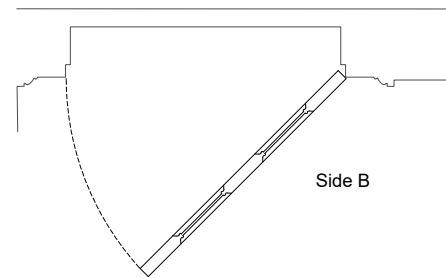
All mecanismo and thier preper functionary are to be ensured by GC.



Elevation - Side B



Side B



Side B

Project
10 BELGRAVE SQUARE
LONDON UK

2021-7-8

DOOR SCHEDULE

Print on A1 SCALE: 1 / 10

D2F-02A

DRAWINGS GIVEN AS DESIGN INTENT ONLY, THEY CAN NOT BE CONSIDERED AS CONSTRUCTION DRAWINGS
DIMENSIONS IN THIS DRAWING ARE NOTIONAL ONLY. ALL DIMENSIONS TO BE CHECKED ON SITE.
FULL SITE DIMENSIONS TO BE TAKEN BY MANUFACTURER PRIOR TO PRODUCTION OF SHOP DRAWINGS.
ALL SITE DIMENSIONS TO BE VERIFIED BY CONTRACTOR.
FULL JOINERY SHOP DRAWINGS TO BE PROVIDED BY MANUFACTURER FOR C.A APPROVAL.
ALL SANITARY ACCESSORIES TO BE SET OUT ON SITE.
ALL STONE JUNCTION CORNERS ASSUME MITERED.
CONTRACTOR TO SUBMIT SHOP DRAWINGS OF STONE/ TILES CUTS FOR APPROVAL
ALL EXPOSED STONE EDGES TO BE POLISHED.
FOR FITTING AN FIXTURES REFER TO SANITARYWARE SCHEDULE/NBS.

REVISION 03


THESE DRAWINGS ARE FOR AESTHETIC DESIGN INFORMATION PURPOSES ONLY & DO NOT CONTAIN ANY INFORMATION FOR CONSTRUCTION, PERMITS OR COMPLIANCE TO BUILDING REGULATIONS. REFER TO DRAWINGS OF EXECUTIVE ARCHITECT OR DESIGN & BUILD CONTRACTOR FOR ALL INFORMATION.

DO NOT SCALE OFF THIS DRAWING. USE FIGURES DIMENSIONS ONLY OR CONSULT THE ARCHITECT. ARCHITECT TO BE INFORMED OF ANY VARIATIONS THAT MAY OCCUR BEFORE COMMENCEMENT OF WORK.



JEAN-LOUIS DENIOT

Architecture - Interior Design - Furnishing
39 rue de Verneuil 75007 Paris
Tel: +33 1 45 44 04 65 - contact@deniot.com



Full shop drawings to be provided by Contractors. Interior designer's approval is required before manufacture and construction for aesthetics purposes.

FD2F-03A

New - 4 Panels

Location

SECOND FLOOR

Sides

A His Dressing B Main Hall

Opening type and system (TBC by supplier)

Jib door on side A
Double doors
(1 Opening/ 1 fake) side B

Type of setting

Hidden Hinges
Concealed

Lockable

NO

Handle mounting height

95 cm

Type of architrave

Side A	Side B
New part of joinery	New to match existing

Width	Height
-------	--------

GENERAL COMMENTS

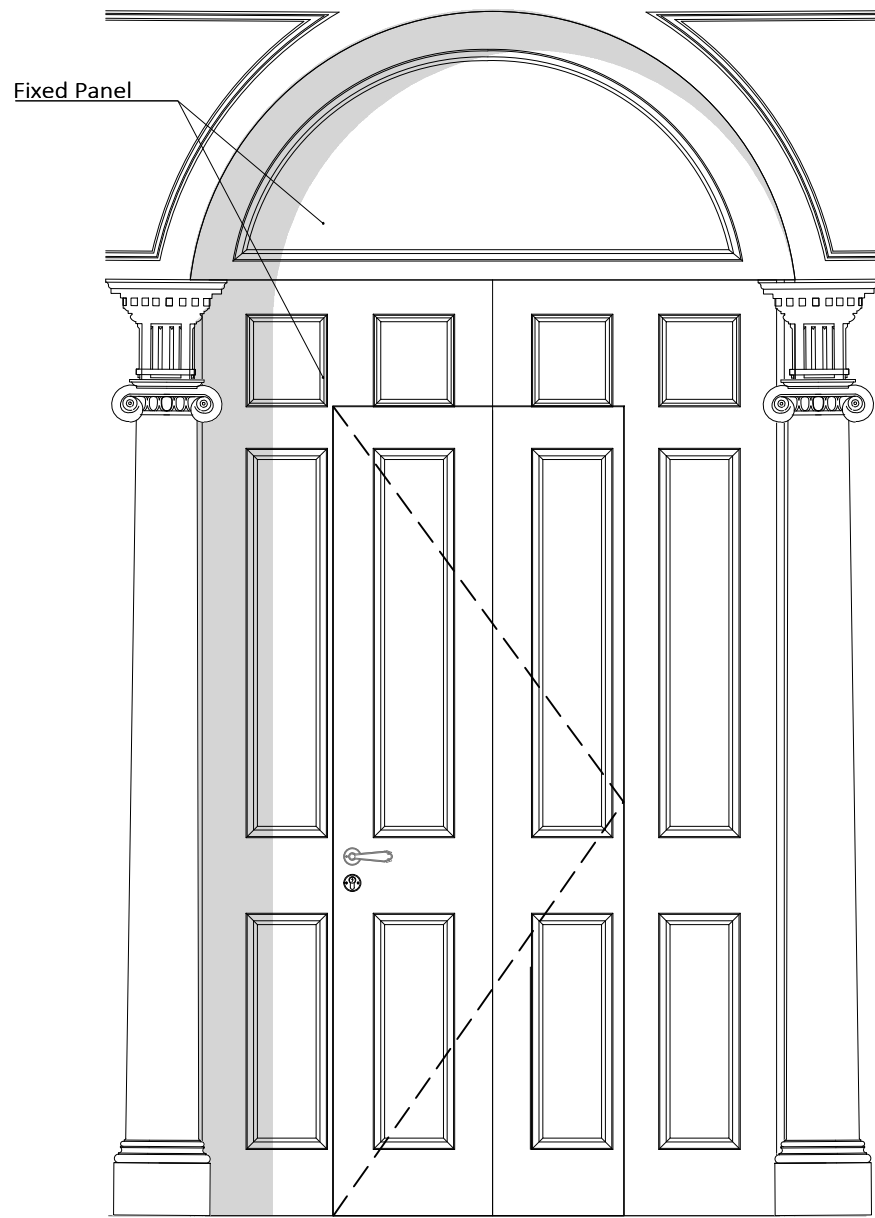
New blocks added on all architraves

For ironmongery finishes , please refer to Belg-JLD-Ironmongery room by room schedule

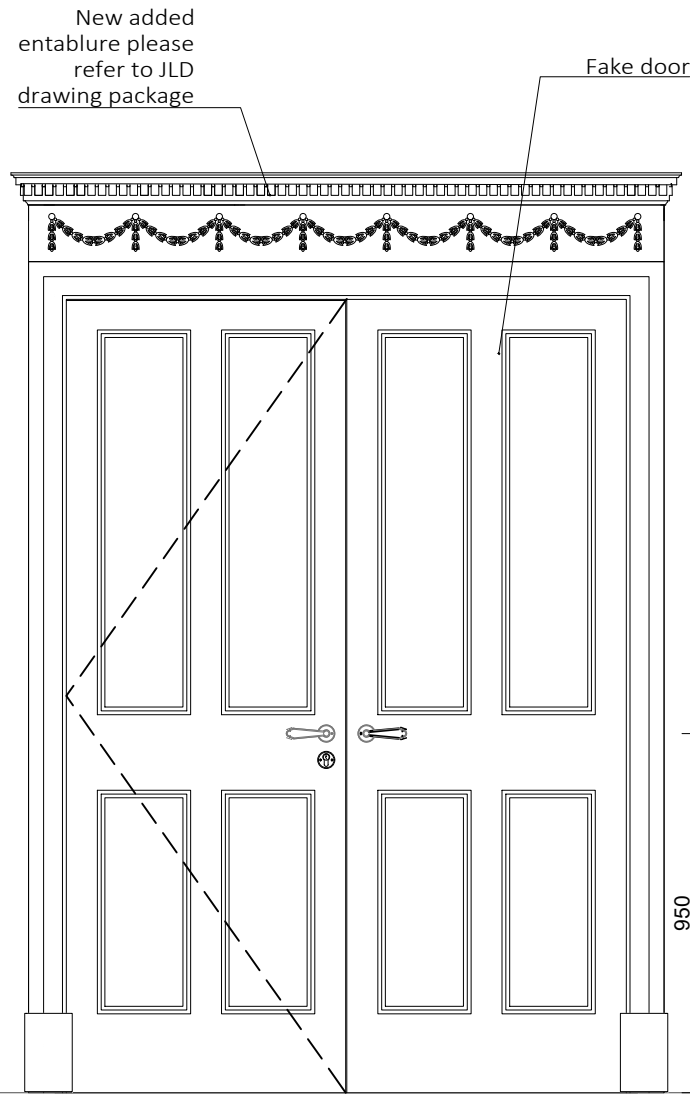
Key types security systeme to be confirmed by client or architect

All doors opening above carpet should be trimmed by approx 2cm (precise dimension to be confirmed before manufacture)

All mecanismo and thier preper functionary are to be ensured by GC.

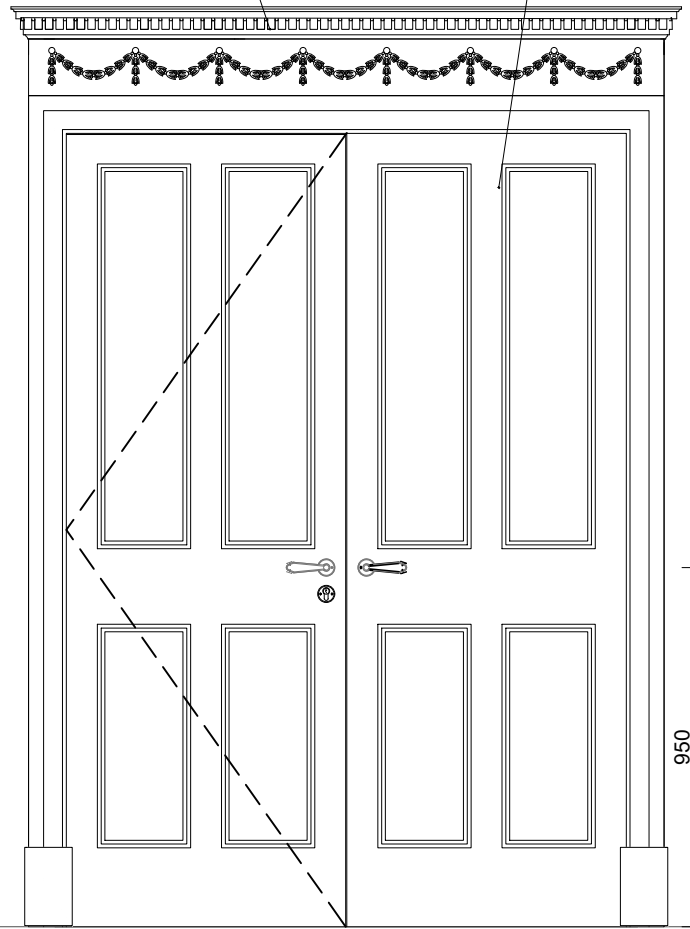


Elevation - Side A



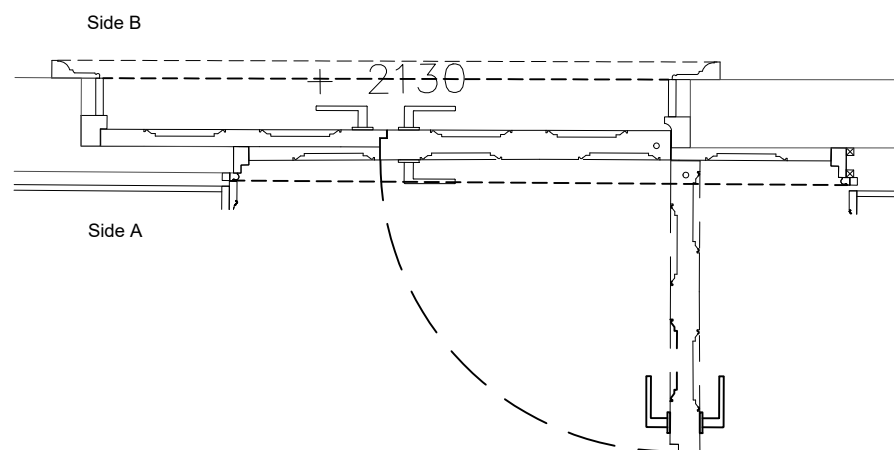
Elevation - Side B

Fake door




Side A

Side B



Side B

Side A



Project
10 BELGRAVE SQUARE
LONDON UK

2021-7-8

DOOR SCHEDULE

Print on A1 SCALE: 1 / 10

FD2F-03A



Invisible hinges

DRAWINGS GIVEN AS DESIGN INTENT ONLY, THEY CAN NOT BE CONSIDERED AS CONSTRUCTION DRAWINGS

DIMENSIONS IN THIS DRAWING ARE NOTIONAL ONLY. ALL DIMENSIONS TO BE CHECKED ON SITE. FULL SITE DIMENSIONS TO BE TAKEN BY MANUFACTURER PRIOR TO PRODUCTION OF SHOP DRAWINGS. ALL SITE DIMENSIONS TO BE VERIFIED BY CONTRACTOR. FULL JOINERY SHOP DRAWINGS TO BE PROVIDED BY MANUFACTURER FOR C.A APPROVAL. ALL SANITARY ACCESSORIES TO BE SET OUT ON SITE. ALL STONE JUNCTION CORNERS ASSUME MITERED. CONTRACTOR TO SUBMIT SHOP DRAWINGS OF STONE/ TILES CUTS FOR APPROVAL. ALL EXPOSED STONE EDGES TO BE POLISHED. FOR FITTING AN FIXTURES REFER TO SANITARYWARE SCHEDULE/NBS.

REVISION 03

THESE DRAWINGS ARE FOR AESTHETIC DESIGN INFORMATION PURPOSES ONLY & DO NOT CONTAIN ANY INFORMATION FOR CONSTRUCTION, PERMITS OR COMPLIANCE TO BUILDING REGULATIONS. REFER TO DRAWINGS OF EXECUTIVE ARCHITECT OR DESIGN & BUILD CONTRACTOR FOR ALL INFORMATION.

DO NOT SCALE OFF THIS DRAWING. USE FIGURES DIMENSIONS ONLY OR CONSULT THE ARCHITECT. ARCHITECT TO BE INFORMED OF ANY VARIATIONS THAT MAY OCCUR BEFORE COMMENCEMENT OF WORK.



JEAN-LOUIS DENIOT

Architecture - Interior Design - Furnishing
39 rue de Verneuil 75007 Paris
Tel: +33 1 45 44 04 65 - contact@deniot.com

Full shop drawings to be provided by Contractors. Interior designer's approval is required before manufacture and construction for aesthetics purposes.

D2F-04A

New - 6 Panels

Location

SECOND FLOOR

Sides

A	B
Master Bedroom	His Dressing

Opening type and system (TBC by supplier)

Double doors

Type of setting

Sliding

Lockable

NO

Handle mounting height

95 cm

Type of architrave

Side A	Side B
New part of joinery	New part of joinery

Width	Height
-------	--------

Project
10 BELGRAVE SQUARE
LONDON UK

2021-7-8

DOOR SCHEDULE

Print on A1 SCALE: 1 / 10

D2F-04A

DRAWINGS GIVEN AS DESIGN INTENT ONLY, THEY CAN NOT BE CONSIDERED AS CONSTRUCTION DRAWINGS

DIMENSIONS IN THIS DRAWING ARE NOTIONAL ONLY. ALL DIMENSIONS TO BE CHECKED ON SITE. FULL SITE DIMENSIONS TO BE TAKEN BY MANUFACTURER PRIOR TO PRODUCTION OF SHOP DRAWINGS. ALL SITE DIMENSIONS TO BE VERIFIED BY CONTRACTOR. FULL JOINERY SHOP DRAWINGS TO BE PROVIDED BY MANUFACTURER FOR C.A APPROVAL. ALL SANITARY ACCESSORIES TO BE SET OUT ON SITE. ALL STONE JUNCTION CORNERS ASSUME MITERED. CONTRACTOR TO SUBMIT SHOP DRAWINGS OF STONE/ TILES CUTS FOR APPROVAL. ALL EXPOSED STONE EDGES TO BE POLISHED. FOR FITTING AN FIXTURES REFER TO SANITARYWARE SCHEDULE/NBS.

REVISION 03

THESE DRAWINGS ARE FOR AESTHETIC DESIGN INFORMATION PURPOSES ONLY & DO NOT CONTAIN ANY INFORMATION FOR CONSTRUCTION, PERMITS OR COMPLIANCE TO BUILDING REGULATIONS. REFER TO DRAWINGS OF EXECUTIVE ARCHITECT OR DESIGN & BUILD CONTRACTOR FOR ALL INFORMATION.

DO NOT SCALE OFF THIS DRAWING. USE FIGURES DIMENSIONS ONLY OR CONSULT THE ARCHITECT. ARCHITECT TO BE INFORMED OF ANY VARIATIONS THAT MAY OCCUR BEFORE COMMENCEMENT OF WORK.


JEAN-LOUIS DENIOT

Architecture - Interior Design - Furnishing
39 rue de Verneuil 75007 Paris
Tel: +33 1 45 44 04 65 - contact@deniot.com



Elevation - Side A

Elevation - Side B

Side B

Side A

Side A

Side B



Released lever handle TBC

0 0.5m 1m 2m

GENERAL COMMENTS

New blocks added on all architraves

For ironmongery finishes, please refer to Belg-JLD-Ironmongery room by room schedule

Key types security system to be confirmed by client or architect

All doors opening above carpet should be trimmed by approx 2cm (precise dimension to be confirmed before manufacture)

All mechanism and their proper functionality are to be ensured by GC.

Full shop drawings to be provided by Contractors. Interior designer's approval is required before manufacture and construction for aesthetics purposes.

D2F-04B

New - 4 panels

Location

SECOND FLOOR

Sides

A	B
Master Bedroom	Bedroom Lobby

Opening type and system (TBC by supplier)

Single Door
jib door on side A

Type of setting

hidden hinges
Concealed

Lockable

YES_Key entrance

Handle mounting height

94 cm

Type of architrave

Side A	Side B
Existing	Existing

Width	Height

GENERAL COMMENTS

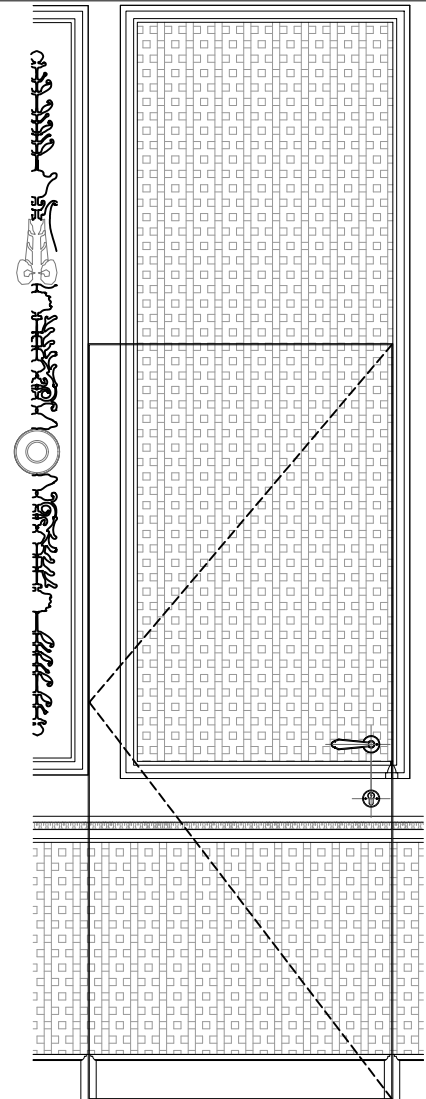
New blocks added on all architraves

For ironmongery finishes, please refer to Belg-JLD-Ironmongery room by room schedule

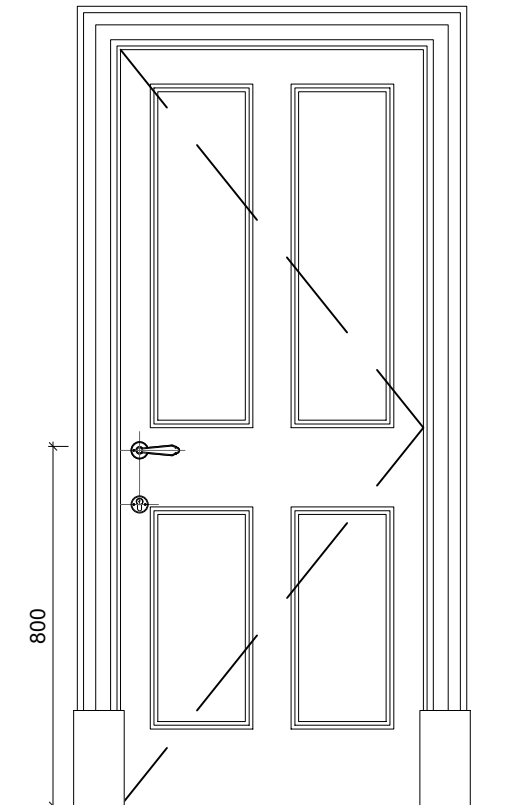
Key types security system to be confirmed by client or architect

All doors opening above carpet should be trimmed by approx 2cm (precise dimension to be confirmed before manufacture)

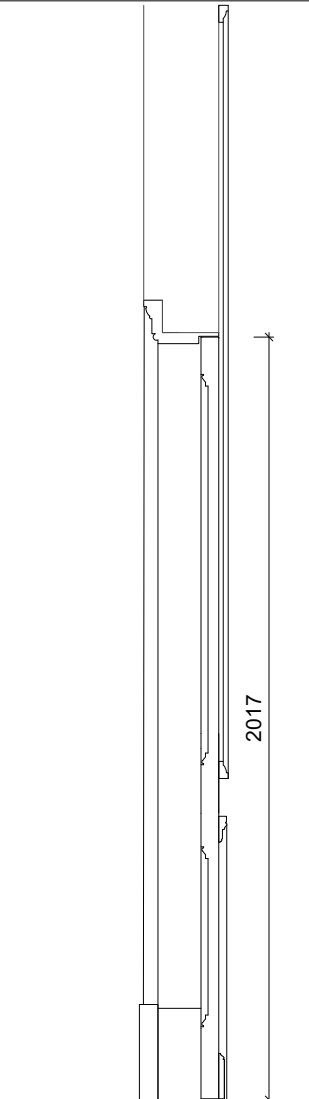
All mechanism and their proper functionality are to be ensured by GC.



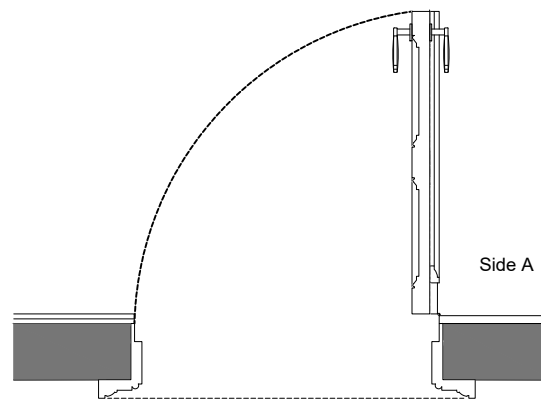
Elevation - Side A



Elevation - Side B




Side B Side A



Side A

Side B



Project
10 BELGRAVE SQUARE
LONDON UK

2021-7-8

DOOR SCHEDULE

Print on A1 SCALE: 1 / 10

D2F-04B



Invisible hinges

DRAWINGS GIVEN AS DESIGN INTENT ONLY, THEY CAN NOT BE CONSIDERED AS CONSTRUCTION DRAWINGS

DIMENSIONS IN THIS DRAWING ARE NOTIONAL ONLY. ALL DIMENSIONS TO BE CHECKED ON SITE. FULL SITE DIMENSIONS TO BE TAKEN BY MANUFACTURER PRIOR TO PRODUCTION OF SHOP DRAWINGS. ALL SITE DIMENSIONS TO BE VERIFIED BY CONTRACTOR. FULL JOINERY SHOP DRAWINGS TO BE PROVIDED BY MANUFACTURER FOR C.A APPROVAL. ALL SANITARY ACCESSORIES TO BE SET OUT ON SITE. ALL STONE JUNCTION CORNERS ASSUME MITERED. CONTRACTOR TO SUBMIT SHOP DRAWINGS OF STONE/TILES CUTS FOR APPROVAL. ALL EXPOSED STONE EDGES TO BE POLISHED. FOR FITTING AN FIXTURES REFER TO SANITARYWARE SCHEDULE/NBS.

REVISION 03

THESE DRAWINGS ARE FOR AESTHETIC DESIGN INFORMATION PURPOSES ONLY & DO NOT CONTAIN ANY INFORMATION FOR CONSTRUCTION, PERMITS OR COMPLIANCE TO BUILDING REGULATIONS. REFER TO DRAWINGS OF EXECUTIVE ARCHITECT OR DESIGN & BUILD CONTRACTOR FOR ALL INFORMATION.

DO NOT SCALE OFF THIS DRAWING. USE FIGURES DIMENSIONS ONLY OR CONSULT THE ARCHITECT. ARCHITECT TO BE INFORMED OF ANY VARIATIONS THAT MAY OCCUR BEFORE COMMENCEMENT OF WORK.



JEAN-LOUIS DENIOT

Architecture - Interior Design - Furnishing
39 rue de Verneuil 75007 Paris
Tel: +33 1 45 44 04 65 - contact@deniot.com

Full shop drawings to be provided by Contractors. Interior designer's approval is required before manufacture and construction for aesthetics purposes.

D2F-04C

New- 4 Panels

Location

SECOND FLOOR

Sides

A	B
Master Bathroom	Lobby

Opening type and system (TBC by supplier)

jib door on side A

Type of setting

Hidden hinges
Concealed

Lockable

YES_key entrance

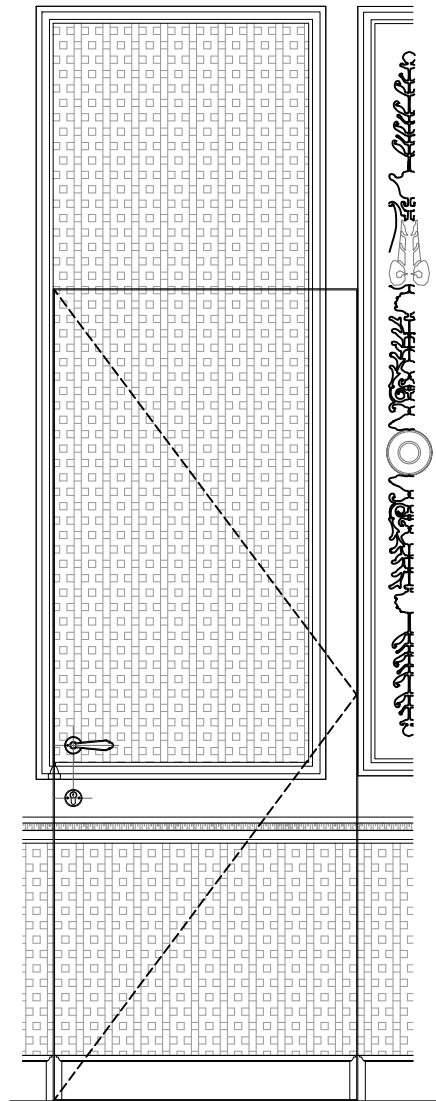
Handle mounting height

95 cm

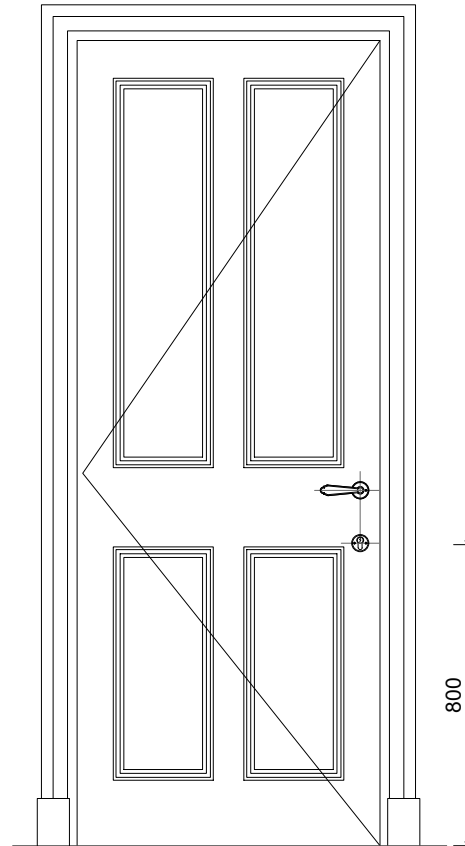
Type of architrave

Side A	Side B
N/A	New to match existing

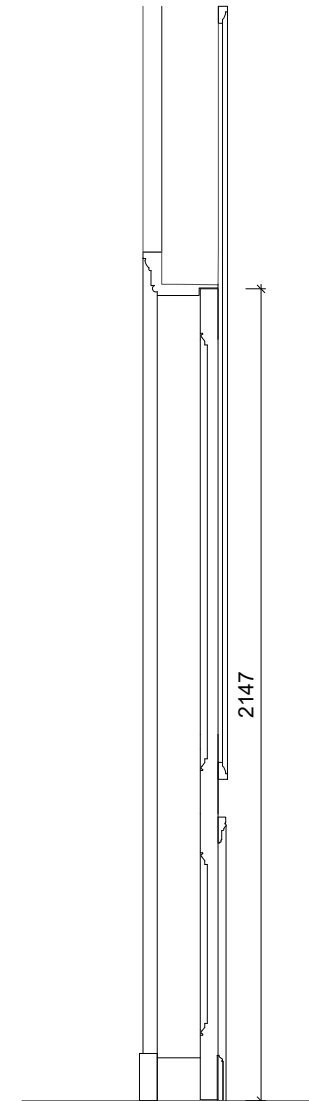
Width	Height
-------	--------



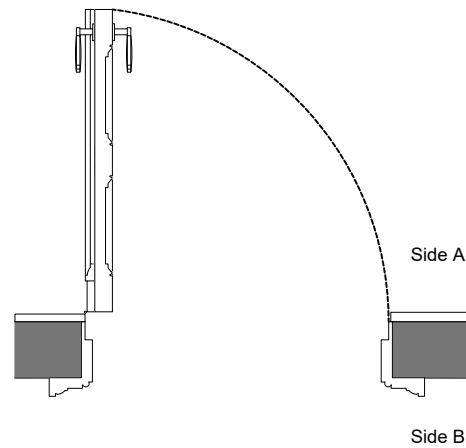
Elevation - Side A



Elevation - Side B




Side B Side A



Side A

Side B



Project
10 BELGRAVE SQUARE
LONDON UK

2021-7-8

DOOR SCHEDULE

Print
on A1

SCALE: 1 / 10

D2F-04C



Invisible hinges

DRAWINGS GIVEN AS DESIGN INTENT ONLY, THEY CAN NOT BE CONSIDERED AS CONSTRUCTION DRAWINGS

DIMENSIONS IN THIS DRAWING ARE NOTIONAL ONLY. ALL DIMENSIONS TO BE CHECKED ON SITE. FULL SITE DIMENSIONS TO BE TAKEN BY MANUFACTURER PRIOR TO PRODUCTION OF SHOP DRAWINGS. ALL SITE DIMENSIONS TO BE VERIFIED BY CONTRACTOR. FULL JOINERY SHOP DRAWINGS TO BE PROVIDED BY MANUFACTURER FOR C.A APPROVAL. ALL SANITARY ACCESSORIES TO BE SET OUT ON SITE. ALL STONE JUNCTION CORNERS ASSUME MITERED. CONTRACTOR TO SUBMIT SHOP DRAWINGS OF STONE/ TILES CUTS FOR APPROVAL. ALL EXPOSED STONE EDGES TO BE POLISHED. FOR FITTING AN FIXTURES REFER TO SANITARYWARE SCHEDULE/NBS.

REVISION 03

THESE DRAWINGS ARE FOR AESTHETIC DESIGN INFORMATION PURPOSES ONLY & DO NOT CONTAIN ANY INFORMATION FOR CONSTRUCTION, PERMITS OR COMPLIANCE TO BUILDING REGULATIONS. REFER TO DRAWINGS OF EXECUTIVE ARCHITECT OR DESIGN & BUILD CONTRACTOR FOR ALL INFORMATION.

DO NOT SCALE OFF THIS DRAWING. USE FIGURES DIMENSIONS ONLY OR CONSULT THE ARCHITECT. ARCHITECT TO BE INFORMED OF ANY VARIATIONS THAT MAY OCCUR BEFORE COMMENCEMENT OF WORK.



JEAN-LOUIS DENIOT

Architecture - Interior Design - Furnishing
39 rue de Verneuil 75007 Paris
Tel: +33 1 45 44 04 65 - contact@deniot.com

Full shop drawings to be provided by Contractors. Interior designer's approval is required before manufacture and construction for aesthetics purposes.

GENERAL COMMENTS

New blocks added on all architraves

For ironmongery finishes, please refer to Belg-JLD-Ironmongery room by room schedule

Key types security system to be confirmed by client or architect

All doors opening above carpet should be trimmed by approx 2cm (precise dimension to be confirmed before manufacture)

All mechanism and their proper functionality are to be ensured by GC.

FD2F-05A

New - 4 panelled

Location

SECOND FLOOR

Sides

A Bedroom loby B Master bathroom

Opening type and system (TBC by supplier)

Single leaf
Jib door on side B

Type of setting

hidden hinges
Um

Lockable

YES

Handle mounting height

90 cm

Type of architrave

Side A Side B
New to match
existing

Width Height

GENERAL COMMENTS

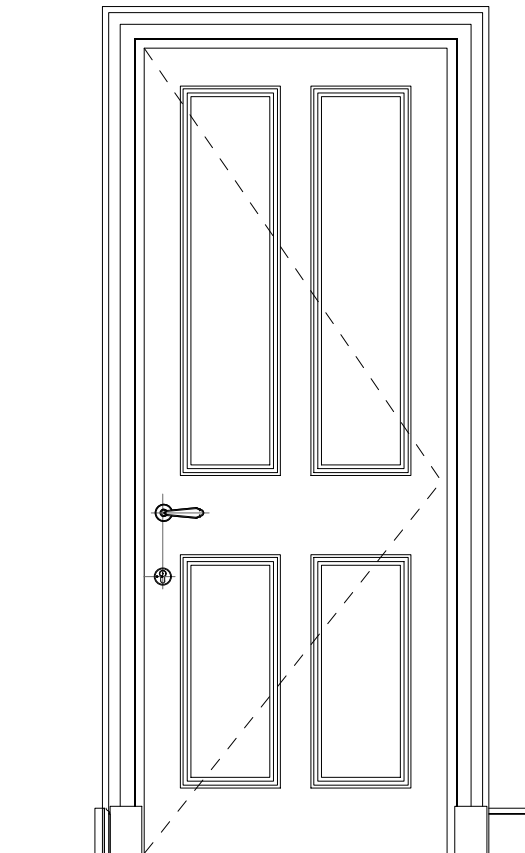
New blocks added on all architraves

For ironmongery finishes, please refer to Belg-JLD-Ironmongery room by room schedule

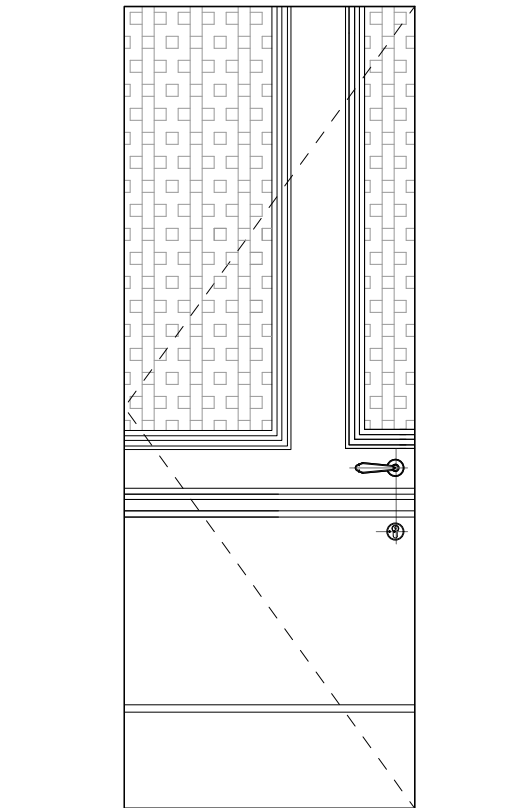
Key types security system to be confirmed by client or architect

All doors opening above carpet should be trimmed by approx 2cm (precise dimension to be confirmed before manufacture)


All mechanism and their proper functionality are to be ensured by GC.



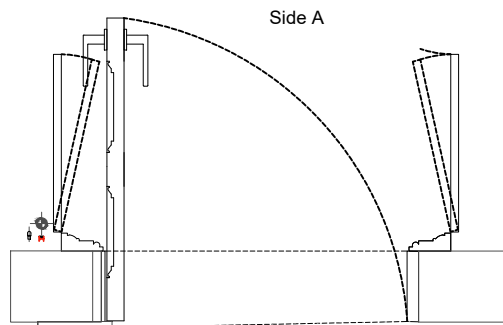
Elevation - Side A




Elevation - Side B



Side A Side B



Side B



Project
10 BELGRAVE SQUARE
LONDON UK

2021-7-8

DOOR SCHEDULE

Print on A1 SCALE: 1 / 10

D2F-05A



Invisible hinges

DRAWINGS GIVEN AS DESIGN INTENT ONLY, THEY CAN NOT BE CONSIDERED AS CONSTRUCTION DRAWINGS

DIMENSIONS IN THIS DRAWING ARE NOTIONAL ONLY. ALL DIMENSIONS TO BE CHECKED ON SITE. FULL SITE DIMENSIONS TO BE TAKEN BY MANUFACTURER PRIOR TO PRODUCTION OF SHOP DRAWINGS. ALL SITE DIMENSIONS TO BE VERIFIED BY CONTRACTOR. FULL JOINERY SHOP DRAWINGS TO BE PROVIDED BY MANUFACTURER FOR C.A APPROVAL. ALL SANITARY ACCESSORIES TO BE SET OUT ON SITE. ALL STONE JUNCTION CORNERS ASSUME MITERED. CONTRACTOR TO SUBMIT SHOP DRAWINGS OF STONE/TILES CUTS FOR APPROVAL. ALL EXPOSED STONE EDGES TO BE POLISHED. FOR FITTING AN FIXTURES REFER TO SANITARYWARE SCHEDULE/NBS.

REVISION 03

THESE DRAWINGS ARE FOR AESTHETIC DESIGN INFORMATION PURPOSES ONLY & DO NOT CONTAIN ANY INFORMATION FOR CONSTRUCTION, PERMITS OR COMPLIANCE TO BUILDING REGULATIONS. REFER TO DRAWINGS OF EXECUTIVE ARCHITECT OR DESIGN & BUILD CONTRACTOR FOR ALL INFORMATION.

DO NOT SCALE OFF THIS DRAWING. USE FIGURES DIMENSIONS ONLY OR CONSULT THE ARCHITECT. ARCHITECT TO BE INFORMED OF ANY VARIATIONS THAT MAY OCCUR BEFORE COMMENCEMENT OF WORK.



JEAN-LOUIS DENIOT

Architecture - Interior Design - Furnishing
39 rue de Verneuil 75007 Paris
Tel: +33 1 45 44 04 65 - contact@deniot.com

Full shop drawings to be provided by Contractors. Interior designer's approval is required before manufacture and construction for aesthetics purposes.

FD2F-06A

New - reverse door opening direction from existing

Location

SECOND FLOOR

Sides

A B
Master Bathroom Her dressing lobby

Opening type and system (TBC by supplier)

Single leaf

Type of setting

Um

Lockable

YES

Handle mounting height

94 cm

Type of architrave

Side A

Side B

Existing

Existing

Width

Height

GENERAL COMMENTS

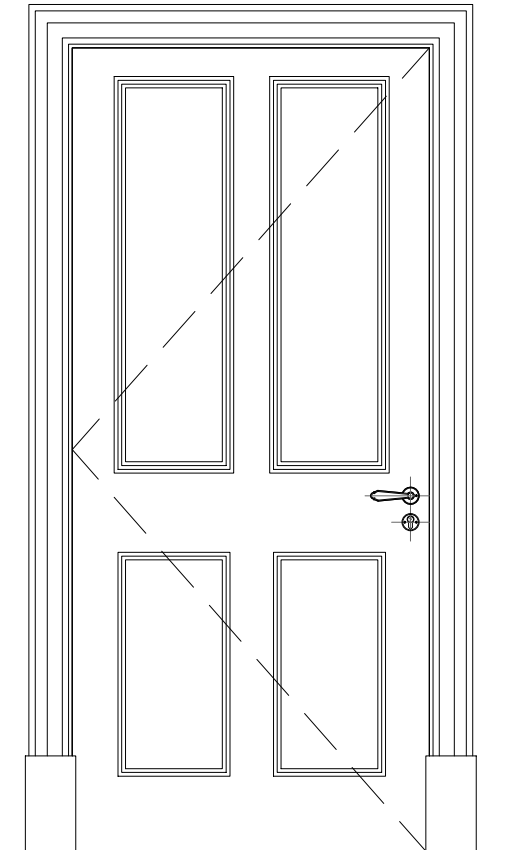
New blocks added on all architraves

For ironmongery finishes, please refer to Belg-JLD-Ironmongery room by room schedule

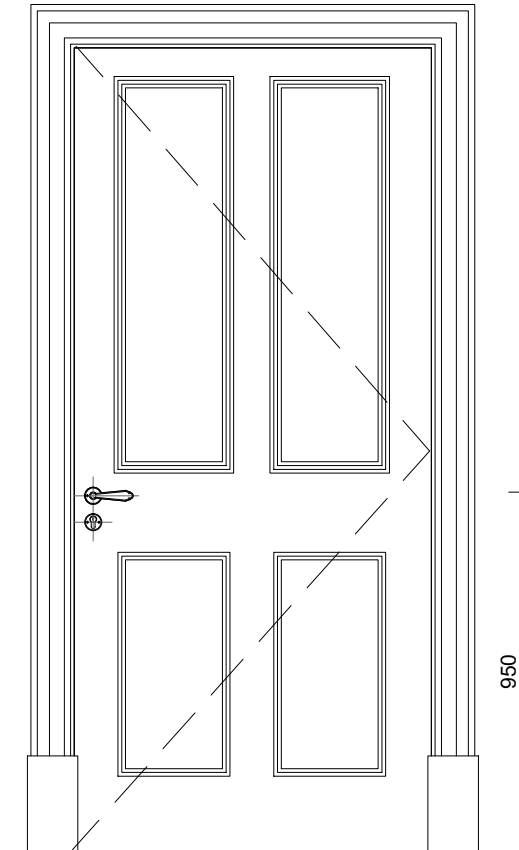
Key types security system to be confirmed by client or architect

All doors opening above carpet should be trimmed by approx 2cm (precise dimension to be confirmed before manufacture)

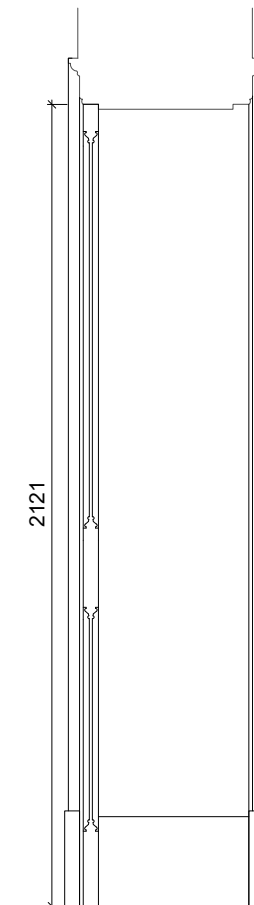
All mechanism and their proper functionality are to be ensured by GC.



Elevation - Side A




Elevation - Side B



Side A

Side B



Project
10 BELGRAVE SQUARE
LONDON UK

2021-7-8

DOOR SCHEDULE

Print on A1

SCALE: 1 / 10

FD2F-06A



Invisible hinges

DRAWINGS GIVEN AS DESIGN INTENT ONLY, THEY CAN NOT BE CONSIDERED AS CONSTRUCTION DRAWINGS

DIMENSIONS IN THIS DRAWING ARE NOTIONAL ONLY. ALL DIMENSIONS TO BE CHECKED ON SITE. FULL SITE DIMENSIONS TO BE TAKEN BY MANUFACTURER PRIOR TO PRODUCTION OF SHOP DRAWINGS. ALL SITE DIMENSIONS TO BE VERIFIED BY CONTRACTOR. FULL JOINERY SHOP DRAWINGS TO BE PROVIDED BY MANUFACTURER FOR C.A APPROVAL. ALL SANITARY ACCESSORIES TO BE SET OUT ON SITE. ALL STONE JUNCTION CORNERS ASSUME MITERED. CONTRACTOR TO SUBMIT SHOP DRAWINGS OF STONE/TILES CUTS FOR APPROVAL. ALL EXPOSED STONE EDGES TO BE POLISHED. FOR FITTING AN FIXTURES REFER TO SANITARYWARE SCHEDULE/NBS.

REVISION 03

THESE DRAWINGS ARE FOR AESTHETIC DESIGN INFORMATION PURPOSES ONLY & DO NOT CONTAIN ANY INFORMATION FOR CONSTRUCTION, PERMITS OR COMPLIANCE TO BUILDING REGULATIONS. REFER TO DRAWINGS OF EXECUTIVE ARCHITECT OR DESIGN & BUILD CONTRACTOR FOR ALL INFORMATION.

DO NOT SCALE OFF THIS DRAWING. USE FIGURES DIMENSIONS ONLY OR CONSULT THE ARCHITECT. ARCHITECT TO BE INFORMED OF ANY VARIATIONS THAT MAY OCCUR BEFORE COMMENCEMENT OF WORK.



JEAN-LOUIS DENIOT

Architecture - Interior Design - Furnishing
39 rue de Verneuil 75007 Paris
Tel: +33 1 45 44 04 65 - contact@deniot.com

Full shop drawings to be provided by Contractors. Interior designer's approval is required before manufacture and construction for aesthetics purposes.

FD2F-07A

New - 4 panels

Location

SECOND FLOOR

Sides

A

B

Her Dressing Lobby

Main Hall

Opening type and system (TBC by supplier)

Single leaf

Type of setting

Urn

Lockable

YES_key entrance

Handle mounting height

94 cm

Type of architrave

Side A

Side B

Existing

Existing

Width

Height

GENERAL COMMENTS

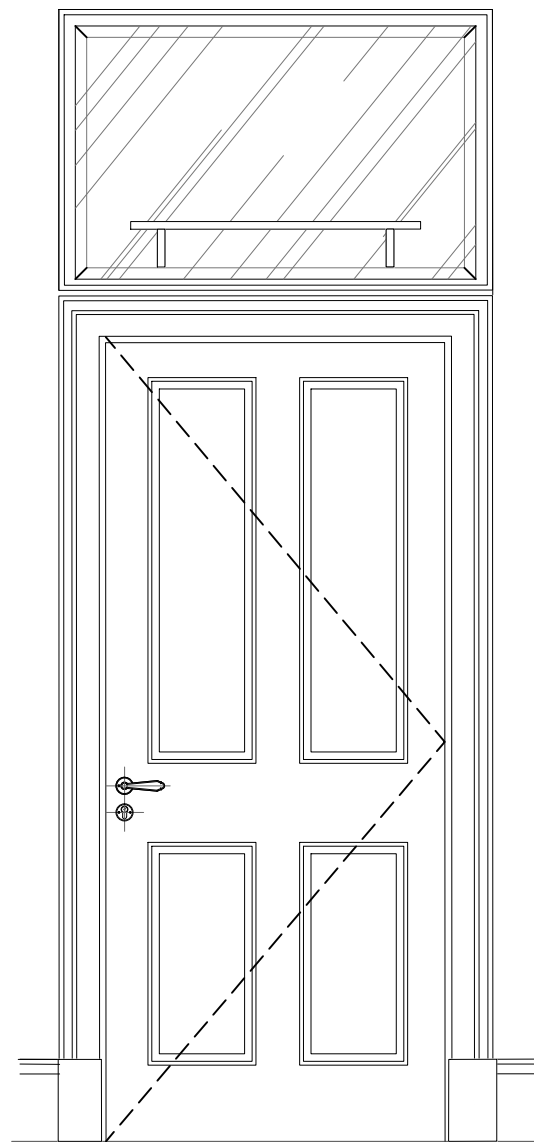
New blocks added on all architraves

For ironmongery finishes, please refer to Belg-JLD-Ironmongery room by room schedule

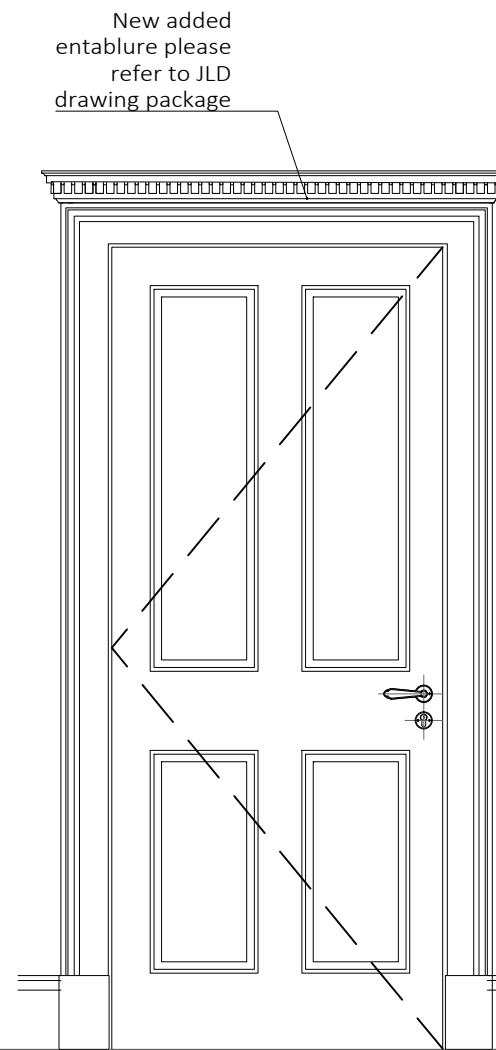
Key types security system to be confirmed by client or architect

All doors opening above carpet should be trimmed by approx 2cm (precise dimension to be confirmed before manufacture)

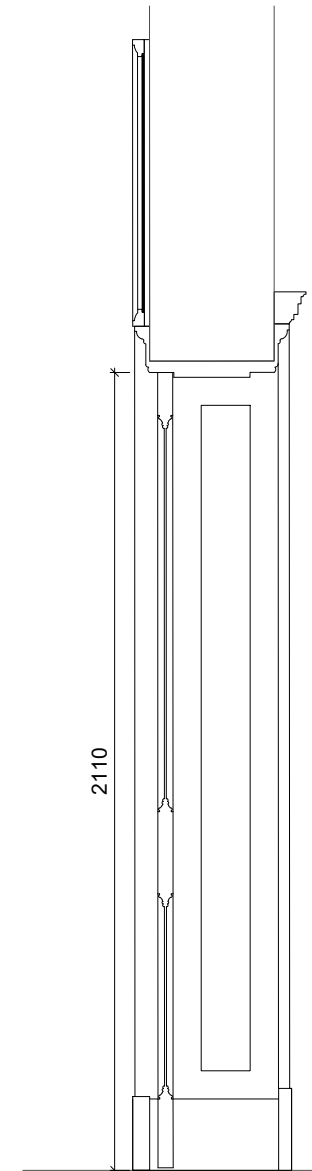
All mechanism and their proper functionality are to be ensured by GC.



Elevation - Side A

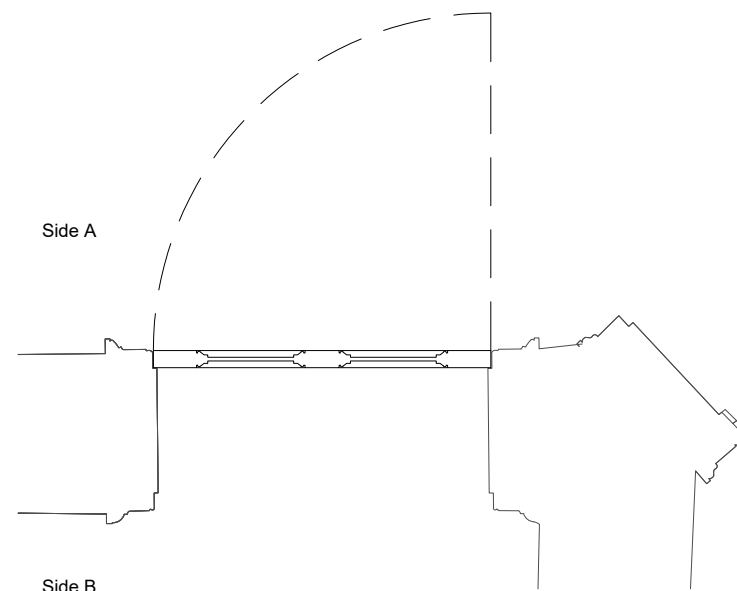


Elevation - Side B



Side A

Side B



Side A

Side B



Project
10 BELGRAVE SQUARE
LONDON UK

2021-7-8

DOOR SCHEDULE

Print on A1

SCALE: 1 / 10

D2F-07A



Invisible hinges

DRAWINGS GIVEN AS DESIGN INTENT ONLY, THEY CAN NOT BE CONSIDERED AS CONSTRUCTION DRAWINGS

DIMENSIONS IN THIS DRAWING ARE NOTIONAL ONLY. ALL DIMENSIONS TO BE CHECKED ON SITE. FULL SITE DIMENSIONS TO BE TAKEN BY MANUFACTURER PRIOR TO PRODUCTION OF SHOP DRAWINGS. ALL SITE DIMENSIONS TO BE VERIFIED BY CONTRACTOR. FULL JOINERY SHOP DRAWINGS TO BE PROVIDED BY MANUFACTURER FOR C.A APPROVAL. ALL SANITARY ACCESSORIES TO BE SET OUT ON SITE. ALL STONE JUNCTION CORNERS ASSUME MITERED. CONTRACTOR TO SUBMIT SHOP DRAWINGS OF STONE/ TILES CUTS FOR APPROVAL. ALL EXPOSED STONE EDGES TO BE POLISHED. FOR FITTING AN FIXTURES REFER TO SANITARYWARE SCHEDULE/NBS.

REVISION 03

THESE DRAWINGS ARE FOR AESTHETIC DESIGN INFORMATION PURPOSES ONLY & DO NOT CONTAIN ANY INFORMATION FOR CONSTRUCTION, PERMITS OR COMPLIANCE TO BUILDING REGULATIONS. REFER TO DRAWINGS OF EXECUTIVE ARCHITECT OR DESIGN & BUILD CONTRACTOR FOR ALL INFORMATION.

DO NOT SCALE OFF THIS DRAWING. USE FIGURES DIMENSIONS ONLY OR CONSULT THE ARCHITECT. ARCHITECT TO BE INFORMED OF ANY VARIATIONS THAT MAY OCCUR BEFORE COMMENCEMENT OF WORK.



JEAN-LOUIS DENIOT

Architecture - Interior Design - Furnishing
39 rue de Verneuil 75007 Paris
Tel: +33 1 45 44 04 65 - contact@deniot.com

Full shop drawings to be provided by Contractors. Interior designer's approval is required before manufacture and construction for aesthetics purposes.

D2F-07B

New

Location

SECOND FLOOR

Sides

A Her Dressing Lobby B Hoist

Opening type and system (TBC by supplier)

Double doors
Jib door

Type of setting

Invisible hinges
Concealed

Lockable

NO

Handle mounting height

94 cm

Type of architrave

Side A

Side B

N/A

New
part of joinery

Width

Height

GENERAL COMMENTS

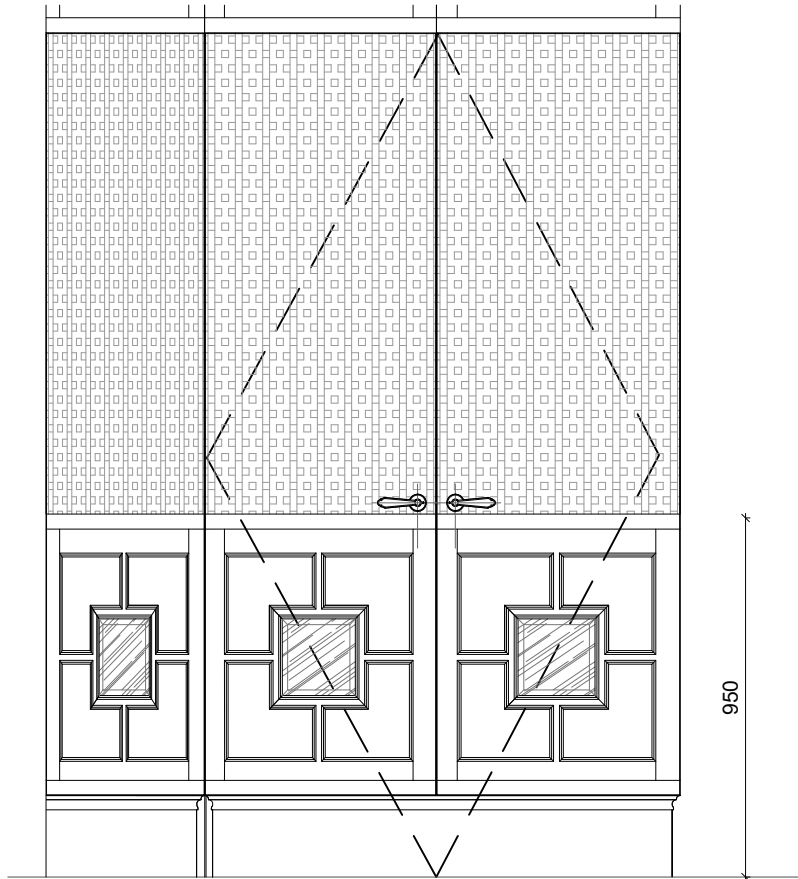
New blocks added on all architraves

For ironmongery finishes, please refer to Belg-JLD-Ironmongery room by room schedule

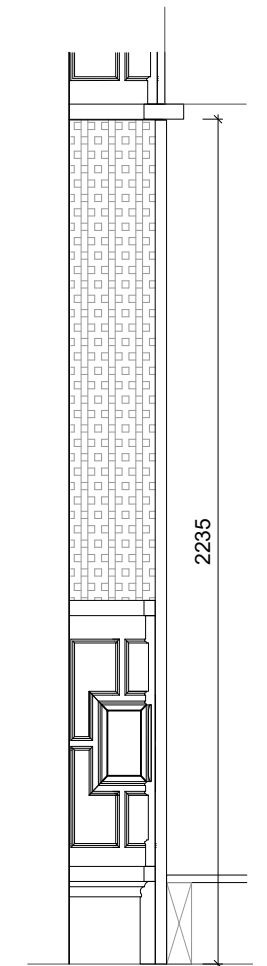
Key types security system to be confirmed by client or architect

All doors opening above carpet should be trimmed by approx 2cm (precise dimension to be confirmed before manufacture)

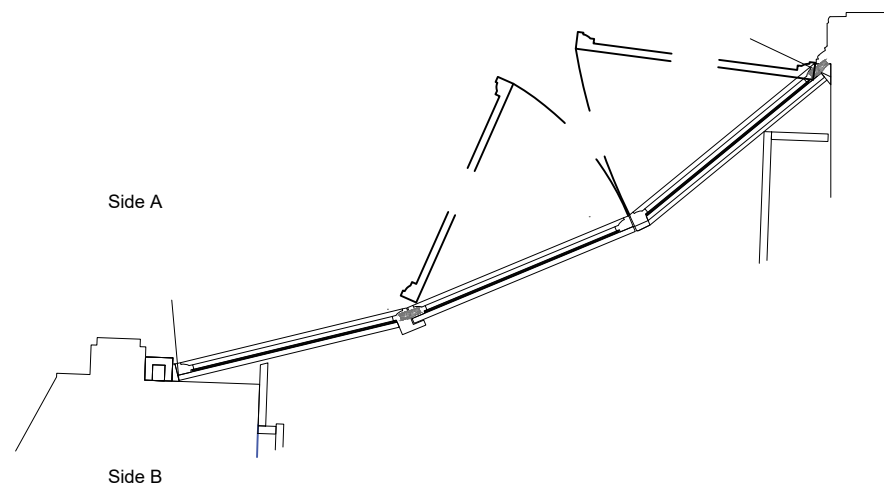
All mechanism and their proper functionality are to be ensured by GC.



Elevation - Side A



Side A Side B



Side A

Side B

0 0.5m 1m 2m

Project
10 BELGRAVE SQUARE
LONDON UK

2021-7-8

DOOR SCHEDULE

Print
on A1

SCALE: 1 / 10

D2F-07B



Invisible hinges

DRAWINGS GIVEN AS DESIGN INTENT ONLY, THEY CAN NOT BE CONSIDERED AS CONSTRUCTION DRAWINGS

DIMENSIONS IN THIS DRAWING ARE NOTIONAL ONLY. ALL DIMENSIONS TO BE CHECKED ON SITE. FULL SITE DIMENSIONS TO BE TAKEN BY MANUFACTURER PRIOR TO PRODUCTION OF SHOP DRAWINGS. ALL SITE DIMENSIONS TO BE VERIFIED BY CONTRACTOR. FULL JOINERY SHOP DRAWINGS TO BE PROVIDED BY MANUFACTURER FOR C.A APPROVAL. ALL SANITARY ACCESSORIES TO BE SET OUT ON SITE. ALL STONE JUNCTION CORNERS ASSUME MITERED. CONTRACTOR TO SUBMIT SHOP DRAWINGS OF STONE/TILES CUTS FOR APPROVAL. ALL EXPOSED STONE EDGES TO BE POLISHED. FOR FITTING AN FIXTURES REFER TO SANITARYWARE SCHEDULE/NBS.

REVISION 03

THESE DRAWINGS ARE FOR AESTHETIC DESIGN INFORMATION PURPOSES ONLY & DO NOT CONTAIN ANY INFORMATION FOR CONSTRUCTION, PERMITS OR COMPLIANCE TO BUILDING REGULATIONS. REFER TO DRAWINGS OF EXECUTIVE ARCHITECT OR DESIGN & BUILD CONTRACTOR FOR ALL INFORMATION.

DO NOT SCALE OFF THIS DRAWING. USE FIGURES DIMENSIONS ONLY OR CONSULT THE ARCHITECT. ARCHITECT TO BE INFORMED OF ANY VARIATIONS THAT MAY OCCUR BEFORE COMMENCEMENT OF WORK.



JEAN-LOUIS DENIOT

Architecture - Interior Design - Furnishing
39 rue de Verneuil 75007 Paris
Tel: +33 1 45 44 04 65 - contact@deniot.com

Full shop drawings to be provided by Contractors. Interior designer's approval is required before manufacture and construction for aesthetics purposes.

D2F-08B

FREE PASS

Location

SECOND FLOOR

Sides

A Corridor B Corridor

Opening type and system (TBC by supplier)

No door free pass

Type of setting

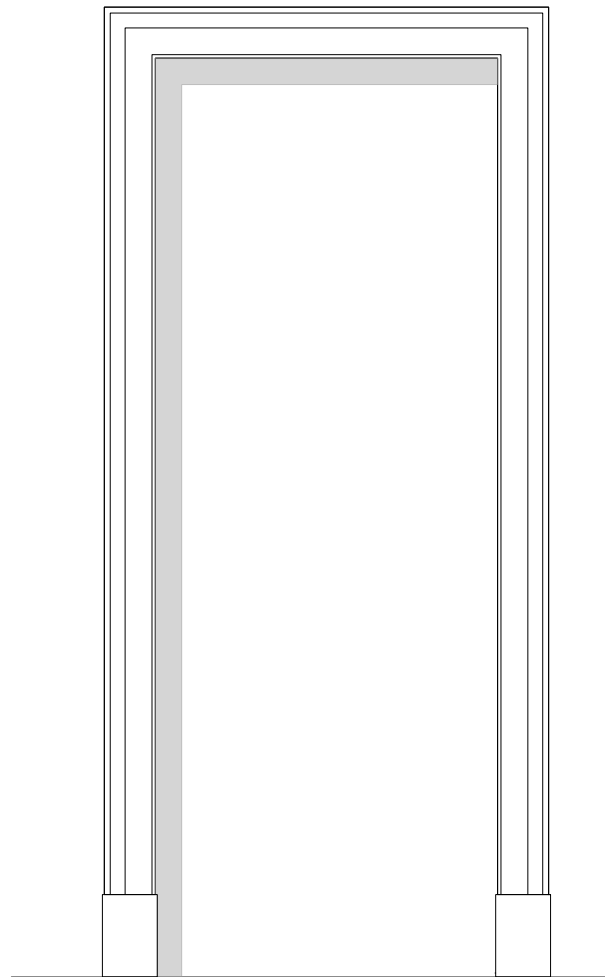
Lockable

Handle mounting height


Type of architrave

Side A New to match Existing Side B New to match Existing

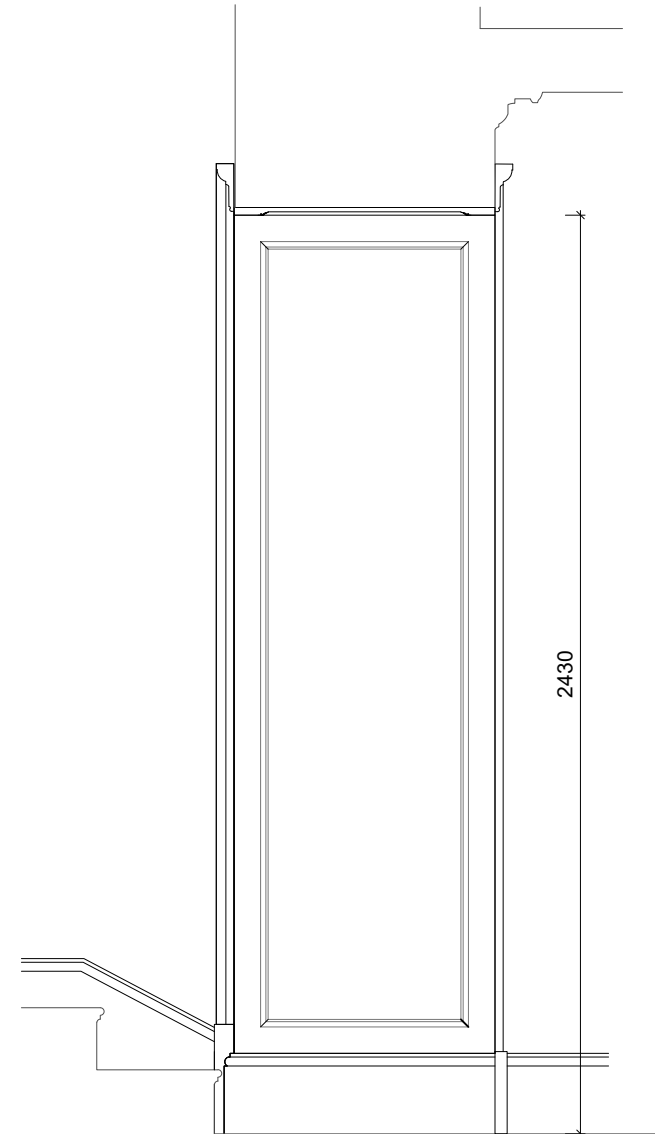
Width Height



Elevation - Side A

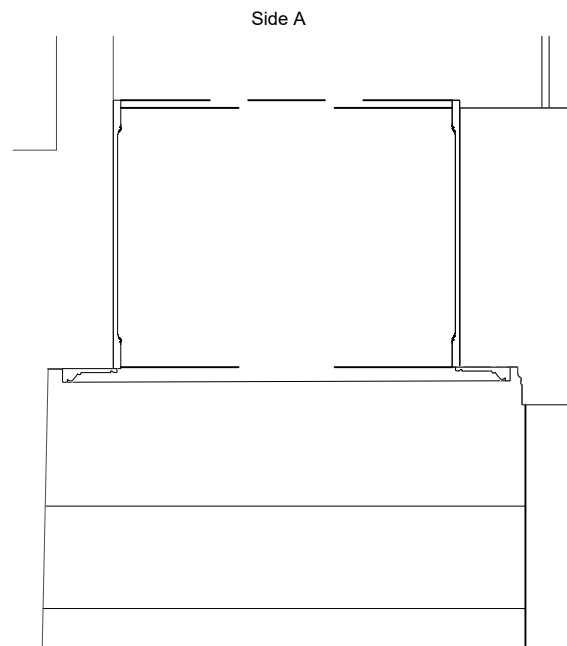


Elevation - Side B



Side B

Side A



Side A

Side B

GENERAL COMMENTS

New blocks added on all architraves

For ironmongery finishes, please refer to Belg-JLD-Ironmongery room by room schedule

Key types security system to be confirmed by client or architect

All doors opening above carpet should be trimmed by approx 2cm (precise dimension to be confirmed before manufacture)

All mechanism and their proper functionality are to be ensured by GC.

Project
10 BELGRAVE SQUARE
LONDON UK

2021-7-8

DOOR SCHEDULE

Print on A1

SCALE: 1 / 10

D2F-08B

DRAWINGS GIVEN AS DESIGN INTENT ONLY, THEY CAN NOT BE CONSIDERED AS CONSTRUCTION DRAWINGS

DIMENSIONS IN THIS DRAWING ARE NOTIONAL ONLY. ALL DIMENSIONS TO BE CHECKED ON SITE. FULL SITE DIMENSIONS TO BE TAKEN BY MANUFACTURER PRIOR TO PRODUCTION OF SHOP DRAWINGS. ALL SITE DIMENSIONS TO BE VERIFIED BY CONTRACTOR. FULL JOINERY SHOP DRAWINGS TO BE PROVIDED BY MANUFACTURER FOR C.A APPROVAL. ALL SANITARY ACCESSORIES TO BE SET OUT ON SITE. ALL STONE JUNCTION CORNERS ASSUME MITERED. CONTRACTOR TO SUBMIT SHOP DRAWINGS OF STONE/TILES CUTS FOR APPROVAL. ALL EXPOSED STONE EDGES TO BE POLISHED. FOR FITTING AN FIXTURES REFER TO SANITARYWARE SCHEDULE/NBS.

REVISION 03

THESE DRAWINGS ARE FOR AESTHETIC DESIGN INFORMATION PURPOSES ONLY & DO NOT CONTAIN ANY INFORMATION FOR CONSTRUCTION, PERMITS OR COMPLIANCE TO BUILDING REGULATIONS. REFER TO DRAWINGS OF EXECUTIVE ARCHITECT OR DESIGN & BUILD CONTRACTOR FOR ALL INFORMATION.

DO NOT SCALE OFF THIS DRAWING. USE FIGURES DIMENSIONS ONLY OR CONSULT THE ARCHITECT. ARCHITECT TO BE INFORMED OF ANY VARIATIONS THAT MAY OCCUR BEFORE COMMENCEMENT OF WORK.



JEAN-LOUIS DENIOT

Architecture - Interior Design - Furnishing
39 rue de Verneuil 75007 Paris
Tel: +33 1 45 44 04 65 - contact@deniot.com

0 0.5m 1m 2m

Full shop drawings to be provided by Contractors. Interior designer's approval is required before manufacture and construction for aesthetics purposes.

FD2F-09A

Existing

Location

SECOND FLOOR

Sides

A	B
Secondary Staircase	Corridor

Opening type and system (TBC by supplier)

Single leaf

Type of setting

Orb

Lockable

NO

Handle mounting height

94 cm

Type of architrave

Side A	Side B
Existing	Existing

Width	Height
-------	--------

GENERAL COMMENTS


New blocks added on all architraves

For ironmongery finishes, please refer to Belg-JLD-Ironmongery room by room schedule

Key types security systeme to be confirmed by client or architect

All doors opening above carpets should be trimmed by apprex 2cm (precise dimension to be confirmed before manufacture)

All mecanismo and thier preper functionary are to be ensured by GC.



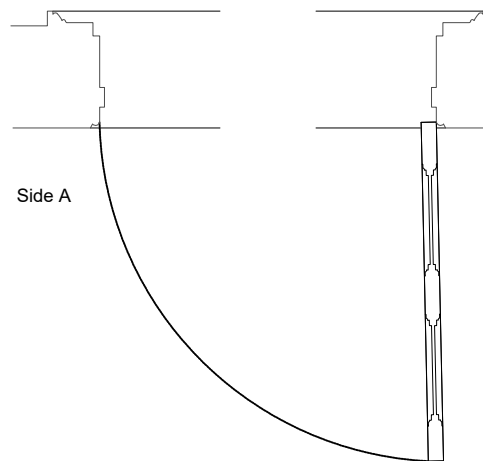
Elevation - Side A

Elevation - Side B

Side A Side B

Side B

Side A



Project
10 BELGRAVE SQUARE
LONDON UK

2021-7-8

DOOR SCHEDULE

Print
on A1

SCALE: 1 / 10

D2F-09A

Full shop drawings to be provided by Contractors. Interior designer's approval is required before manufacture and construction for aesthetics purposes.

DRAWINGS GIVEN AS DESIGN INTENT ONLY, THEY CAN NOT BE CONSIDERED AS CONSTRUCTION DRAWINGS

DIMENSIONS IN THIS DRAWING ARE NOTIONAL ONLY. ALL DIMENSIONS TO BE CHECKED ON SITE.

FULL SITE DIMENSIONS TO BE TAKEN BY MANUFACTURER PRIOR TO PRODUCTION OF SHOP DRAWINGS.

ALL SITE DIMENSIONS TO BE VERIFIED BY CONTRACTOR. FULL JOINERY SHOP DRAWINGS TO BE PROVIDED BY MANUFACTURER FOR C.A APPROVAL.

ALL SANITARY ACCESSORIES TO BE SET OUT ON SITE. ALL STONE JUNCTION CORNERS ASSUME MITERED. CONTRACTOR TO SUBMIT SHOP DRAWINGS OF STONE/ TILES CUTS FOR APPROVAL

ALL EXPOSED STONE EDGES TO BE POLISHED. FOR FITTING AN FIXTURES REFER TO SANITARYWARE SCHEDULE/NBS.

REVISION 03

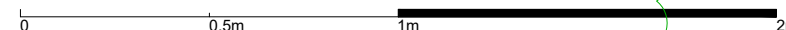
THESE DRAWINGS ARE FOR AESTHETIC DESIGN INFORMATION PURPOSES ONLY & DO NOT CONTAIN ANY INFORMATION FOR CONSTRUCTION, PERMITS OR COMPLIANCE TO BUILDING REGULATIONS. REFER TO DRAWINGS OF EXECUTIVE ARCHITECT OR DESIGN & BUILD CONTRACTOR FOR ALL INFORMATION.

DO NOT SCALE OFF THIS DRAWING. USE FIGURES DIMENSIONS ONLY OR CONSULT THE ARCHITECT. ARCHITECT TO BE INFORMED OF ANY VARIATIONS THAT MAY OCCUR BEFORE COMMENCEMENT OF WORK.



JEAN-LOUIS DENIOT

Architecture - Interior Design - Furnishing
39 rue de Verneuil 75007 Paris
Tel: +33 1 45 44 04 65 - contact@deniot.com



FD2F-10A

Existing

Location

SECOND FLOOR

Sides

A

B

Severy Small Kitchen Secondary Staircase

Opening type and system (TBC by supplier)

Type of setting

Lockable

NO

Handle mounting height

94 cm

Type of architrave

Side A

Side B

Existing

Existing

Width

Height

GENERAL COMMENTS

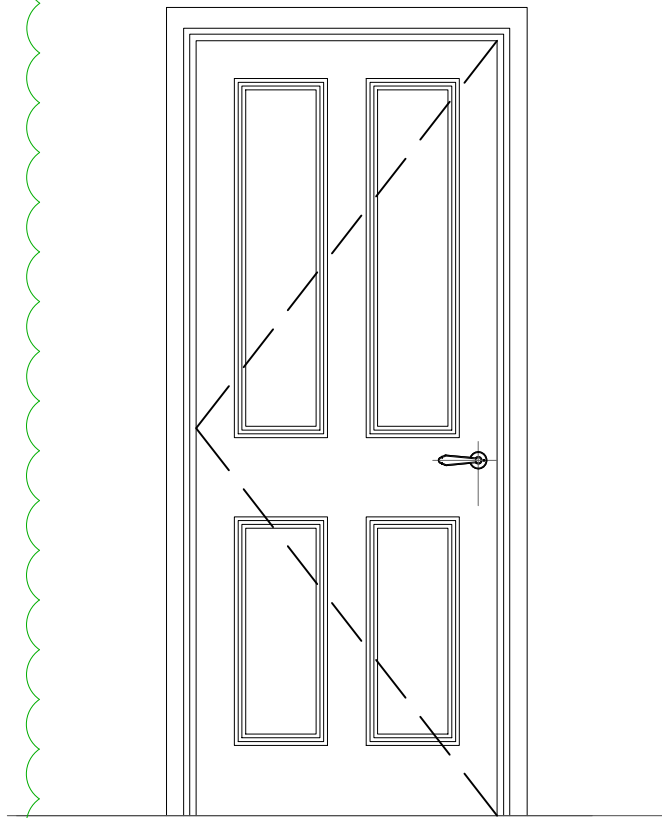
New blocks added on all architraves

For ironmongery finishes , please refer to Belg-JLD-Ironmongery room by room scherdule

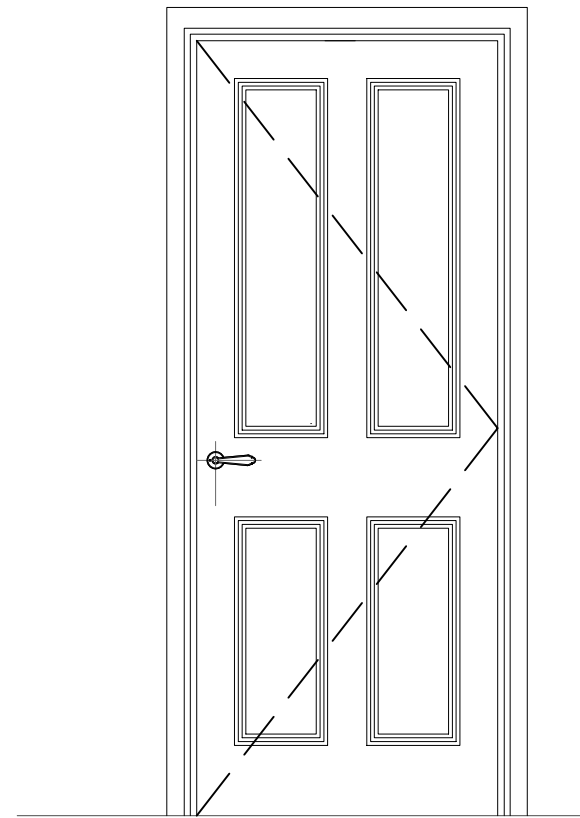
Key types security systeme to be confirmed by client or architect

All doors opening above carpet should be trimmed by apprex 2cm (precise dimension to be confirmed before manufacture)

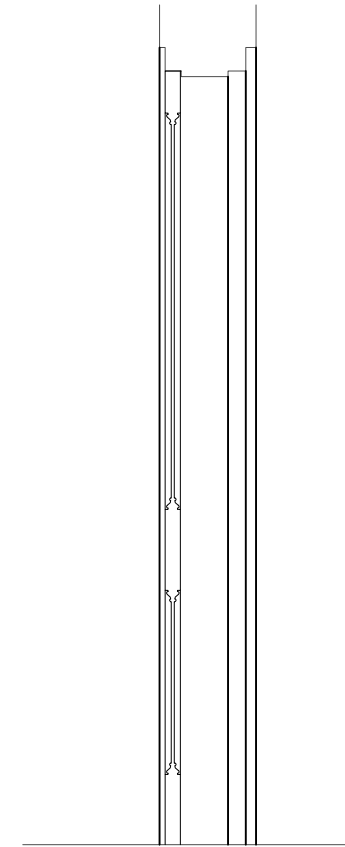
All mecanismo and thier preper functionary are to be ensured by GC.



Elevation - Side A



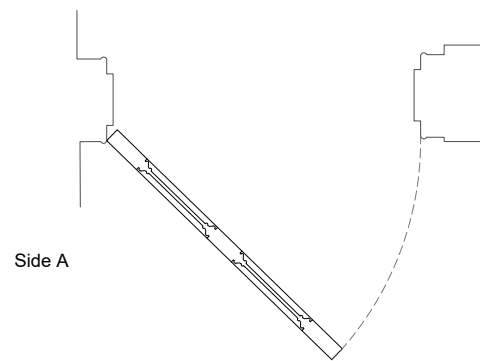
Elevation - Side B



Side A

Side B

Side B



Side A

Project
10 BELGRAVE SQUARE
LONDON UK

2021-7-8

DOOR SCHEDULE

Print
on A1

SCALE: 1 / 10

D2F-10A



Invisible hinges

DRAWINGS GIVEN AS DESIGN INTENT ONLY, THEY CAN NOT BE CONSIDERED AS CONSTRUCTION DRAWINGS

DIMENSIONS IN THIS DRAWING ARE NOTIONAL ONLY. ALL DIMENSIONS TO BE CHECKED ON SITE. FULL SITE DIMENSIONS TO BE TAKEN BY MANUFACTURER PRIOR TO PRODUCTION OF SHOP DRAWINGS. ALL SITE DIMENSIONS TO BE VERIFIED BY CONTRACTOR. FULL JOINERY SHOP DRAWINGS TO BE PROVIDED BY MANUFACTURER FOR C.A APPROVAL. ALL SANITARY ACCESSORIES TO BE SET OUT ON SITE. ALL STONE JUNCTION CORNERS ASSUME MITERED. CONTRACTOR TO SUBMIT SHOP DRAWINGS OF STONE/ TILES CUTS FOR APPROVAL. ALL EXPOSED STONE EDGES TO BE POLISHED. FOR FITTING AN FIXTURES REFER TO SANITARYWARE SCHEDULE/NBS.

REVISION 03


THESE DRAWINGS ARE FOR AESTHETIC DESIGN INFORMATION PURPOSES ONLY & DO NOT CONTAIN ANY INFORMATION FOR CONSTRUCTION, PERMITS OR COMPLIANCE TO BUILDING REGULATIONS. REFER TO DRAWINGS OF EXECUTIVE ARCHITECT OR DESIGN & BUILD CONTRACTOR FOR ALL INFORMATION.

DO NOT SCALE OFF THIS DRAWING. USE FIGURES DIMENSIONS ONLY OR CONSULT THE ARCHITECT. ARCHITECT TO BE INFORMED OF ANY VARIATIONS THAT MAY OCCUR BEFORE COMMENCEMENT OF WORK.



JEAN-LOUIS DENIOT

Architecture - Interior Design - Furnishing
39 rue de Verneuil 75007 Paris
Tel: +33 1 45 44 04 65 - contact@deniot.com



Full shop drawings to be provided by Contractors. Interior designer's approval is required before manufacture and construction for aesthetics purposes.

D2F-11A

New

Location

SECOND FLOOR

Sides

A Her Bathroom B Her Dressing

Opening type and system (TBC by supplier)

Jib door
Fixed mirror side A

Type of setting

Hidden Hinges
Um

Lockable

YES_bathroom door lock

Handle mounting height

94 cm

Type of architrave

Side A	Side B
New part of joinery	N/A

Width	Height

GENERAL COMMENTS

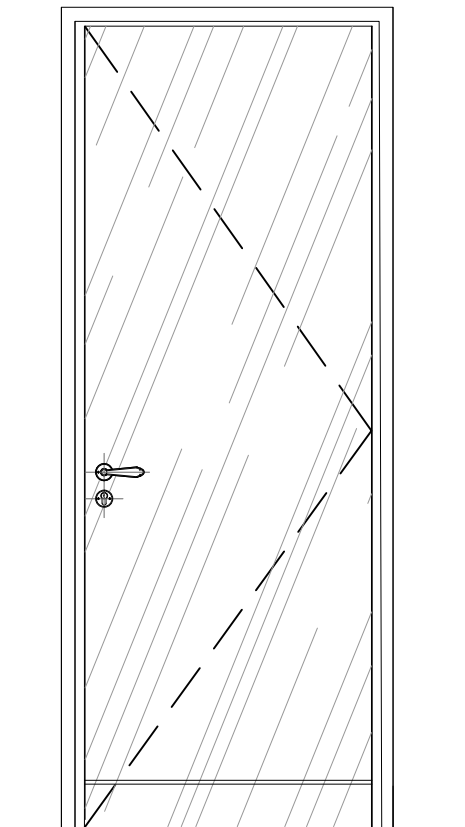
New blocks added on all architraves

For ironmongery finishes, please refer to Belg-JLD-Ironmongery room by room schedule

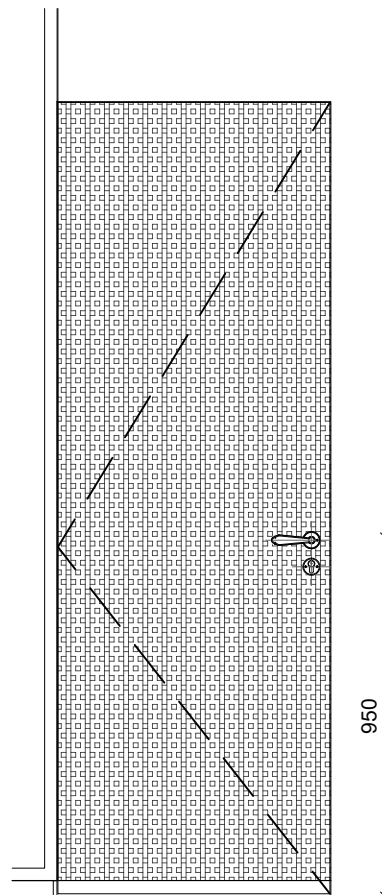
Key types security system to be confirmed by client or architect

All doors opening above carpet should be trimmed by approx 2cm (precise dimension to be confirmed before manufacture)

All mechanism and their proper functionality are to be ensured by GC.

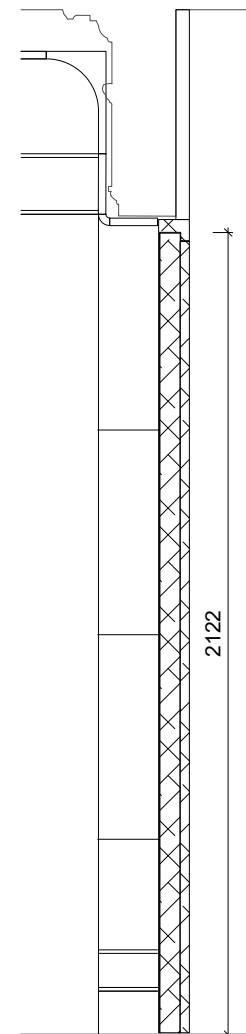


Elevation - Side A

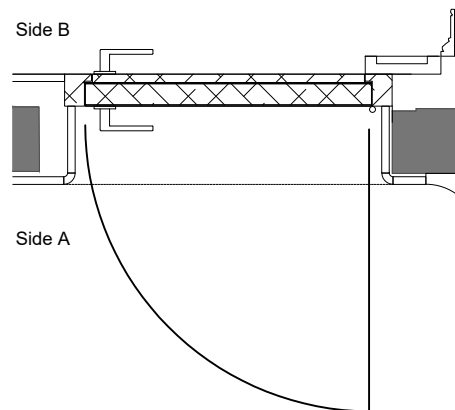


Elevation - Side B

950



Side A Side B



Side B

Side A

0 0.5m 1m 2m

Project
10 BELGRAVE SQUARE
LONDON UK

2021-7-8

DOOR SCHEDULE

Print on A1

SCALE: 1 / 10

D2F-11A



Invisible hinges

DRAWINGS GIVEN AS DESIGN INTENT ONLY, THEY CAN NOT BE CONSIDERED AS CONSTRUCTION DRAWINGS

DIMENSIONS IN THIS DRAWING ARE NOTIONAL ONLY. ALL DIMENSIONS TO BE CHECKED ON SITE. FULL SITE DIMENSIONS TO BE TAKEN BY MANUFACTURER PRIOR TO PRODUCTION OF SHOP DRAWINGS. ALL SITE DIMENSIONS TO BE VERIFIED BY CONTRACTOR. FULL JOINERY SHOP DRAWINGS TO BE PROVIDED BY MANUFACTURER FOR C.A APPROVAL. ALL SANITARY ACCESSORIES TO BE SET OUT ON SITE. ALL STONE JUNCTION CORNERS ASSUME MITERED. CONTRACTOR TO SUBMIT SHOP DRAWINGS OF STONE/TILES CUTS FOR APPROVAL. ALL EXPOSED STONE EDGES TO BE POLISHED. FOR FITTING AN FIXTURES REFER TO SANITARYWARE SCHEDULE/NBS.

REVISION 03

THESE DRAWINGS ARE FOR AESTHETIC DESIGN INFORMATION PURPOSES ONLY & DO NOT CONTAIN ANY INFORMATION FOR CONSTRUCTION, PERMITS OR COMPLIANCE TO BUILDING REGULATIONS. REFER TO DRAWINGS OF EXECUTIVE ARCHITECT OR DESIGN & BUILD CONTRACTOR FOR ALL INFORMATION.

DO NOT SCALE OFF THIS DRAWING. USE FIGURES DIMENSIONS ONLY OR CONSULT THE ARCHITECT. ARCHITECT TO BE INFORMED OF ANY VARIATIONS THAT MAY OCCUR BEFORE COMMENCEMENT OF WORK.



JEAN-LOUIS DENIOT

Architecture - Interior Design - Furnishing
39 rue de Verneuil 75007 Paris
Tel: +33 1 45 44 04 65 - contact@deniot.com

Full shop drawings to be provided by Contractors. Interior designer's approval is required before manufacture and construction for aesthetics purposes.

FD2F-12A

New - 4 panels

Location

SECOND FLOOR

Sides

A	B
Her Dressing	Corridor

Opening type and system (TBC by supplier)

Single leaf

Type of setting

Um

Lockable

YES_Key entrance

Handle mounting height

94 cm

Type of architrave

Side A	Side B
New to match existing	New to match existing

Width	Height
-------	--------

GENERAL COMMENTS

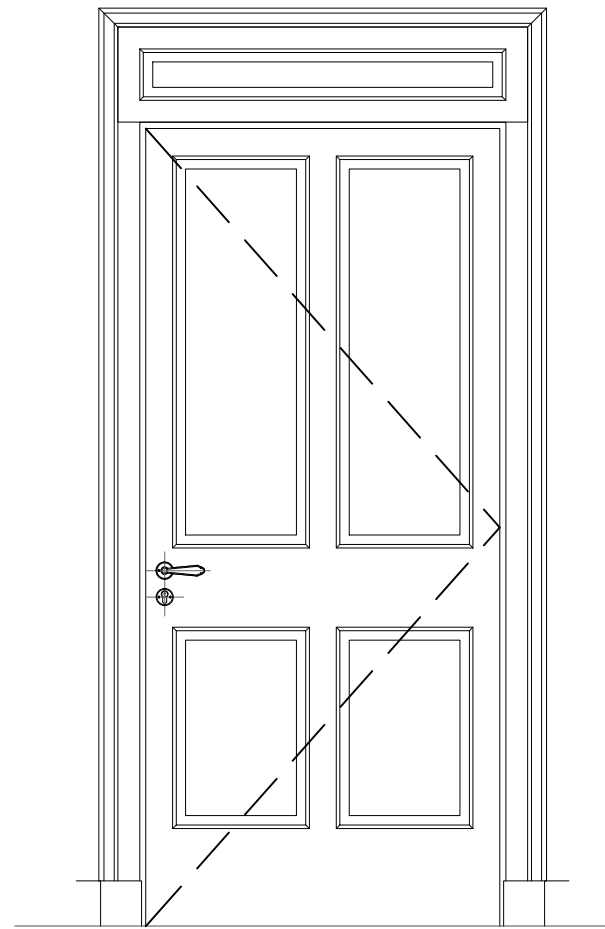
New blocks added on all architraves

For ironmongery finishes, please refer to Belg-JLD-Ironmongery room by room schedule

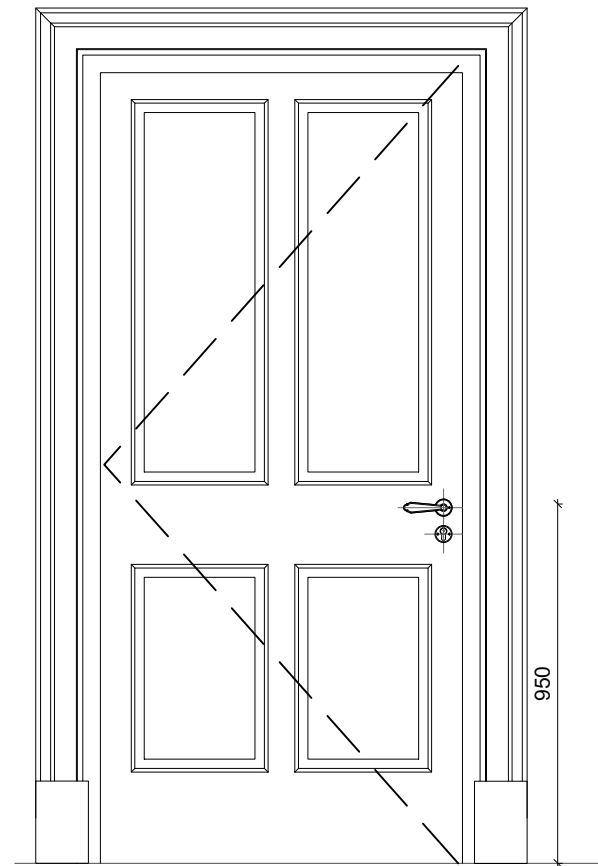
Key types security system to be confirmed by client or architect

All doors opening above carpet should be trimmed by approx 2cm (precise dimension to be confirmed before manufacture)

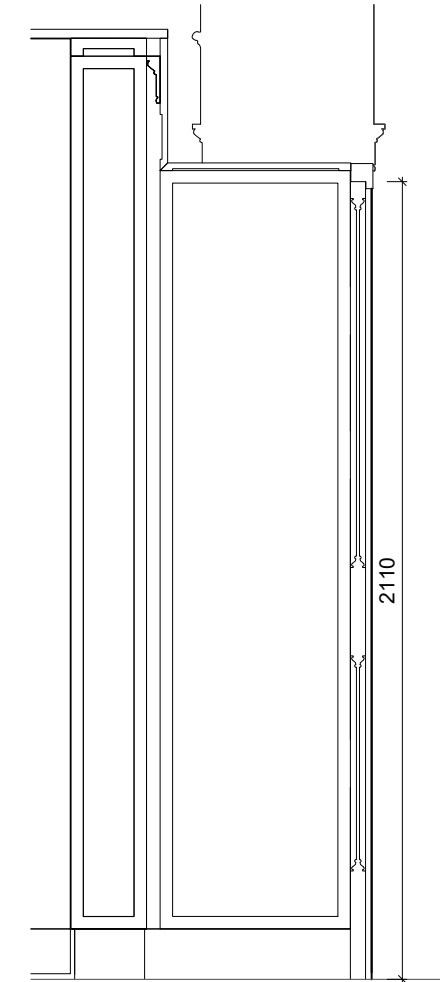
All mechanism and their proper functionality are to be ensured by GC.



Elevation - Side A

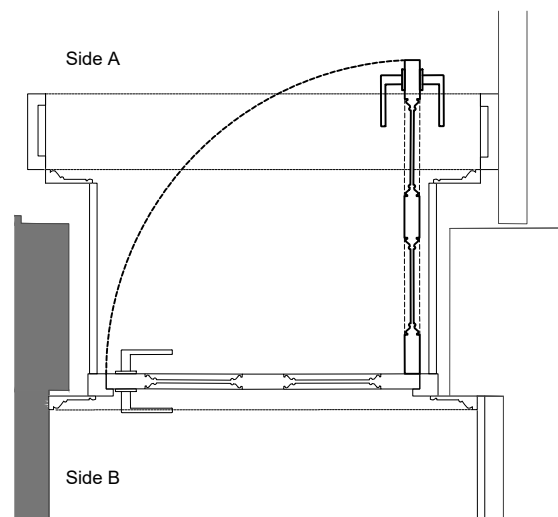


Elevation - Side B



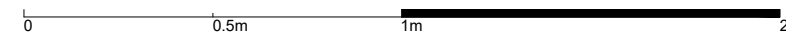
Side A

Side B



Side A

Side B



Project
10 BELGRAVE SQUARE
LONDON UK

2021-7-8

DOOR SCHEDULE

Print on A1 SCALE: 1 / 10

FD2F-12A



Invisible hinges

DRAWINGS GIVEN AS DESIGN INTENT ONLY, THEY CAN NOT BE CONSIDERED AS CONSTRUCTION DRAWINGS

DIMENSIONS IN THIS DRAWING ARE NOTIONAL ONLY. ALL DIMENSIONS TO BE CHECKED ON SITE. FULL SITE DIMENSIONS TO BE TAKEN BY MANUFACTURER PRIOR TO PRODUCTION OF SHOP DRAWINGS. ALL SITE DIMENSIONS TO BE VERIFIED BY CONTRACTOR. FULL JOINERY SHOP DRAWINGS TO BE PROVIDED BY MANUFACTURER FOR C.A APPROVAL. ALL SANITARY ACCESSORIES TO BE SET OUT ON SITE. ALL STONE JUNCTION CORNERS ASSUME MITERED. CONTRACTOR TO SUBMIT SHOP DRAWINGS OF STONE/TILES CUTS FOR APPROVAL. ALL EXPOSED STONE EDGES TO BE POLISHED. FOR FITTING AN FIXTURES REFER TO SANITARYWARE SCHEDULE/NBS.

REVISION 03

THESE DRAWINGS ARE FOR AESTHETIC DESIGN INFORMATION PURPOSES ONLY & DO NOT CONTAIN ANY INFORMATION FOR CONSTRUCTION, PERMITS OR COMPLIANCE TO BUILDING REGULATIONS. REFER TO DRAWINGS OF EXECUTIVE ARCHITECT OR DESIGN & BUILD CONTRACTOR FOR ALL INFORMATION.

DO NOT SCALE OFF THIS DRAWING. USE FIGURES DIMENSIONS ONLY OR CONSULT THE ARCHITECT. ARCHITECT TO BE INFORMED OF ANY VARIATIONS THAT MAY OCCUR BEFORE COMMENCEMENT OF WORK.



JEAN-LOUIS DENIOT

Architecture - Interior Design - Furnishing
39 rue de Verneuil 75007 Paris
Tel: +33 1 45 44 04 65 - contact@deniot.com

Full shop drawings to be provided by Contractors. Interior designer's approval is required before manufacture and construction for aesthetics purposes.

D2F-12B

New

Location

SECOND FLOOR

Sides

A Her Dressing B Full height hanging area

Opening type and system (TBC by supplier)

Jib doors

Type of setting

hidden hinges
Concealed

Lockable

NO

Handle mounting height

94 cm

Type of architrave

Side A

N/A

Side B

New part of joinery

Width

Height

GENERAL COMMENTS

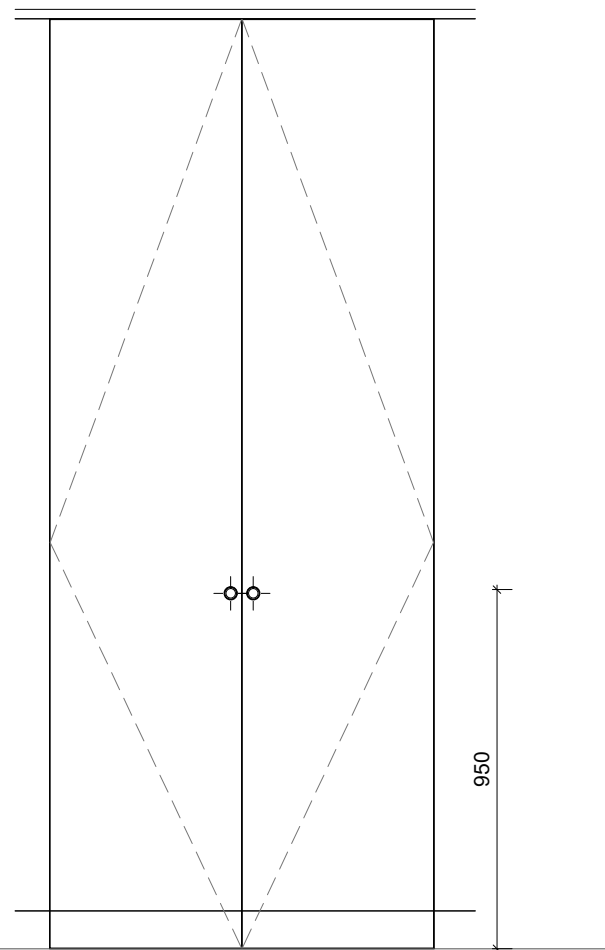
New blocks added on all architraves

For ironmongery finishes, please refer to Belg-JLD-Ironmongery room by room schedule

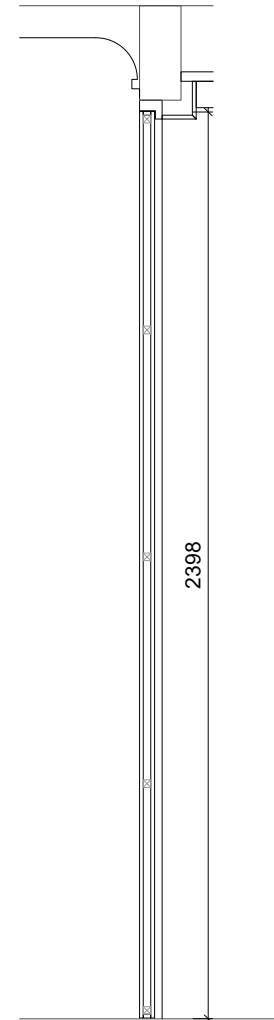
Key types security system to be confirmed by client or architect

All doors opening above carpet should be trimmed by approx 2cm (precise dimension to be confirmed before manufacture)

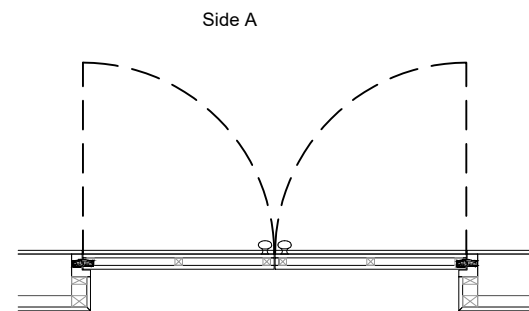
All mechanism and their proper functionality are to be ensured by GC.




Elevation - Side A



Side A



Side B



Project
10 BELGRAVE SQUARE
LONDON UK

2021-7-8

DOOR SCHEDULE

Print on A1

SCALE: 1 / 10

D2F-12B



Invisible hinges

DRAWINGS GIVEN AS DESIGN INTENT ONLY, THEY CAN NOT BE CONSIDERED AS CONSTRUCTION DRAWINGS

DIMENSIONS IN THIS DRAWING ARE NOTIONAL ONLY. ALL DIMENSIONS TO BE CHECKED ON SITE. FULL SITE DIMENSIONS TO BE TAKEN BY MANUFACTURER PRIOR TO PRODUCTION OF SHOP DRAWINGS. ALL SITE DIMENSIONS TO BE VERIFIED BY CONTRACTOR. FULL JOINERY SHOP DRAWINGS TO BE PROVIDED BY MANUFACTURER FOR C.A APPROVAL. ALL SANITARY ACCESSORIES TO BE SET OUT ON SITE. ALL STONE JUNCTION CORNERS ASSUME MITERED. CONTRACTOR TO SUBMIT SHOP DRAWINGS OF STONE/TILES CUTS FOR APPROVAL. ALL EXPOSED STONE EDGES TO BE POLISHED. FOR FITTING AN FIXTURES REFER TO SANITARYWARE SCHEDULE/NBS.

REVISION 03

THESE DRAWINGS ARE FOR AESTHETIC DESIGN INFORMATION PURPOSES ONLY & DO NOT CONTAIN ANY INFORMATION FOR CONSTRUCTION, PERMITS OR COMPLIANCE TO BUILDING REGULATIONS. REFER TO DRAWINGS OF EXECUTIVE ARCHITECT OR DESIGN & BUILD CONTRACTOR FOR ALL INFORMATION.

DO NOT SCALE OFF THIS DRAWING. USE FIGURES DIMENSIONS ONLY OR CONSULT THE ARCHITECT. ARCHITECT TO BE INFORMED OF ANY VARIATIONS THAT MAY OCCUR BEFORE COMMENCEMENT OF WORK.



JEAN-LOUIS DENIOT

Architecture - Interior Design - Furnishing
39 rue de Verneuil 75007 Paris
Tel: +33 1 45 44 04 65 - contact@deniot.com

Full shop drawings to be provided by Contractors. Interior designer's approval is required before manufacture and construction for aesthetics purposes.

FD3F-01A

New- 4 panels

Location

THIRD FLOOR

Sides

A	B
Main Hall Bridge	Bedroom Lobby

Opening type and system (TBC by supplier)

Double doors
Flush bolt
Half handle set

Type of setting

Urn

Lockable

YES_key entrance

Handle mounting height

95 cm

Type of architrave

Side A	Side B
Existing	Existing

Width	Height

GENERAL COMMENTS

New blocks added on all architraves

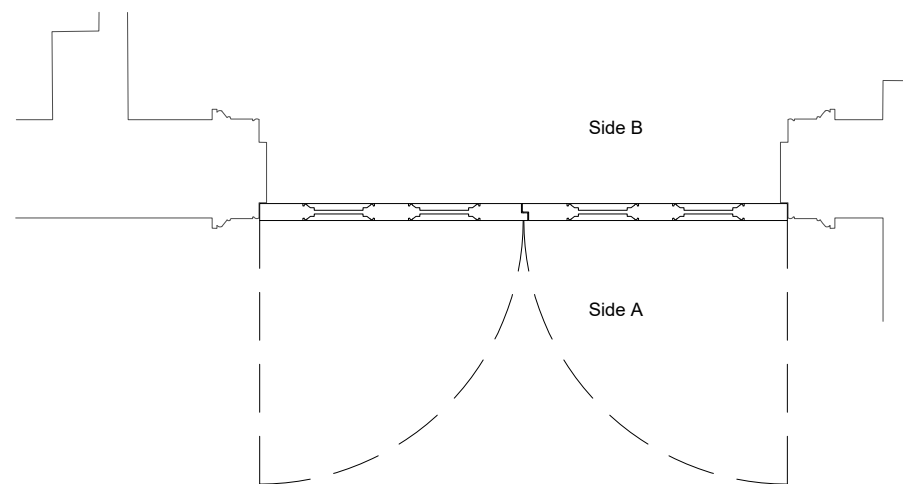
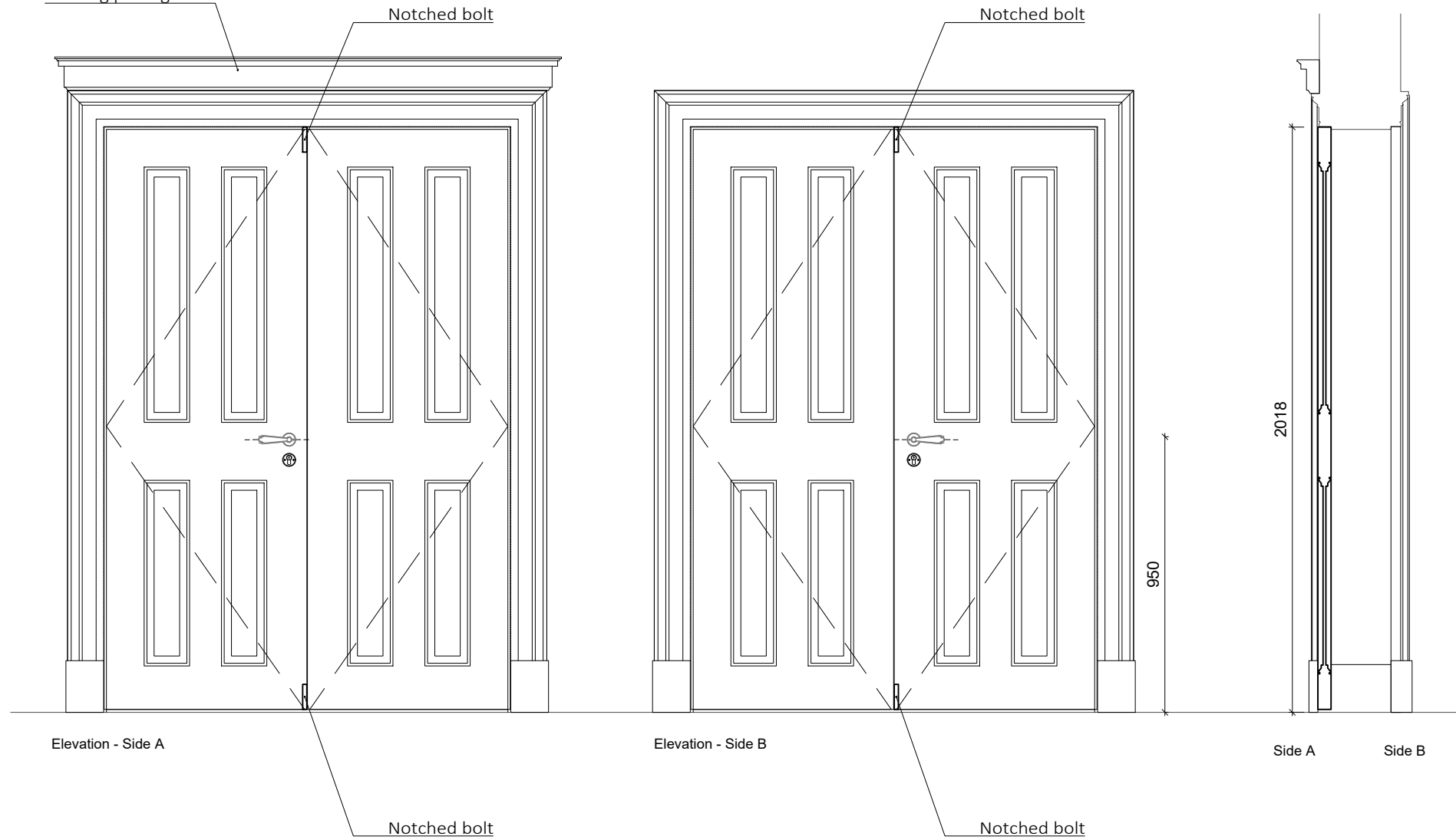
For ironmongery finishes, please refer to Belg-JLD-Ironmongery room by room schedule

Key types security system to be confirmed by client or architect

All doors opening above carpet should be trimmed by approx 2cm (precise dimension to be confirmed before manufacture)

All mechanism and their proper functionality are to be ensured by GC.

New added entablure please refer to JLD drawing package



Project
10 BELGRAVE SQUARE
LONDON UK

2021-7-8

DOOR SCHEDULE

Print on A1

SCALE: 1 / 10

FD3F-01A



NOTCHED BOLT

DRAWINGS GIVEN AS DESIGN INTENT ONLY, THEY CAN NOT BE CONSIDERED AS CONSTRUCTION DRAWINGS

DIMENSIONS IN THIS DRAWING ARE NOTIONAL ONLY. ALL DIMENSIONS TO BE CHECKED ON SITE. FULL SITE DIMENSIONS TO BE TAKEN BY MANUFACTURER PRIOR TO PRODUCTION OF SHOP DRAWINGS. ALL SITE DIMENSIONS TO BE VERIFIED BY CONTRACTOR. FULL JOINERY SHOP DRAWINGS TO BE PROVIDED BY MANUFACTURER FOR C.A APPROVAL. ALL SANITARY ACCESSORIES TO BE SET OUT ON SITE. ALL STONE JUNCTION CORNERS ASSUME MITERED. CONTRACTOR TO SUBMIT SHOP DRAWINGS OF STONE/ TILES CUTS FOR APPROVAL. ALL EXPOSED STONE EDGES TO BE POLISHED. FOR FITTING AN FIXTURES REFER TO SANITARYWARE SCHEDULE/NBS.

REVISION 03

THESE DRAWINGS ARE FOR AESTHETIC DESIGN INFORMATION PURPOSES ONLY & DO NOT CONTAIN ANY INFORMATION FOR CONSTRUCTION, PERMITS OR COMPLIANCE TO BUILDING REGULATIONS. REFER TO DRAWINGS OF EXECUTIVE ARCHITECT OR DESIGN & BUILD CONTRACTOR FOR ALL INFORMATION.

DO NOT SCALE OFF THIS DRAWING. USE FIGURES DIMENSIONS ONLY OR CONSULT THE ARCHITECT. ARCHITECT TO BE INFORMED OF ANY VARIATIONS THAT MAY OCCUR BEFORE COMMENCEMENT OF WORK.



JEAN-LOUIS DENIOT

Architecture - Interior Design - Furnishing
39 rue de Verneuil 75007 Paris
Tel: +33 1 45 44 04 65 - contact@deniot.com

Full shop drawings to be provided by Contractors. Interior designer's approval is required before manufacture and construction for aesthetics purposes.

FD3F-02B

New- 4 panels

Location

THIRD FLOOR

Sides

A Bedroom Lobby B Esha's Bedroom

Opening type and system (TBC by supplier)

Door opening direction updated

Type of setting

Orb

Lockable

YES/Key entrance

Handle mounting height

94 cm

Type of architrave

Side A

Side B

New to match existing

New to match existing

Width

Height

GENERAL COMMENTS

New blocks added on all architraves

For ironmongery finishes, please refer to Belg-JLD-Ironmongery room by room schedule

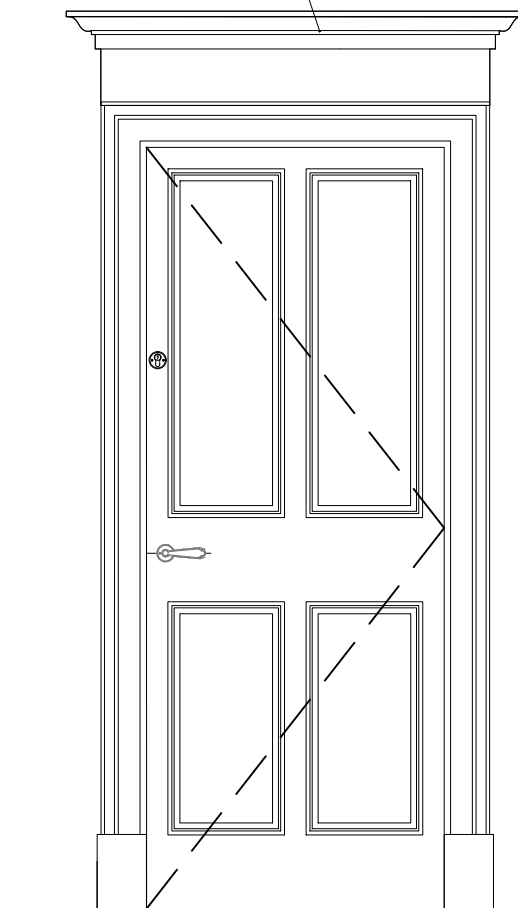
Key types security system to be confirmed by client or architect

All doors opening above carpet should be trimmed by approx 2cm (precise dimension to be confirmed before manufacture)

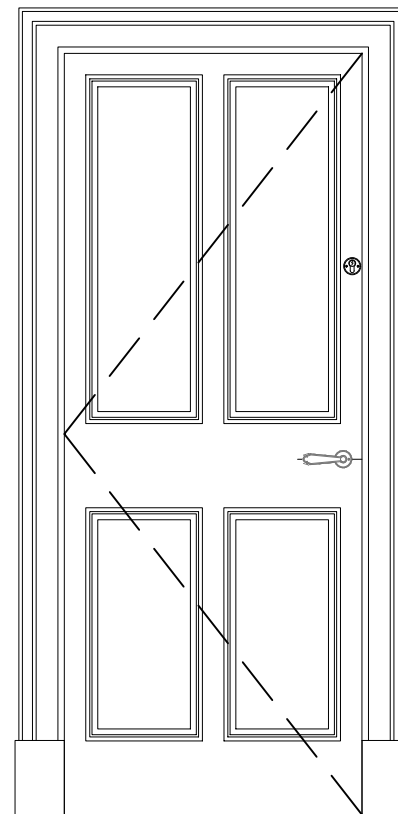
All mechanism and their proper functionality are to be ensured by GC.

New added entablure please refer to JLD drawing package

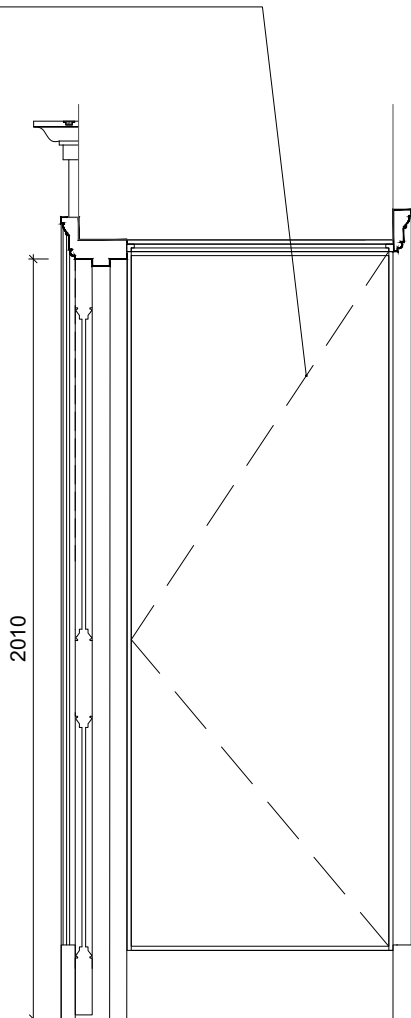
Hidden hatch -push and pull opening systeme



Elevation - Side A


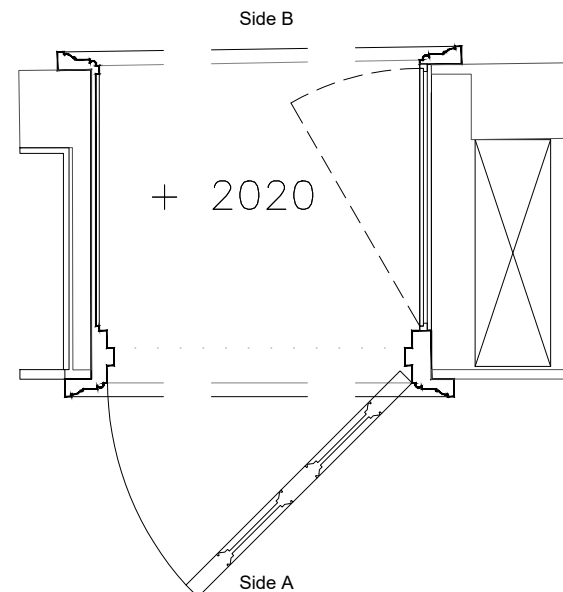


Elevation - Side B



Side A

Side B



Project
10 BELGRAVE SQUARE
LONDON UK

2021-7-8

DOOR SCHEDULE

Print on A1

SCALE: 1 / 10

D3F-02B



Invisible hinges

DRAWINGS GIVEN AS DESIGN INTENT ONLY, THEY CAN NOT BE CONSIDERED AS CONSTRUCTION DRAWINGS

DIMENSIONS IN THIS DRAWING ARE NOTIONAL ONLY. ALL DIMENSIONS TO BE CHECKED ON SITE. FULL SITE DIMENSIONS TO BE TAKEN BY MANUFACTURER PRIOR TO PRODUCTION OF SHOP DRAWINGS. ALL SITE DIMENSIONS TO BE VERIFIED BY CONTRACTOR. FULL JOINERY SHOP DRAWINGS TO BE PROVIDED BY MANUFACTURER FOR C.A APPROVAL. ALL SANITARY ACCESSORIES TO BE SET OUT ON SITE. ALL STONE JUNCTION CORNERS ASSUME MITERED. CONTRACTOR TO SUBMIT SHOP DRAWINGS OF STONE/ TILES CUTS FOR APPROVAL. ALL EXPOSED STONE EDGES TO BE POLISHED. FOR FITTING AN FIXTURES REFER TO SANITARYWARE SCHEDULE/NBS.

REVISION 03

THESE DRAWINGS ARE FOR AESTHETIC DESIGN INFORMATION PURPOSES ONLY & DO NOT CONTAIN ANY INFORMATION FOR CONSTRUCTION, PERMITS OR COMPLIANCE TO BUILDING REGULATIONS. REFER TO DRAWINGS OF EXECUTIVE ARCHITECT OR DESIGN & BUILD CONTRACTOR FOR ALL INFORMATION.

DO NOT SCALE OFF THIS DRAWING. USE FIGURES DIMENSIONS ONLY OR CONSULT THE ARCHITECT. ARCHITECT TO BE INFORMED OF ANY VARIATIONS THAT MAY OCCUR BEFORE COMMENCEMENT OF WORK.



JEAN-LOUIS DENIOT

Architecture - Interior Design - Furnishing
39 rue de Verneuil 75007 Paris
Tel: +33 1 45 44 04 65 - contact@deniot.com

Full shop drawings to be provided by Contractors. Interior designer's approval is required before manufacture and construction for aesthetics purposes.

D3F-03A

Existing

Location

THIRD FLOOR

Sides

A B
Rania's Bedroom 1 Bedroom Lobby

Opening type and system (TBC by supplier)

Single leaf

Type of setting

Orb

Lockable

YES_Key entrance

Handle mounting height

94 cm

Type of architrave

Side A

Side B

New to match existing

New to match existing

Width

Height

GENERAL COMMENTS

New blocks added on all architraves

For ironmongery finishes, please refer to Belg-JLD-Ironmongery room by room schedule

Key types security system to be confirmed by client or architect

All doors opening above carpet should be trimmed by approx 2cm (precise dimension to be confirmed before manufacture)

All mechanism and their proper functionality are to be ensured by GC.

Project
10 BELGRAVE SQUARE
LONDON UK

2021-7-8

DOOR SCHEDULE

Print on A1

SCALE: 1 / 10

D3F-03A



Invisible hinges

DRAWINGS GIVEN AS DESIGN INTENT ONLY, THEY CAN NOT BE CONSIDERED AS CONSTRUCTION DRAWINGS

DIMENSIONS IN THIS DRAWING ARE NOTIONAL ONLY. ALL DIMENSIONS TO BE CHECKED ON SITE. FULL SITE DIMENSIONS TO BE TAKEN BY MANUFACTURER PRIOR TO PRODUCTION OF SHOP DRAWINGS. ALL SITE DIMENSIONS TO BE VERIFIED BY CONTRACTOR. FULL JOINERY SHOP DRAWINGS TO BE PROVIDED BY MANUFACTURER FOR C.A APPROVAL. ALL SANITARY ACCESSORIES TO BE SET OUT ON SITE. ALL STONE JUNCTION CORNERS ASSUME MITERED. CONTRACTOR TO SUBMIT SHOP DRAWINGS OF STONE/ TILES CUTS FOR APPROVAL. ALL EXPOSED STONE EDGES TO BE POLISHED. FOR FITTING AN FIXTURES REFER TO SANITARYWARE SCHEDULE/NBS.

REVISION 03

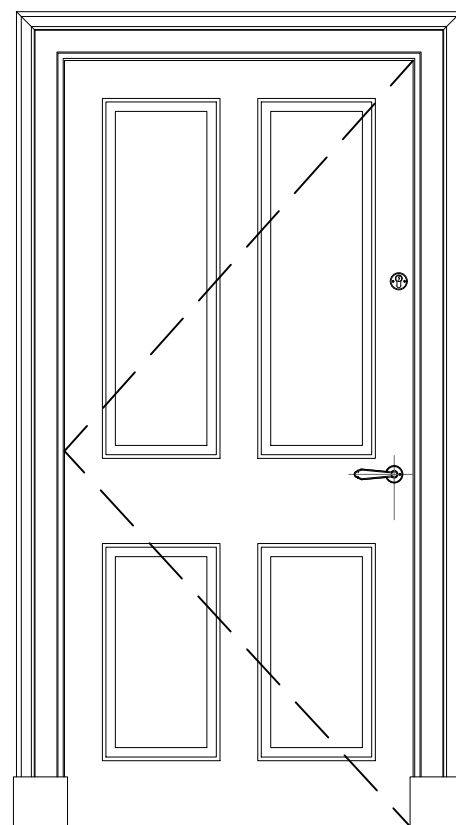
THESE DRAWINGS ARE FOR AESTHETIC DESIGN INFORMATION PURPOSES ONLY & DO NOT CONTAIN ANY INFORMATION FOR CONSTRUCTION, PERMITS OR COMPLIANCE TO BUILDING REGULATIONS. REFER TO DRAWINGS OF EXECUTIVE ARCHITECT OR DESIGN & BUILD CONTRACTOR FOR ALL INFORMATION.

DO NOT SCALE OFF THIS DRAWING. USE FIGURES DIMENSIONS ONLY OR CONSULT THE ARCHITECT. ARCHITECT TO BE INFORMED OF ANY VARIATIONS THAT MAY OCCUR BEFORE COMMENCEMENT OF WORK.

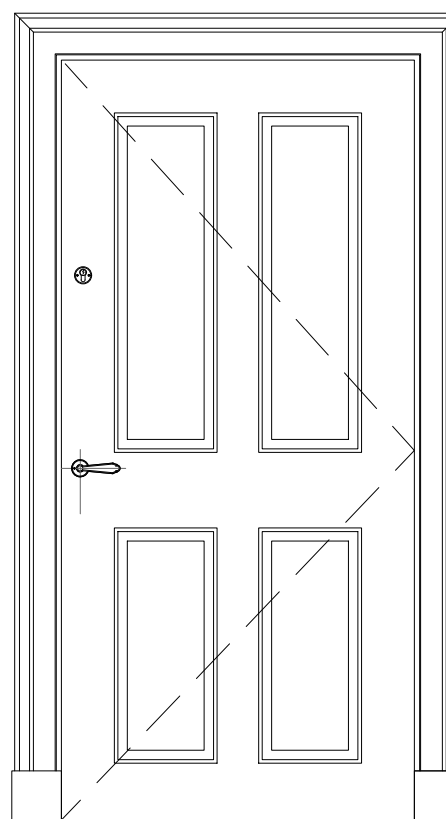


JEAN-LOUIS DENIOT

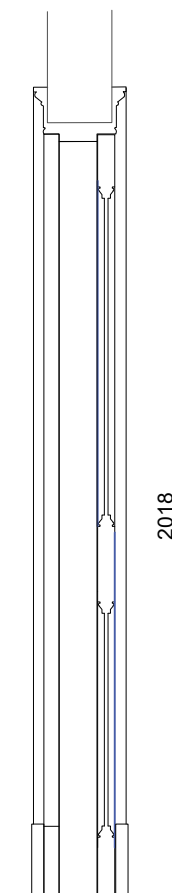
Architecture - Interior Design - Furnishing
39 rue de Verneuil 75007 Paris
Tel: +33 1 45 44 04 65 - contact@deniot.com



Elevation - Side A

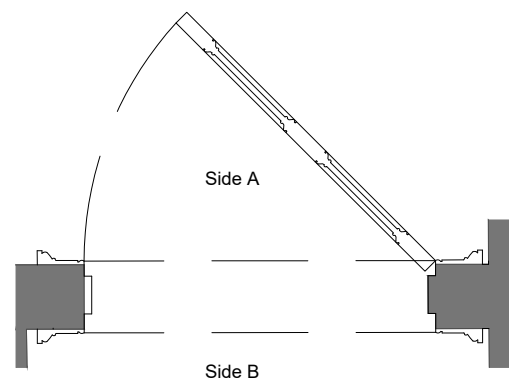


Elevation - Side B



Side B

Side A



Full shop drawings to be provided by Contractors. Interior designer's approval is required before manufacture and construction for aesthetics purposes.

D3F-04A

New - 4 panels

Location

THIRD FLOOR

Sides

A Rania's Ensuite 1 B Rania's Bedroom 1

Opening type and system (TBC by supplier)

Lock location on door
Upper level

Type of setting

Orb

Lockable

YES_bathroom Door lock
(high level location)

Handle mounting height

94 cm

Type of architrave

Side A

Side B

New
to match existing

New
to match existing

Width

Height

GENERAL COMMENTS

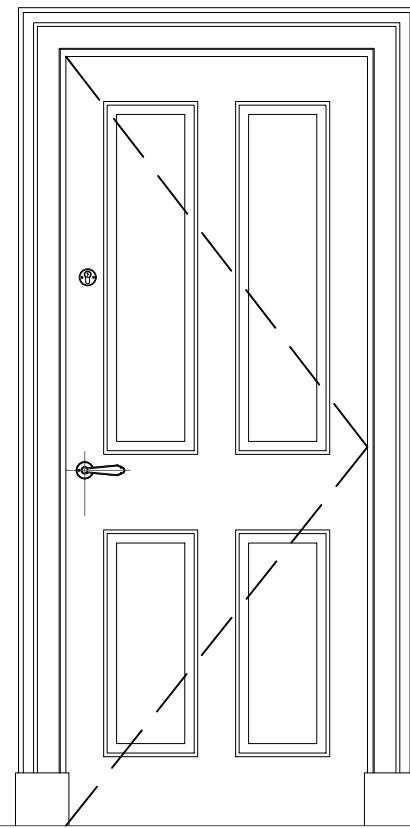
New blocks added on all architraves

For ironmongery finishes, please refer to Belg-JLD-Ironmongery room by room schedule

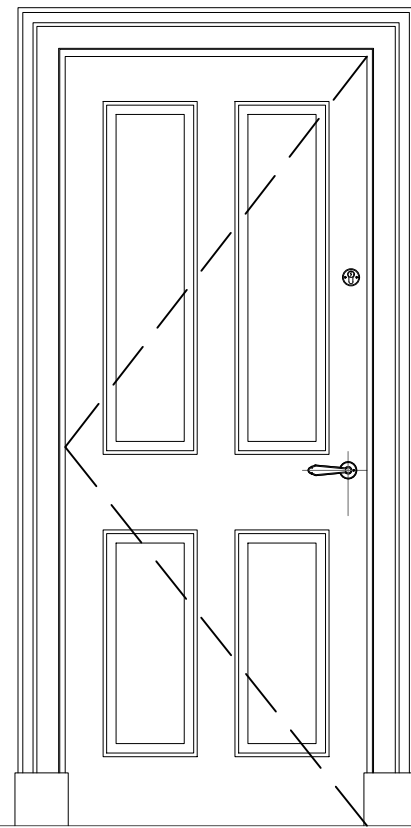
Key types security system to be confirmed by client or architect

All doors opening above carpet should be trimmed by approx 2cm (precise dimension to be confirmed before manufacture)

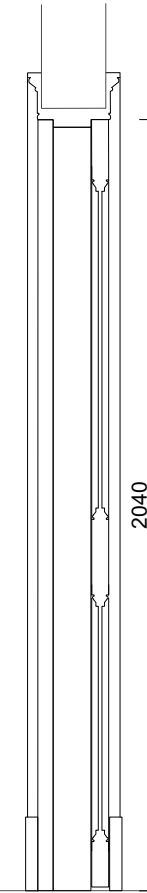
All mechanism and their proper functionality are to be ensured by GC.



Elevation - Side A



Elevation - Side B

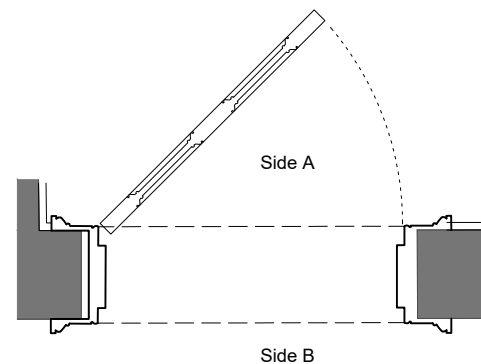


Side B

Side A

950

2040



Side A

Side B

0 0.5m 1m 2m

Project
10 BELGRAVE SQUARE
LONDON UK

2021-7-8

DOOR SCHEDULE

Print
on A1

SCALE: 1 / 10

D3F-04A



Invisible hinges

DRAWINGS GIVEN AS DESIGN INTENT ONLY, THEY CAN NOT BE CONSIDERED AS CONSTRUCTION DRAWINGS

DIMENSIONS IN THIS DRAWING ARE NOTIONAL ONLY. ALL DIMENSIONS TO BE CHECKED ON SITE. FULL SITE DIMENSIONS TO BE TAKEN BY MANUFACTURER PRIOR TO PRODUCTION OF SHOP DRAWINGS. ALL SITE DIMENSIONS TO BE VERIFIED BY CONTRACTOR. FULL JOINERY SHOP DRAWINGS TO BE PROVIDED BY MANUFACTURER FOR C.A APPROVAL. ALL SANITARY ACCESSORIES TO BE SET OUT ON SITE. ALL STONE JUNCTION CORNERS ASSUME MITERED. CONTRACTOR TO SUBMIT SHOP DRAWINGS OF STONE/ TILES CUTS FOR APPROVAL. ALL EXPOSED STONE EDGES TO BE POLISHED. FOR FITTING AN FIXTURES REFER TO SANITARYWARE SCHEDULE/NBS.

REVISION 03

THESE DRAWINGS ARE FOR AESTHETIC DESIGN INFORMATION PURPOSES ONLY & DO NOT CONTAIN ANY INFORMATION FOR CONSTRUCTION, PERMITS OR COMPLIANCE TO BUILDING REGULATIONS. REFER TO DRAWINGS OF EXECUTIVE ARCHITECT OR DESIGN & BUILD CONTRACTOR FOR ALL INFORMATION.

DO NOT SCALE OFF THIS DRAWING. USE FIGURES DIMENSIONS ONLY OR CONSULT THE ARCHITECT. ARCHITECT TO BE INFORMED OF ANY VARIATIONS THAT MAY OCCUR BEFORE COMMENCEMENT OF WORK.



JEAN-LOUIS DENIOT

Architecture - Interior Design - Furnishing
39 rue de Verneuil 75007 Paris
Tel: +33 1 45 44 04 65 - contact@deniot.com

Full shop drawings to be provided by Contractors. Interior designer's approval is required before manufacture and construction for aesthetics purposes.

D3F-05A

New - 4 panels

Location

THIRD FLOOR

Sides

A	B
Bedroom 3	Bedroom Lobby

Opening type and system (TBC by supplier)

Single leaf

Type of setting

Orb

Lockable

YES_Key entrance

Handle mounting height

94 cm

Type of architrave

Side A	Side B
New to match existing	New to match existing

Width	Height
-------	--------

Project
10 BELGRAVE SQUARE
LONDON UK

2021-7-8

DOOR SCHEDULE

Print on A1 SCALE: 1 / 10

D3F-05A



Invisible hinges

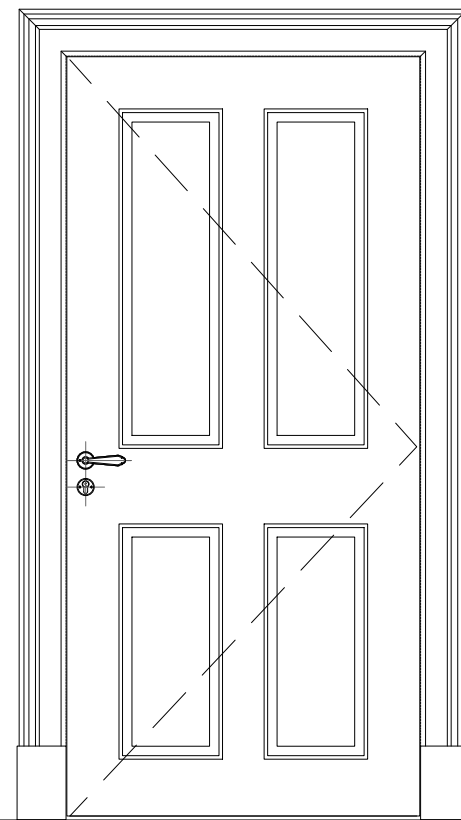
DRAWINGS GIVEN AS DESIGN INTENT ONLY, THEY CAN NOT BE CONSIDERED AS CONSTRUCTION DRAWINGS

DIMENSIONS IN THIS DRAWING ARE NOTIONAL ONLY. ALL DIMENSIONS TO BE CHECKED ON SITE. FULL SITE DIMENSIONS TO BE TAKEN BY MANUFACTURER PRIOR TO PRODUCTION OF SHOP DRAWINGS. ALL SITE DIMENSIONS TO BE VERIFIED BY CONTRACTOR. FULL JOINERY SHOP DRAWINGS TO BE PROVIDED BY MANUFACTURER FOR C.A APPROVAL. ALL SANITARY ACCESSORIES TO BE SET OUT ON SITE. ALL STONE JUNCTION CORNERS ASSUME MITERED. CONTRACTOR TO SUBMIT SHOP DRAWINGS OF STONE/ TILES CUTS FOR APPROVAL. ALL EXPOSED STONE EDGES TO BE POLISHED. FOR FITTING AN FIXTURES REFER TO SANITARYWARE SCHEDULE/NBS.

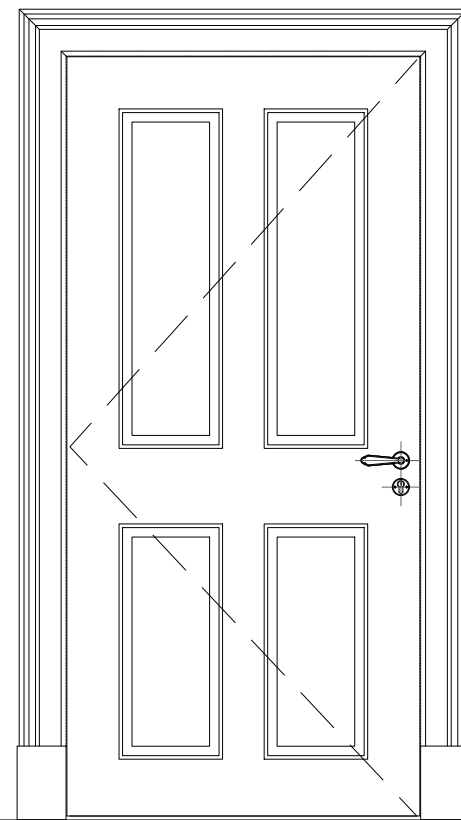
REVISION 03

THESE DRAWINGS ARE FOR AESTHETIC DESIGN INFORMATION PURPOSES ONLY & DO NOT CONTAIN ANY INFORMATION FOR CONSTRUCTION, PERMITS OR COMPLIANCE TO BUILDING REGULATIONS. REFER TO DRAWINGS OF EXECUTIVE ARCHITECT OR DESIGN & BUILD CONTRACTOR FOR ALL INFORMATION.

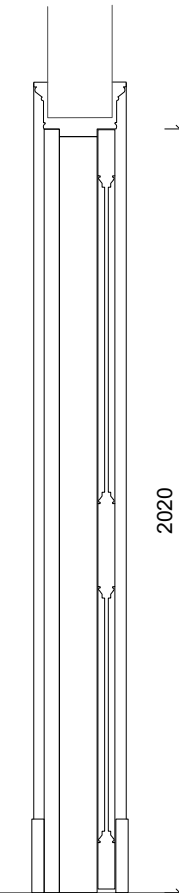
DO NOT SCALE OFF THIS DRAWING. USE FIGURES DIMENSIONS ONLY OR CONSULT THE ARCHITECT. ARCHITECT TO BE INFORMED OF ANY VARIATIONS THAT MAY OCCUR BEFORE COMMENCEMENT OF WORK.



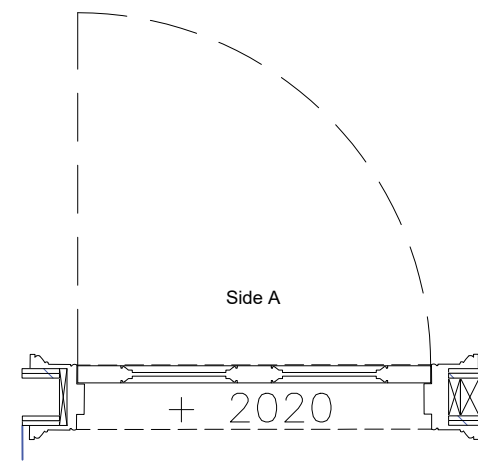
Elevation - Side A




Elevation - Side B



Side B Side A



Side B



Full shop drawings to be provided by Contractors. Interior designer's approval is required before manufacture and construction for aesthetics purposes.

GENERAL COMMENTS

New blocks added on all architraves

For ironmongery finishes, please refer to Belg-JLD-Ironmongery room by room schedule

Key types security system to be confirmed by client or architect

All doors opening above carpet should be trimmed by approx 2cm (precise dimension to be confirmed before manufacture)

All mechanism and their proper functionality are to be ensured by GC.

JEAN-LOUIS DENIOT

Architecture - Interior Design - Furnishing
39 rue de Verneuil 75007 Paris
Tel: +33 1 45 44 04 65 - contact@deniot.com

D3F-05B

New- 4 panels

Location

THIRD FLOOR

Sides

A Roman's Bedroom 2 B Roman's ensuite 2

Opening type and system (TBC by supplier)

lock location on door :
Upper level

Type of setting

orb

Lockable

YES/ Bathroom door lock
(high level location)

Handle mounting height

94 cm

Type of architrave

Side A

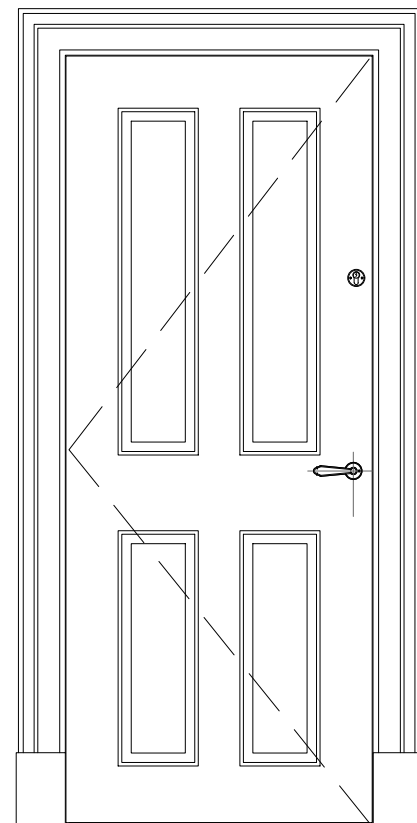
Side B

New
to match existing

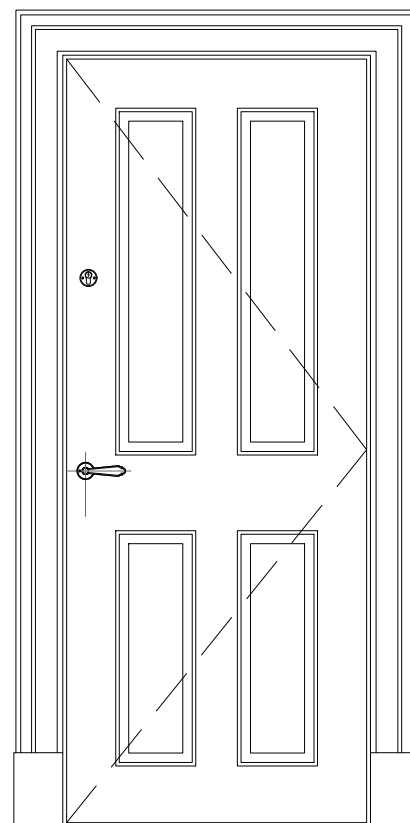
New
to match existing

Width

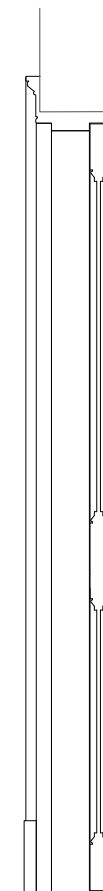
Height



Elevation - Side A

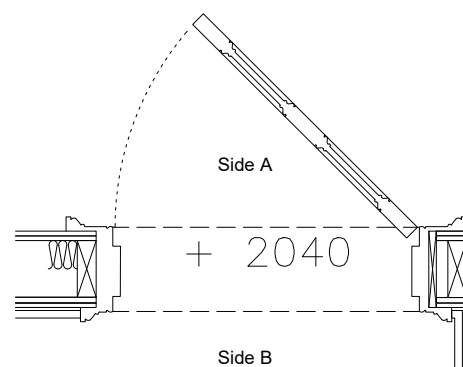


Elevation - Side B




Side B

Side A



Side A

Side B



Project
10 BELGRAVE SQUARE
LONDON UK

2021-7-8

DOOR SCHEDULE

Print
on A1

SCALE: 1 / 10

D3F-05B



Invisible hinges

DRAWINGS GIVEN AS DESIGN INTENT ONLY, THEY CAN NOT BE CONSIDERED AS CONSTRUCTION DRAWINGS

DIMENSIONS IN THIS DRAWING ARE NOTIONAL ONLY. ALL DIMENSIONS TO BE CHECKED ON SITE. FULL SITE DIMENSIONS TO BE TAKEN BY MANUFACTURER PRIOR TO PRODUCTION OF SHOP DRAWINGS. ALL SITE DIMENSIONS TO BE VERIFIED BY CONTRACTOR. FULL JOINERY SHOP DRAWINGS TO BE PROVIDED BY MANUFACTURER FOR C.A APPROVAL. ALL SANITARY ACCESSORIES TO BE SET OUT ON SITE. ALL STONE JUNCTION CORNERS ASSUME MITERED. CONTRACTOR TO SUBMIT SHOP DRAWINGS OF STONE/ TILES CUTS FOR APPROVAL. ALL EXPOSED STONE EDGES TO BE POLISHED. FOR FITTING AN FIXTURES REFER TO SANITARYWARE SCHEDULE/NBS.

REVISION 03

THESE DRAWINGS ARE FOR AESTHETIC DESIGN INFORMATION PURPOSES ONLY & DO NOT CONTAIN ANY INFORMATION FOR CONSTRUCTION, PERMITS OR COMPLIANCE TO BUILDING REGULATIONS. REFER TO DRAWINGS OF EXECUTIVE ARCHITECT OR DESIGN & BUILD CONTRACTOR FOR ALL INFORMATION.

DO NOT SCALE OFF THIS DRAWING. USE FIGURES DIMENSIONS ONLY OR CONSULT THE ARCHITECT. ARCHITECT TO BE INFORMED OF ANY VARIATIONS THAT MAY OCCUR BEFORE COMMENCEMENT OF WORK.



JEAN-LOUIS DENIOT

Architecture - Interior Design - Furnishing
39 rue de Verneuil 75007 Paris
Tel: +33 1 45 44 04 65 - contact@deniot.com

GENERAL COMMENTS

New blocks added on all architraves

For ironmongery finishes, please refer to Belg-JLD-Ironmongery room by room schedule

Key types security systeme to be confirmed by client or architect

All doors opening above carpets should be trimmed by approx 2cm (precise dimension to be confirmed before manufacture)

All mecanismo and thier preper functionary are to be ensured by GC.

Full shop drawings to be provided by Contractors. Interior designer's approval is required before manufacture and construction for aesthetics purposes.

D3F-07B

New - 4 panels

Location

THIRD FLOOR

Sides

A Esha's bedroom 2 B Esha's ensuite 3

Opening type and system (TBC by supplier)

Single leaf

Type of setting

Orb

Lockable

YES_bathroom door lock
(high level location)

Handle mounting height

94 cm

Type of architrave

Side A

Side B

New
to match existing

Part of joinery

Width

Height

GENERAL COMMENTS

New blocks added on all architraves

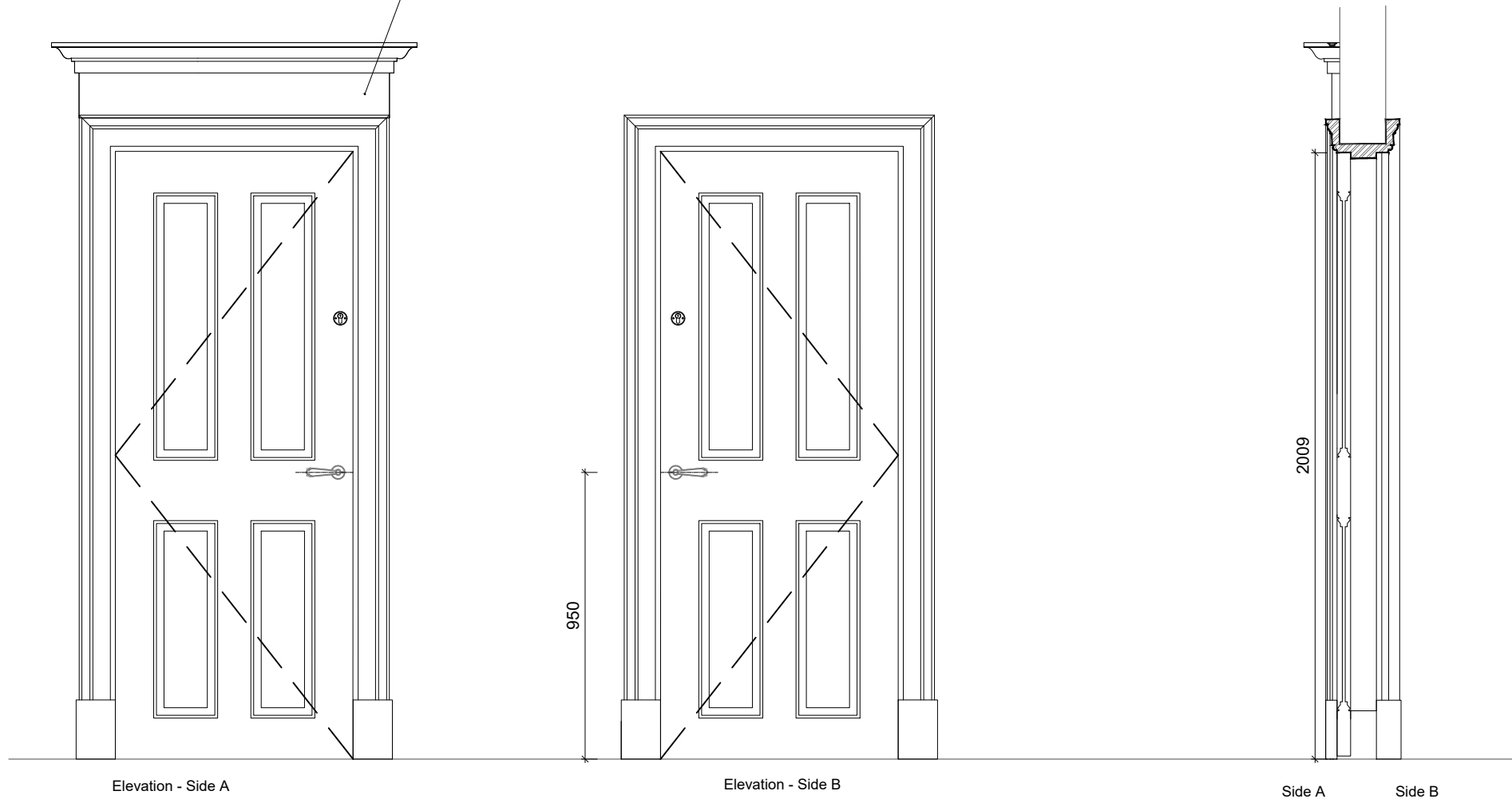
For ironmongery finishes, please refer to Belg-JLD-Ironmongery room by room schedule

Key types security system to be confirmed by client or architect

All doors opening above carpet should be trimmed by approx 2cm (precise dimension to be confirmed before manufacture)

All mechanism and their proper functionality are to be ensured by GC.

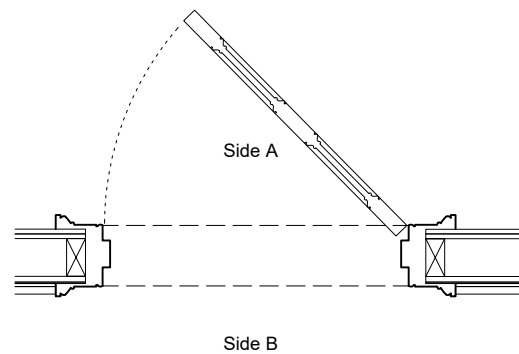
New added entablature please refer to JLD drawing package




Elevation - Side A

Elevation - Side B

Side A Side B



Side B



Project
10 BELGRAVE SQUARE
LONDON UK

2021-7-8

DOOR SCHEDULE

Print on A1

SCALE: 1 / 10

D3F-07B



Invisible hinges

DRAWINGS GIVEN AS DESIGN INTENT ONLY, THEY CAN NOT BE CONSIDERED AS CONSTRUCTION DRAWINGS

DIMENSIONS IN THIS DRAWING ARE NOTIONAL ONLY. ALL DIMENSIONS TO BE CHECKED ON SITE. FULL SITE DIMENSIONS TO BE TAKEN BY MANUFACTURER PRIOR TO PRODUCTION OF SHOP DRAWINGS. ALL SITE DIMENSIONS TO BE VERIFIED BY CONTRACTOR. FULL JOINERY SHOP DRAWINGS TO BE PROVIDED BY MANUFACTURER FOR C.A APPROVAL. ALL SANITARY ACCESSORIES TO BE SET OUT ON SITE. ALL STONE JUNCTION CORNERS ASSUME MITERED. CONTRACTOR TO SUBMIT SHOP DRAWINGS OF STONE/TILES CUTS FOR APPROVAL. ALL EXPOSED STONE EDGES TO BE POLISHED. FOR FITTING AN FIXTURES REFER TO SANITARYWARE SCHEDULE/NBS.

REVISION 03

THESE DRAWINGS ARE FOR AESTHETIC DESIGN INFORMATION PURPOSES ONLY & DO NOT CONTAIN ANY INFORMATION FOR CONSTRUCTION, PERMITS OR COMPLIANCE TO BUILDING REGULATIONS. REFER TO DRAWINGS OF EXECUTIVE ARCHITECT OR DESIGN & BUILD CONTRACTOR FOR ALL INFORMATION.

DO NOT SCALE OFF THIS DRAWING. USE FIGURES DIMENSIONS ONLY OR CONSULT THE ARCHITECT. ARCHITECT TO BE INFORMED OF ANY VARIATIONS THAT MAY OCCUR BEFORE COMMENCEMENT OF WORK.



JEAN-LOUIS DENIOT

Architecture - Interior Design - Furnishing
39 rue de Verneuil 75007 Paris
Tel: +33 1 45 44 04 65 - contact@deniot.com

Full shop drawings to be provided by Contractors. Interior designer's approval is required before manufacture and construction for aesthetics purposes.

FD3F-09A

New - 4 panels

Location

THIRD FLOOR

Sides

A	B
TV Room	Main Hall Bridge

Opening type and system (TBC by supplier)

Single leaf

Type of setting

Orb

Lockable

YES_key Entrance
(high level location)

Handle mounting height

94 cm

Type of architrave

Side A	Side B
--------	--------

New to match existing	Existing
--------------------------	----------

Width	Height
-------	--------

GENERAL COMMENTS

New blocks added on all architraves

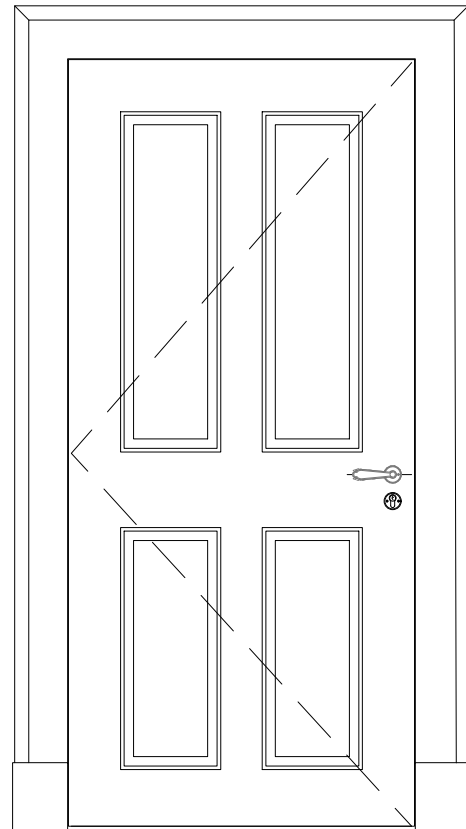
For ironmongery finishes, please refer to Belg-JLD-Ironmongery room by room schedule

Key types security system to be confirmed by client or architect

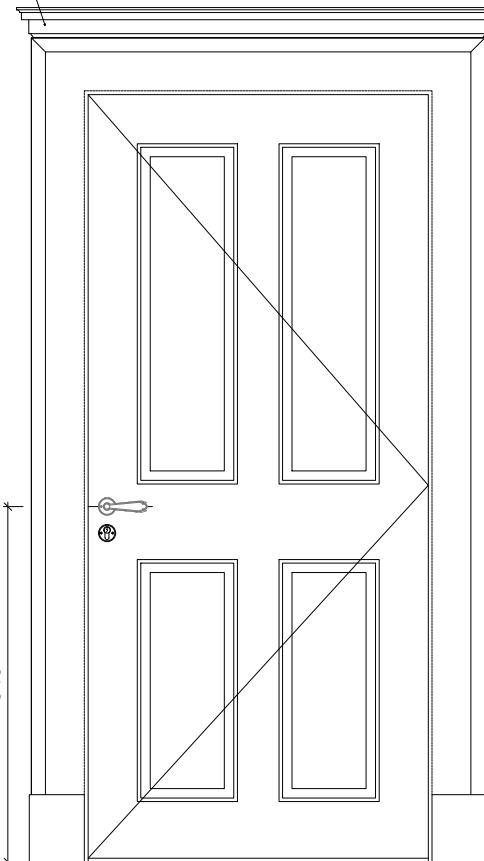
All doors opening above carpet should be trimmed by approx 2cm (precise dimension to be confirmed before manufacture)

All mechanism and their proper functionality are to be ensured by GC.

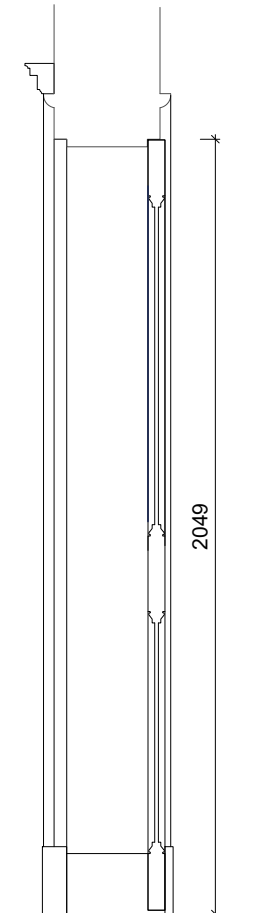
New added entablure please refer to JLD drawing package



Elevation - Side A



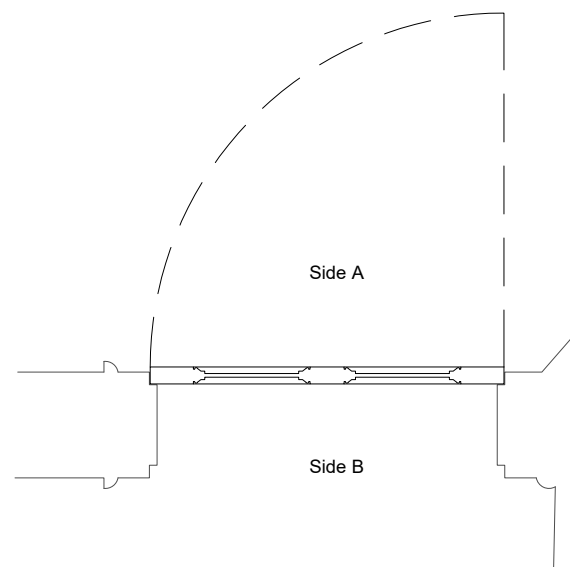
Elevation - Side B



Side B Side A

940

2049



Side A

Side B

Project
10 BELGRAVE SQUARE
LONDON UK

2021-7-8

DOOR SCHEDULE

Print on A1

SCALE: 1 / 10

FD3F-09A



Invisible hinges

DRAWINGS GIVEN AS DESIGN INTENT ONLY, THEY CAN NOT BE CONSIDERED AS CONSTRUCTION DRAWINGS

DIMENSIONS IN THIS DRAWING ARE NOTIONAL ONLY. ALL DIMENSIONS TO BE CHECKED ON SITE. FULL SITE DIMENSIONS TO BE TAKEN BY MANUFACTURER PRIOR TO PRODUCTION OF SHOP DRAWINGS. ALL SITE DIMENSIONS TO BE VERIFIED BY CONTRACTOR. FULL JOINERY SHOP DRAWINGS TO BE PROVIDED BY MANUFACTURER FOR C.A APPROVAL. ALL SANITARY ACCESSORIES TO BE SET OUT ON SITE. ALL STONE JUNCTION CORNERS ASSUME MITERED. CONTRACTOR TO SUBMIT SHOP DRAWINGS OF STONE/TILES CUTS FOR APPROVAL. ALL EXPOSED STONE EDGES TO BE POLISHED. FOR FITTING AN FIXTURES REFER TO SANITARYWARE SCHEDULE/NBS.

REVISION 03

THESE DRAWINGS ARE FOR AESTHETIC DESIGN INFORMATION PURPOSES ONLY & DO NOT CONTAIN ANY INFORMATION FOR CONSTRUCTION, PERMITS OR COMPLIANCE TO BUILDING REGULATIONS. REFER TO DRAWINGS OF EXECUTIVE ARCHITECT OR DESIGN & BUILD CONTRACTOR FOR ALL INFORMATION.

DO NOT SCALE OFF THIS DRAWING. USE FIGURES DIMENSIONS ONLY OR CONSULT THE ARCHITECT. ARCHITECT TO BE INFORMED OF ANY VARIATIONS THAT MAY OCCUR BEFORE COMMENCEMENT OF WORK.



JEAN-LOUIS DENIOT

Architecture - Interior Design - Furnishing
39 rue de Verneuil 75007 Paris
Tel: +33 1 45 44 04 65 - contact@deniot.com

0 0.5m 1m 2m

Full shop drawings to be provided by Contractors. Interior designer's approval is required before manufacture and construction for aesthetics purposes.

FD3F-09C

Existing- 4 panels

Location

THIRD FLOOR

Sides

A	B
TV Room	Back Lobby

Opening type and system (TBC by supplier)

Single leaf

Type of setting

Orb

Lockable

Yes_bathroom door lock
(high level location)

Handle mounting height

95 cm

Type of architrave

Side A	Side B
Existing	Existing

Width	Height
-------	--------

GENERAL COMMENTS

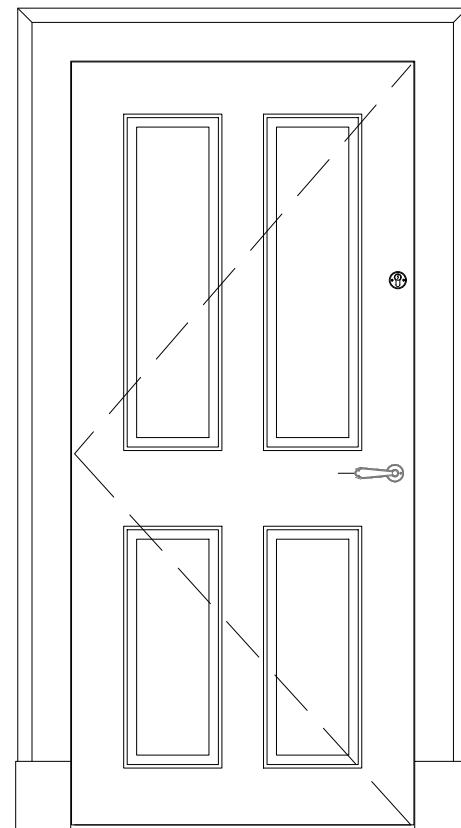
New blocks added on all architraves

For ironmongery finishes, please refer to Belg-JLD-Ironmongery room by room schedule

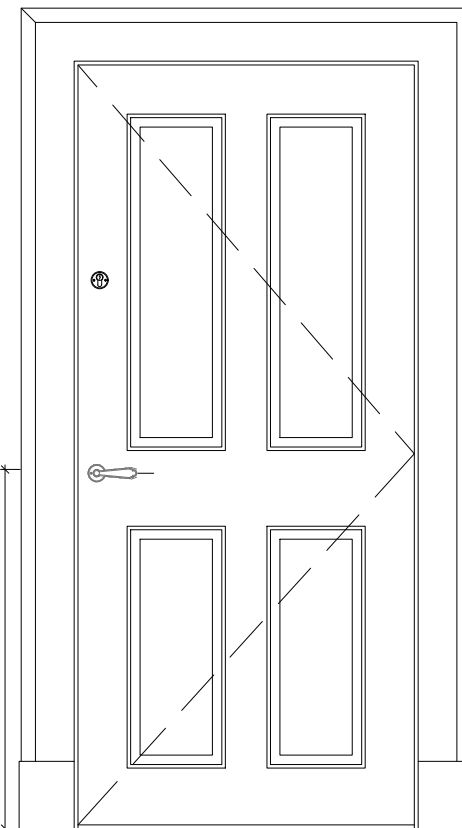
Key types security system to be confirmed by client or architect

All doors opening above carpet should be trimmed by approx 2cm (precise dimension to be confirmed before manufacture)

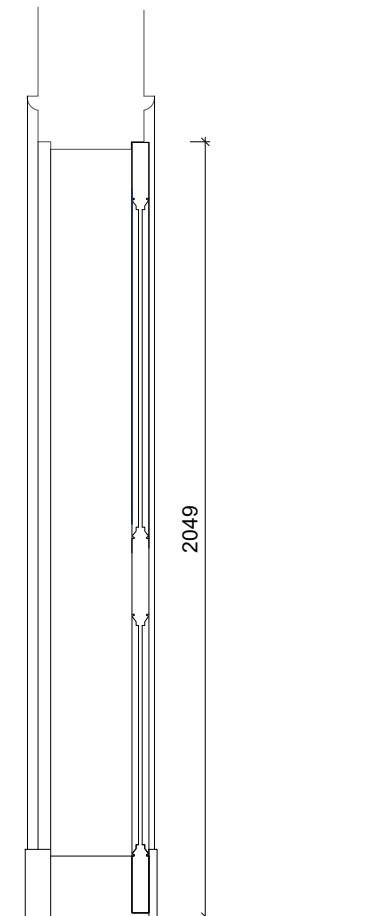
All mechanism and their proper functionality are to be ensured by GC.



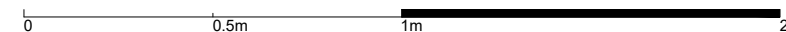
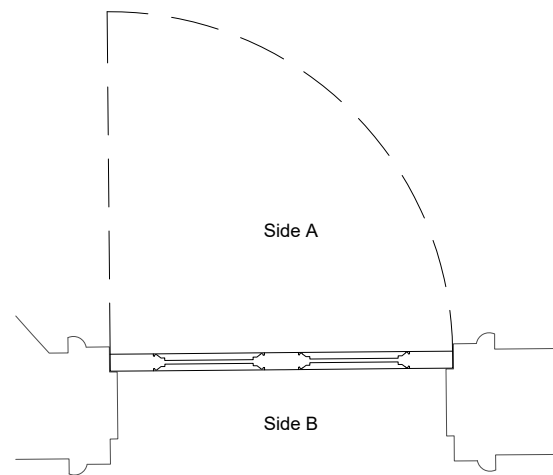
Elevation - Side A



Elevation - Side B



Side B Side A



Project
10 BELGRAVE SQUARE
LONDON UK

2021-7-8

DOOR SCHEDULE

Print on A1 SCALE: 1 / 10

FD3F-09C



Invisible hinges

DRAWINGS GIVEN AS DESIGN INTENT ONLY, THEY CAN NOT BE CONSIDERED AS CONSTRUCTION DRAWINGS

DIMENSIONS IN THIS DRAWING ARE NOTIONAL ONLY. ALL DIMENSIONS TO BE CHECKED ON SITE. FULL SITE DIMENSIONS TO BE TAKEN BY MANUFACTURER PRIOR TO PRODUCTION OF SHOP DRAWINGS. ALL SITE DIMENSIONS TO BE VERIFIED BY CONTRACTOR. FULL JOINERY SHOP DRAWINGS TO BE PROVIDED BY MANUFACTURER FOR C.A APPROVAL. ALL SANITARY ACCESSORIES TO BE SET OUT ON SITE. ALL STONE JUNCTION CORNERS ASSUME MITERED. CONTRACTOR TO SUBMIT SHOP DRAWINGS OF STONE/ TILES CUTS FOR APPROVAL. ALL EXPOSED STONE EDGES TO BE POLISHED. FOR FITTING AN FIXTURES REFER TO SANITARYWARE SCHEDULE/NBS.

REVISION 03

THESE DRAWINGS ARE FOR AESTHETIC DESIGN INFORMATION PURPOSES ONLY & DO NOT CONTAIN ANY INFORMATION FOR CONSTRUCTION, PERMITS OR COMPLIANCE TO BUILDING REGULATIONS. REFER TO DRAWINGS OF EXECUTIVE ARCHITECT OR DESIGN & BUILD CONTRACTOR FOR ALL INFORMATION.

DO NOT SCALE OFF THIS DRAWING. USE FIGURES DIMENSIONS ONLY OR CONSULT THE ARCHITECT. ARCHITECT TO BE INFORMED OF ANY VARIATIONS THAT MAY OCCUR BEFORE COMMENCEMENT OF WORK.



JEAN-LOUIS DENIOT

Architecture - Interior Design - Furnishing
39 rue de Verneuil 75007 Paris
Tel: +33 1 45 44 04 65 - contact@deniot.com

Full shop drawings to be provided by Contractors. Interior designer's approval is required before manufacture and construction for aesthetics purposes.

FD3F-10B

Existing- 4 panels

Location

THIRD FLOOR

Sides

A	B
Back Lobby	2nd Stairs

Opening type and system (TBC by supplier)

Single leaf

Type of setting

Orb

Lockable

NO

Handle mounting height

94 cm

Type of architrave

Side A

Side B

Existing

Existing

Width

Height

GENERAL COMMENTS

New blocks added on all architraves

For ironmongery finishes, please refer to Belg-JLD-Ironmongery room by room schedule

Key types security system to be confirmed by client or architect

All doors opening above carpet should be trimmed by approx 2cm (precise dimension to be confirmed before manufacture)

All mechanism and their proper functionality are to be ensured by GC.

Project
10 BELGRAVE SQUARE
LONDON UK

2021-7-8

DOOR SCHEDULE

Print on A1

SCALE: 1 / 10

FD3F-10B

DRAWINGS GIVEN AS DESIGN INTENT ONLY, THEY CAN NOT BE CONSIDERED AS CONSTRUCTION DRAWINGS

DIMENSIONS IN THIS DRAWING ARE NOTIONAL ONLY. ALL DIMENSIONS TO BE CHECKED ON SITE. FULL SITE DIMENSIONS TO BE TAKEN BY MANUFACTURER PRIOR TO PRODUCTION OF SHOP DRAWINGS. ALL SITE DIMENSIONS TO BE VERIFIED BY CONTRACTOR. FULL JOINERY SHOP DRAWINGS TO BE PROVIDED BY MANUFACTURER FOR C.A APPROVAL. ALL SANITARY ACCESSORIES TO BE SET OUT ON SITE. ALL STONE JUNCTION CORNERS ASSUME MITERED. CONTRACTOR TO SUBMIT SHOP DRAWINGS OF STONE/TILES CUTS FOR APPROVAL. ALL EXPOSED STONE EDGES TO BE POLISHED. FOR FITTING AN FIXTURES REFER TO SANITARYWARE SCHEDULE/NBS.

REVISION 03

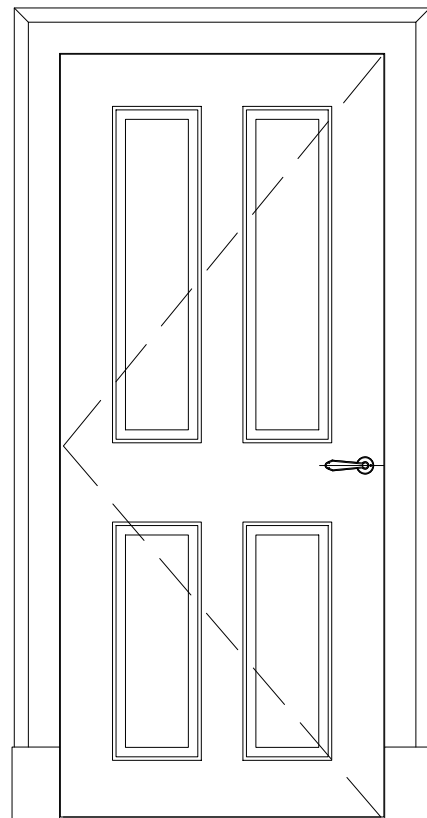
THESE DRAWINGS ARE FOR AESTHETIC DESIGN INFORMATION PURPOSES ONLY & DO NOT CONTAIN ANY INFORMATION FOR CONSTRUCTION, PERMITS OR COMPLIANCE TO BUILDING REGULATIONS. REFER TO DRAWINGS OF EXECUTIVE ARCHITECT OR DESIGN & BUILD CONTRACTOR FOR ALL INFORMATION.

DO NOT SCALE OFF THIS DRAWING. USE FIGURES DIMENSIONS ONLY OR CONSULT THE ARCHITECT. ARCHITECT TO BE INFORMED OF ANY VARIATIONS THAT MAY OCCUR BEFORE COMMENCEMENT OF WORK.

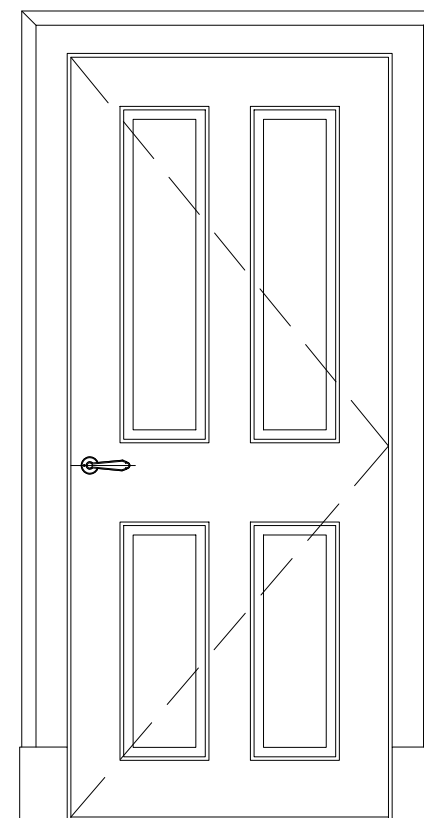


JEAN-LOUIS DENIOT

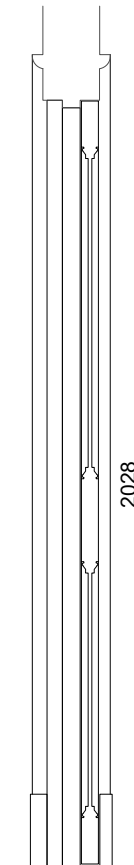
Architecture - Interior Design - Furnishing
39 rue de Verneuil 75007 Paris
Tel: +33 1 45 44 04 65 - contact@deniot.com



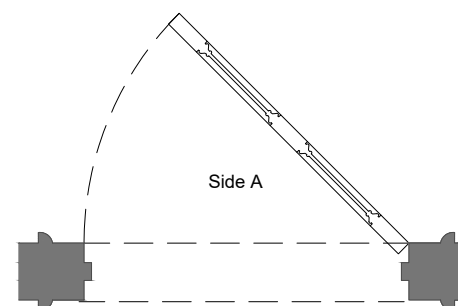
Elevation - Side A



Elevation - Side B



Side B Side A




Side A

Side B

950

2028



Full shop drawings to be provided by Contractors. Interior designer's approval is required before manufacture and construction for aesthetics purposes.

FD3F-11A

New- 4 panels

Location

THIRD FLOOR

Sides

A WC B Back Lobby

Opening type and system (TBC by supplier)

Single leaf

Type of setting

Standard

Lockable

YES_Bathroom door lock

Handle mounting height

94 cm

Type of architrave

Side A

Side B

Existing

Existing

Width

Height

GENERAL COMMENTS

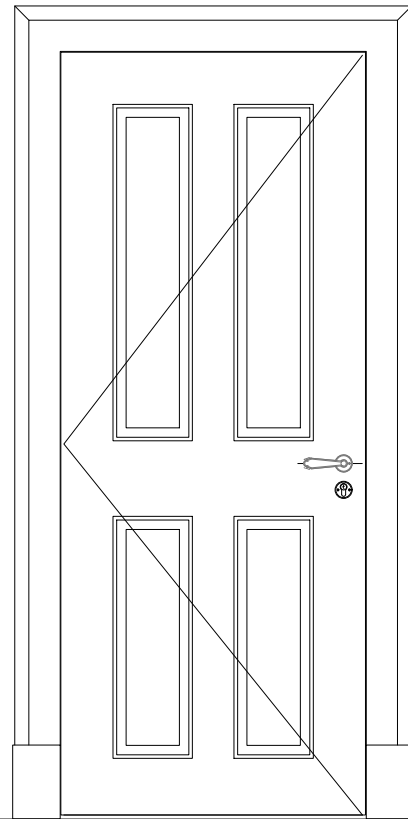
New blocks added on all architraves

For ironmongery finishes, please refer to Belg-JLD-Ironmongery room by room schedule

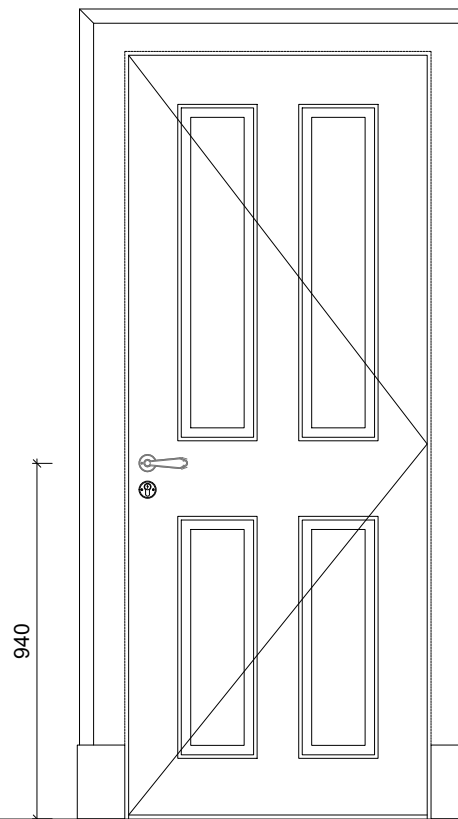
Key types security system to be confirmed by client or architect

All doors opening above carpet should be trimmed by approx 2cm (precise dimension to be confirmed before manufacture)

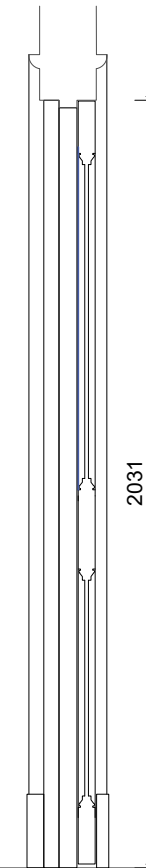
All mechanism and their proper functionality are to be ensured by GC.



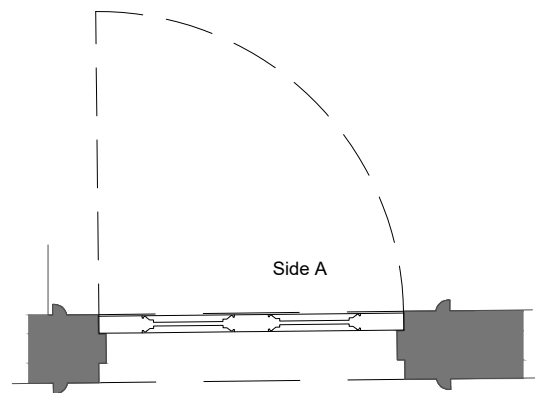
Elevation - Side A



Elevation - Side B




Side B Side A



Side A

Side B



Project
10 BELGRAVE SQUARE
LONDON UK

2021-7-8

DOOR SCHEDULE

Print on A1

SCALE: 1 / 10

FD3F-11A

DRAWINGS GIVEN AS DESIGN INTENT ONLY, THEY CAN NOT BE CONSIDERED AS CONSTRUCTION DRAWINGS

DIMENSIONS IN THIS DRAWING ARE NOTIONAL ONLY. ALL DIMENSIONS TO BE CHECKED ON SITE. FULL SITE DIMENSIONS TO BE TAKEN BY MANUFACTURER PRIOR TO PRODUCTION OF SHOP DRAWINGS. ALL SITE DIMENSIONS TO BE VERIFIED BY CONTRACTOR. FULL JOINERY SHOP DRAWINGS TO BE PROVIDED BY MANUFACTURER FOR C.A APPROVAL. ALL SANITARY ACCESSORIES TO BE SET OUT ON SITE. ALL STONE JUNCTION CORNERS ASSUME MITERED. CONTRACTOR TO SUBMIT SHOP DRAWINGS OF STONE/TILES CUTS FOR APPROVAL. ALL EXPOSED STONE EDGES TO BE POLISHED. FOR FITTING AN FIXTURES REFER TO SANITARYWARE SCHEDULE/NBS.

REVISION 03

THESE DRAWINGS ARE FOR AESTHETIC DESIGN INFORMATION PURPOSES ONLY & DO NOT CONTAIN ANY INFORMATION FOR CONSTRUCTION, PERMITS OR COMPLIANCE TO BUILDING REGULATIONS. REFER TO DRAWINGS OF EXECUTIVE ARCHITECT OR DESIGN & BUILD CONTRACTOR FOR ALL INFORMATION.

DO NOT SCALE OFF THIS DRAWING. USE FIGURES DIMENSIONS ONLY OR CONSULT THE ARCHITECT. ARCHITECT TO BE INFORMED OF ANY VARIATIONS THAT MAY OCCUR BEFORE COMMENCEMENT OF WORK.



JEAN-LOUIS DENIOT

Architecture - Interior Design - Furnishing
39 rue de Verneuil 75007 Paris
Tel: +33 1 45 44 04 65 - contact@deniot.com

Full shop drawings to be provided by Contractors. Interior designer's approval is required before manufacture and construction for aesthetics purposes.

FD3F-12A

New- 4 panels

Location

THIRD FLOOR

Sides

A Kitchenette B Back Lobby

Opening type and system (TBC by supplier)

Single leaf

Type of setting

Standard

Lockable

NO

Handle mounting height

94 cm

Type of architrave

Side A

Side B

Existing

Existing

Width

Height

GENERAL COMMENTS

New blocks added on all architraves

For ironmongery finishes, please refer to Belg-JLD-Ironmongery room by room schedule

Key types security system to be confirmed by client or architect

All doors opening above carpet should be trimmed by approx 2cm (precise dimension to be confirmed before manufacture)

All mechanism and their proper functionality are to be ensured by GC.

Project
10 BELGRAVE SQUARE
LONDON UK

2021-7-8

DOOR SCHEDULE

Print on A1

SCALE: 1 / 10

FD3F-12A

DRAWINGS GIVEN AS DESIGN INTENT ONLY, THEY CAN NOT BE CONSIDERED AS CONSTRUCTION DRAWINGS

DIMENSIONS IN THIS DRAWING ARE NOTIONAL ONLY. ALL DIMENSIONS TO BE CHECKED ON SITE. FULL SITE DIMENSIONS TO BE TAKEN BY MANUFACTURER PRIOR TO PRODUCTION OF SHOP DRAWINGS. ALL SITE DIMENSIONS TO BE VERIFIED BY CONTRACTOR. FULL JOINERY SHOP DRAWINGS TO BE PROVIDED BY MANUFACTURER FOR C.A APPROVAL. ALL SANITARY ACCESSORIES TO BE SET OUT ON SITE. ALL STONE JUNCTION CORNERS ASSUME MITERED. CONTRACTOR TO SUBMIT SHOP DRAWINGS OF STONE/ TILES CUTS FOR APPROVAL. ALL EXPOSED STONE EDGES TO BE POLISHED. FOR FITTING AN FIXTURES REFER TO SANITARYWARE SCHEDULE/NBS.

REVISION 03

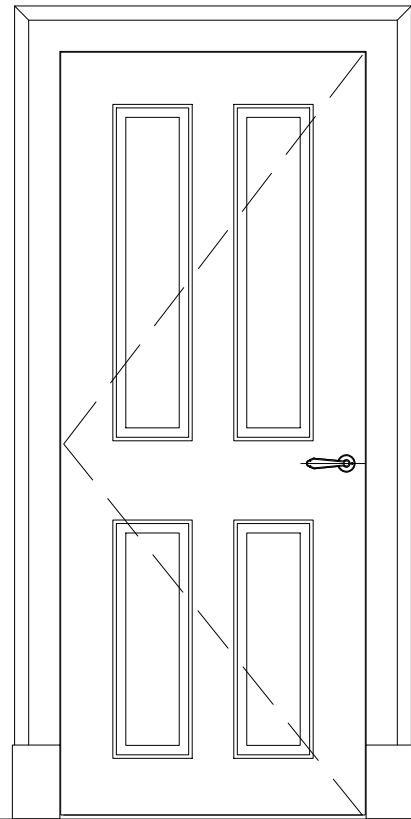
THESE DRAWINGS ARE FOR AESTHETIC DESIGN INFORMATION PURPOSES ONLY & DO NOT CONTAIN ANY INFORMATION FOR CONSTRUCTION, PERMITS OR COMPLIANCE TO BUILDING REGULATIONS. REFER TO DRAWINGS OF EXECUTIVE ARCHITECT OR DESIGN & BUILD CONTRACTOR FOR ALL INFORMATION.

DO NOT SCALE OFF THIS DRAWING. USE FIGURES DIMENSIONS ONLY OR CONSULT THE ARCHITECT. ARCHITECT TO BE INFORMED OF ANY VARIATIONS THAT MAY OCCUR BEFORE COMMENCEMENT OF WORK.

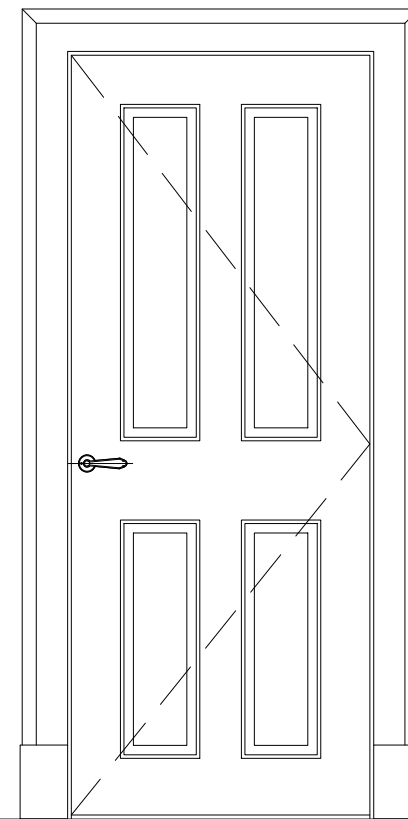


JEAN-LOUIS DENIOT

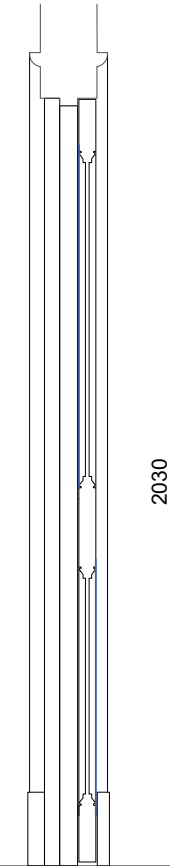
Architecture - Interior Design - Furnishing
39 rue de Verneuil 75007 Paris
Tel: +33 1 45 44 04 65 - contact@deniot.com



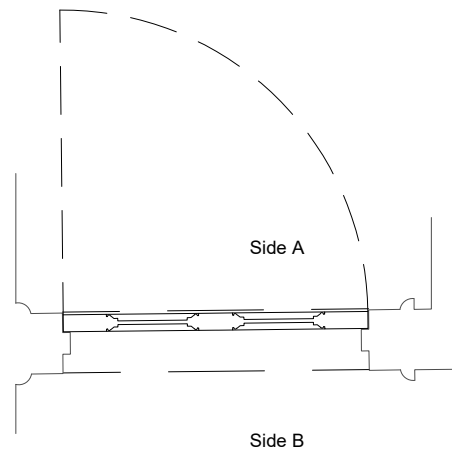
Elevation - Side A



Elevation - Side B



Side B Side A




Side A

Side B

950

2030



Full shop drawings to be provided by Contractors. Interior designer's approval is required before manufacture and construction for aesthetics purposes.