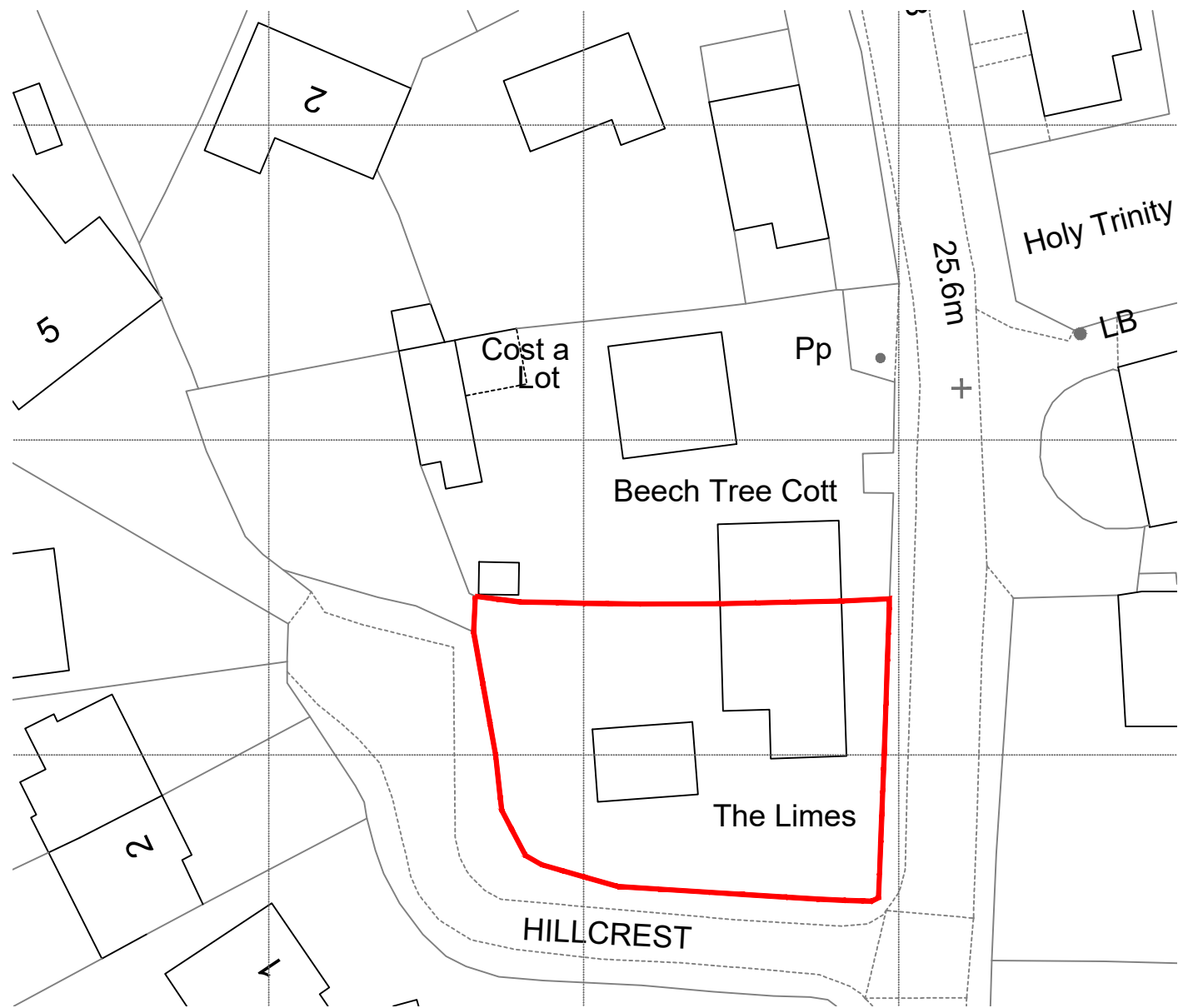
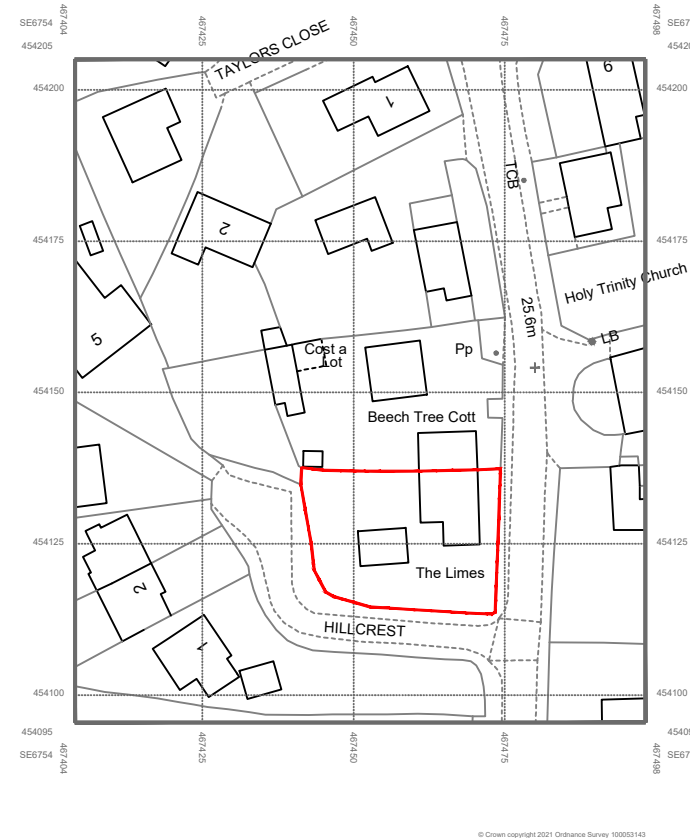


TO BE READ IN CONJUNCTION WITH ALL ASSOCIATED DRAWINGS

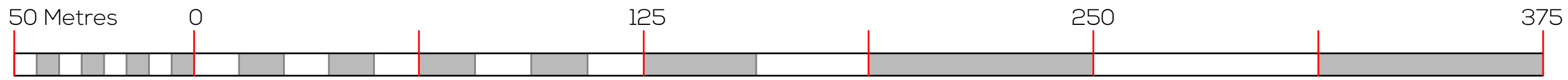
NOTE:
 THIS DRAWING HAS BEEN PRODUCED BY ELECTRONIC MEANS. SHOULD THE SCALE MEASUREMENTS BE TAKEN BY MEANS OTHER THAN ELECTRONIC (e.g. FROM A PRINTED COPY), THE FOLLOWING MUST BE TAKEN INTO CONSIDERATION BEFORE SCALING IS UNDERTAKEN:
 1. ENSURE THAT THE COPY HAS BEEN PRINTED/PLOTTED ON THE STATED SHEET SIZE WITH THE PLOTTING SCALE SET TO A CORRECT RATIO.
 2. ENSURE THAT AN ADEQUATE ALLOWANCE (DEPENDANT ON THE STATED SCALE) IS MADE FOR THE INEVITABLE DISTORTIONS INTRODUCED BY PLOTTING/PRINTING AND COPYING PROCESSES.
 3. MARKED CRITICAL DIMENSIONS ARE TO BE REGARDED AS HAVING PRECEDENCE OVER THE SCALED VALUES.



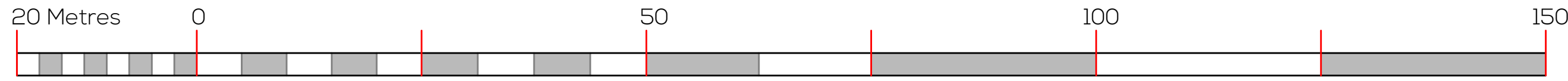
Block Plan
 Scale 1:500



Location Plan
 Scale 1:1250



Scale 1:1250



Scale 1:500

Associated Drawings

Rev.	Date	Description	Drawn	Checked

Client: Matthew Bellwood

Project: Garage

Project Address: The Limes YO19 5UD

Drawing Number: 21/043/B/001

Drawing Name: Location & Block Plans

Drawn by: TMB Checked by: TMB Date: 03 May 21

Drawing Size: A3 Drawing Scale: As shown © A3 Drawing Type: For Comment



No responsibility is accepted for any use made of this document other than for that which it was prepared and issued.

All dimensions should be checked on site. Any drawing errors or divergences should be brought to the attention of Tom Billingham by email - majortom2958@live.com