

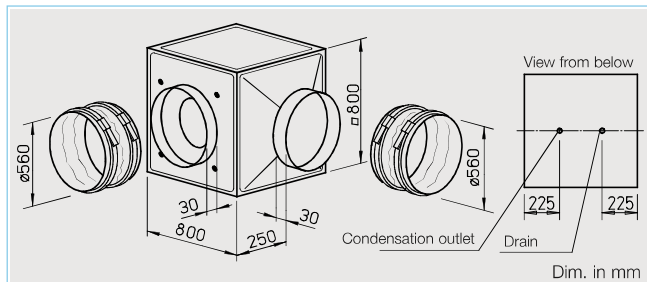
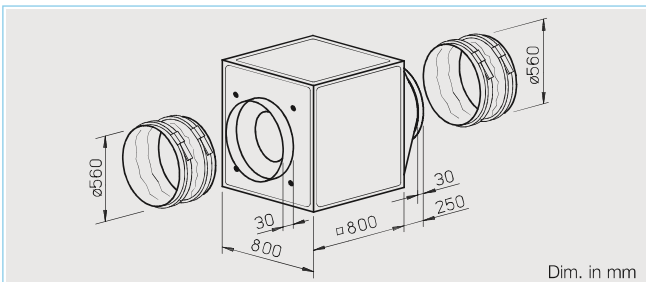

GB

Arbitrary installation position and flexible assembly by five possible discharge directions.



GB T120

Designed for moving dirty, humid and hot air up to max. 120° C. Motor located outside the air flow.



Special features of types GB T120

- Designed for moving dirty, humid and hot air volumes up to max. 120° C.
- Motor located outside of air flow.
- Temperature insulated partition panel between motor and impeller, lined with 20 mm thick, flame-retardant mineral wool.
- Easily accessible motor and impeller unit, removable without disassembling the system components.
- Inspection cover with handle, simply remove for cleaning and maintenance.
- Condensate collector with condensate spigot included in delivery. Drill hole for rain drainage (accessories) for outdoor installation is prepared.

Assembly GB T120

Installation must be carried out with condensation discharge showing downward. Flexible assembly by three possible centrifugal discharge directions via the discharge adapter. Outdoor installation is possible using outdoor cover hood and external weather louvers (accessories).

Feature

Assembly of types GB

Arbitrary installation position and flexible assembly by five possible discharge directions via the discharge adapter. For wall mounting the wall bracket (accessories) have to be used. Outdoor installation is possible using outdoor cover

hood and external weather louvers (accessories).

Specification of both types

Casing

Self-supporting frame construction from aluminium hollow profiles. Double-walled side panels from galvanised sheet steel, lined with 20 mm thick temperature insulating and flame-retardant mineral wool. Intake cone for ideal inflow as well as spigot and flexible sleeve (for the respective max. permissible air flow temperature) for duct connection. With discharge adapter (from square to circular) on the pressure side for low-loss discharge and flexible sleeve to reduce vibration transmission. Simple positioning by standard crane hooks.

Impeller

Smooth running backward curved aluminium centrifugal impeller highly efficient and direct driven. Energy efficient with a low noise development. Dynamically balanced together with the motor to DIN ISO 1940 Pt.1 – class 6.3.

Motor

Maintenance-free external rotor motor or IEC-standard motor protected to IP 54. With ball bearings and interference-free as standard.

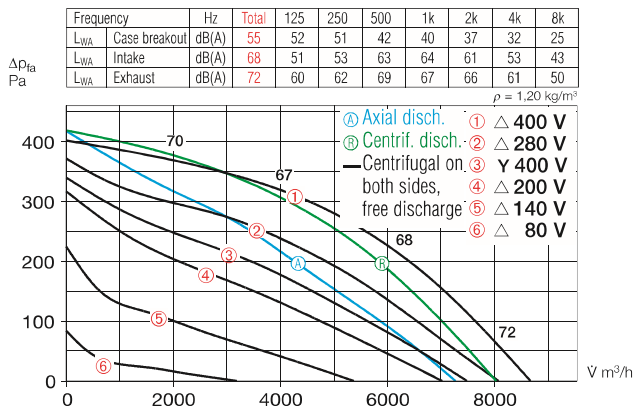
Electrical connection

Standard terminal box (IP 54) fitted on the motor; with GB T120 fitted on the motor support plate.

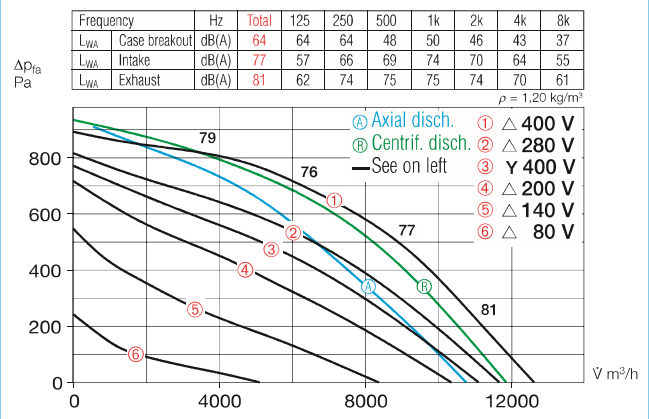
Type	Ref. no.	Air flow volume (FID)	R.P.M.	Sound press. case breakout	Motor power (nominal)	Full load	Current speed controlled	Wiring diagram	Maximum air flow temperature	Weight (net)	5 step transformer controller with mot. protect. unit	Full motor protection unit using the thermal contacts
		∇ m³/h	min⁻¹	dB(A) in 4 m	kW	A	A	No.	+°C	kg	Type Ref. no.	Type Ref. no.
1 Phase motor, 230 V / 1 ph. / 50 Hz, capacitor motor, protection to IP 54												
GBW 560/4	5508	9123	1409	45	1.83	7.93	10.4	867	45	92	MWS 10 1946	TSW 10 1498 MW ¹⁾ 1579
2 speed motor, 3 Phase motor, 400 V / 3 ph. / 50 Hz, Y/Δ wiring, protection to IP 54												
GBD 560/6/6	5522	7800/9000	705/885	35	0.51/0.80	0.90/1.85	1.90	867	60	80	RDS 4 1316	TSD 3,0 1502 MD 5849
GBD 560/4/4	5521	11500/13000	1110/1350	44	1.70/2.60	2.80/4.80	4.90	867	55	90	RDS 7 1578	TSD 7,0 1504 MD 5849
2 speed motor, 3 Phase motor, 400 V / 3 ph. / 50 Hz, Y/Δ wiring, protection to IP 54												
GBD 560/4/4 T120	5778	11520/12300	1250/1400	48	1.85/2.50	3.20/6.80	6.80	520	120	105	RDS 7 1578	TSD 7,0 1504 MD 5849

1) incl. operation switch

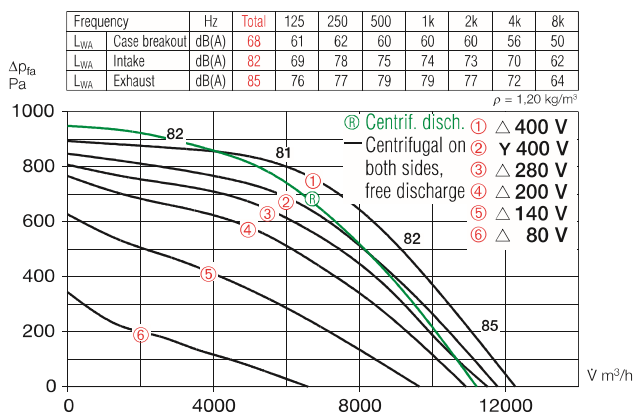
GBD 560/6/6



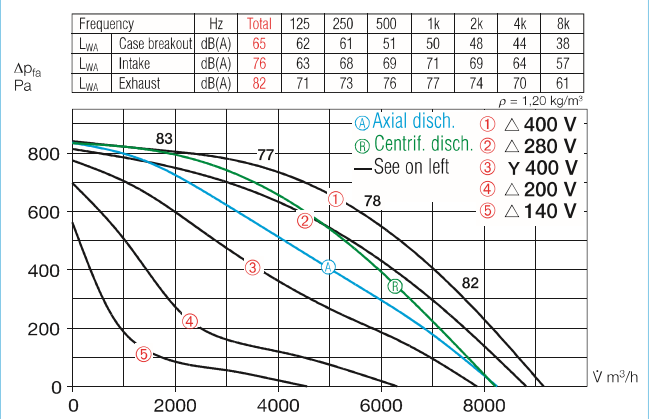
GBD 560/4/4



GBD 560/4/4 T120



GBW 560/4



Motor protection

Motors have thermal contacts wired to the terminal block and must be connected to a motor protection unit.

Speed control

All types are speed controllable by voltage reduction using a transformer controller. The 3-phase models can also be 2 speed controlled by star/delta switch (accessories DS 2 or full motor protection unit M 4). The duties at different speeds are given in the performance curve.

Sound levels

Total sound power levels and the spectrum figures in dB(A) are given for:

- Sound level case breakout
 - Sound level intake
 - Sound level exhaust
- In the table below as well as underneath the performance curve you can find additionally the sound pressure levels at 4 m (free field conditions).

Accessories of both types

Anti vibration mounts for installation indoors. Set of 4.

SDD-U Ref. no. 5627

Wall bracket for wall mounting.

GB-WK 560 Ref. no. 5626

External weather louvers to cover exhaust opening.

GB-WSG 560 Ref. no. 5640

Outdoor cover hood for outdoor installation.

GB-WSD 560 Ref. no. 5749

On/Off and 2-speed switch for 3-phase Y/Δ motors.

Type DS 2²⁾ Ref. no. 1351

²⁾ full motor protection unit recommended: MD Ref. No. 5849

Specific accessories

for types GB

Condensate collector with condensate spigot for pipe connection.

GB-KW 560 Ref. no. 5645

(Condensate collector with condensate spigot included in delivery with GB T120).

for types GB T120

Rain drainage for outdoor installation (drill holes for rain drainage is already prepared).

GB-RA Ref. no. 9418

Information	Page
Information for planning	10 on
General techn. information, speed control	15 on
Accessory-Details	Page
Speed controller and full motor protection unit	525 on