
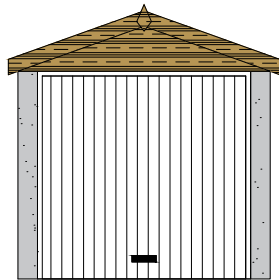


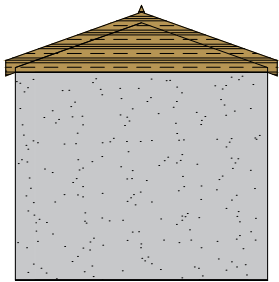
FLOOR PLAN



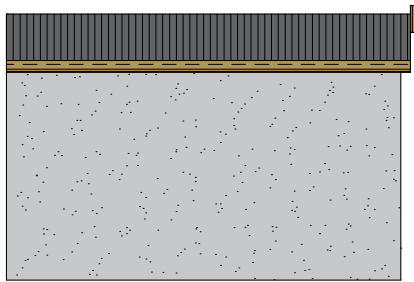
SIDE ELEVATION



FRONT ELEVATION



REAR ELEVATION



SIDE ELEVATION



DO NOT SCALE THIS DOCUMENT - USE FIGURED DIMENSIONS ONLY  
ALL DIMENSIONS MUST BE CHECKED ON SITE PRIOR TO COMMENCEMENT OF ANY RELATED WORKS.  
THIS DOCUMENT IS COPYRIGHT OF THE ORIGINATOR, IT MUST NOT BE ALTERED, REPRODUCED OR DISTRIBUTED WITHOUT PRIOR CONSENT.  
THIS DOCUMENT MUST BE READ IN CONJUNCTION WITH ALL SUPPORTING DOCUMENTS PRODUCED BY THE ORIGINATOR AND OTHER PROJECT DISCIPLINES.  
OS MAPPING OBTAINED FROM PROMAP LICENCE No. 100022432  
REPRODUCED BY BERRYS UNDER OS LICENCE No. 100003668  
DISCLAIMER NOTES:

NORTH POINT:



BEECH HOUSE  
SHREWSBURY BUSINESS PARK  
SHREWSBURY  
SHROPSHIRE  
SY2 6FG  
TEL: 01743 271697  
shrewsbury@berrys.uk.com  
www.berrys.uk.com

ORIGINATING OFFICE:				
-	-	00.00.00	-	-
REV	DESCRIPTION	DATE	BY	CHKD



STATUS:		PLANNING	
CLIENT:		Robert Malinowski	
PROJECT:		Erection of a Garage at 5F, Ash Grove, Shrewsbury, SY4 5RW	
DRAWING:		Proposed Garage Floor Plans and Elevations.	
SCALE @ A4:	DRAWN BY:	CHKD BY:	DATE:
1:50	GW	-	18.06.21
DRAWING No:		REVISION:	
SA41263 -BRY- 00 - EL- A - 0106 _ -			