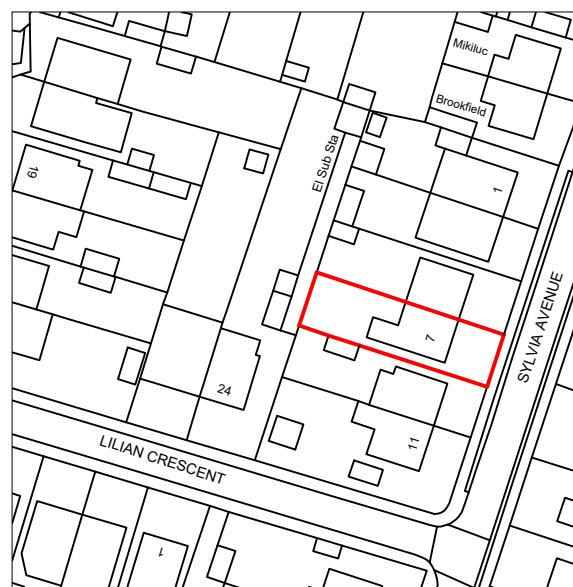




Notes

All drawings to be signed off by building control before the commencement of any works. If works commence on a Building Notice, the Builder/property owner commences works at their own risk and ELA Design (or its Officer's) cannot accept and liability whatsoever for these works carried out.



LOCATION PLAN

O/S licence number

1000 2243 2

| Rev | Date | Details | By |
|-----|----------|------------|----|
| A | 16/06/21 | Revision A | CE |

Project: Loft & Rear Extension

Drawing: Site Location Plan

Address: 7 Sylvia Avenue, Hutton, CM13 2HP

Drawing N°: ELA/18 Rev: A

A3 Scale: 1:1250 Drawn By: CE Job No: 2095 Date: 16/06/21

ELA Design
Beechcroft
Riverside Avenue
Broxbourne
Herts
EN10 6RA
www.ela-design.co.uk Tel:- 07979510821