

Quotation Prepared for: Mr Martin Chubb
J D O'Connell Ltd
1 Pentlow Street Farm
Pentlow
Sudbury
Suffolk
CO10 7JJ

Terms & Conditions:

PLEASE NOTE: Dale are a supply only company and as such it is the responsibility of the customer to ensure all products meet current building regulations. No liability will be accepted for non-compliance. All confirmed specification and sizing must be checked upon issue of the document headed 'Contract' and confirmed in writing prior to manufacture. Any amendments made to the contract after sign off may be chargeable and may also affect the current lead times. Any term 'contract' is between Dale as the supplier and the chosen builders merchant. The above is a summary only; full terms and conditions are available on request.

Lead Time:

Approximately 16-18 weeks from Sign Off of Final Detail.

Site Address: 1 Pentlow Street Farm, Sudbury, Suffolk, CO10 7JJ

Technical Specification:

All products in multi-layer Finger Jointed Redwood sections for added stability. Internally beaded throughout for security. Factory glazed with argon gas filled double glazed units featuring soft-coat energy saving glass. Drained and vented sections to protect against sealed unit failure. Fully factory finished with high performance, micro-porous paint treatments. Flush casement windows with high security multi-point locking systems and locking handles. Where FSC is shown against an item, joinery is supplied as FSC Mix Credit under Chain of Custody Registration No TT-COC-005135

Item	Qty	Item Reference	Product	Price (Ex VAT)	Remarks
1	1	GF.W1 - Lobby	Flush Casement Window (FSC)	£1228.54	Monkeytail - Black. 18mm bar. Signal White
2	1	GF.W2 - Playroom	Flush Casement Window (FSC)	£1839.77	Monkeytail - Black. 18mm bar. Signal White
3	1	FF.W3 - Bedroom 1	Flush Casement Window (FSC)	£1269.41	Monkeytail - Black. 18mm bar. Signal White
4	1	FF.W4 - Bedroom 2	Flush Casement Window (FSC)	£896.72	Monkeytail - Black. 18mm bar. Signal White
5	1	FF.W5 - Bathroom	Flush Casement Window (FSC)	£792.02	Monkeytail - Black. 18mm bar. Signal White
6	1	FF.W5 - Landing	Flush Casement Window (FSC)	£293.89	18mm bar. Signal White
7	1	GF.W6 - Playroom	Flush Casement Window (FSC)	£910.15	Monkeytail - Black. 18mm bar. Signal White
8	1	FF.W7 - Bedroom 1	Flush Casement Window (FSC)	£1269.41	Monkeytail - Black. 18mm bar. Signal White
9	1	FF.W8 - Bedroom 1 En-Suite	Flush Casement Window (FSC)	£655.13	Monkeytail - Black. 18mm bar. Signal White
10	1	GF.W10 - W.C	Flush Casement Window (FSC)	£412.87	Monkeytail - Black. 18mm bar. Signal White
11	1	GF.W11 - Utility	Flush Casement Window (FSC)	£656.26	Monkeytail - Black. 18mm bar. Signal White
12	1	FF.W12 - Bedroom 4	Flush Casement Window (FSC)	£668.36	Monkeytail - Black. 18mm bar. Signal White
13	1	FF.W13 - Bedroom 3	Flush Casement Window (FSC)	£738.62	Monkeytail - Black. 18mm bar. Signal White
14	1	FF.W14 - Bedroom 5	Flush Casement Window (FSC)	£963.49	Monkeytail - Black. 18mm bar. Signal White
15	1	GF.W15 - Kitchen	Flush Casement Window (FSC)	£980.98	Monkeytail - Black. 18mm bar. Signal White
16	1	GF.W16 - Lounge	Flush Casement Window (FSC)	£1322.84	Monkeytail - Black. 18mm bar. Signal White
17	1	GF.W17 - Lounge	Flush Casement Window (FSC)	£292.21	18mm bar. Signal White
18	1	FF.W18 - Bedroom 3	Flush Casement Window (FSC)	£907.32	Monkeytail - Black. 18mm bar. Signal White
19	1	FF.W18 - Landing	Flush Casement Window (FSC)	£406.81	18mm bar. Signal White

Units: 19

Nett Price: £16,504.82
VAT (20%): £3,300.96
Total Price: £19,805.78

Optional Cavity Former Cost £990.29 (Not included in the price)

QUOTATION VALID FOR: 30 DAYS

Your Guarantees:

Fungal & Insect	Sealed Unit	Hardware	Workmanship	Paint	Stain
					
30 YEARS GUARANTEE	10 YEARS GUARANTEE	10 YEARS GUARANTEE	10 YEARS GUARANTEE	10 YEARS GUARANTEE	5 YEARS GUARANTEE

Item: 2

FLUSH CASEMENT WINDOW IN FINGER JOINTED REDWOOD



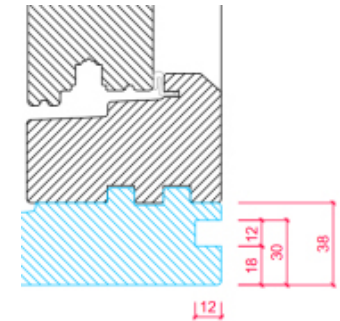
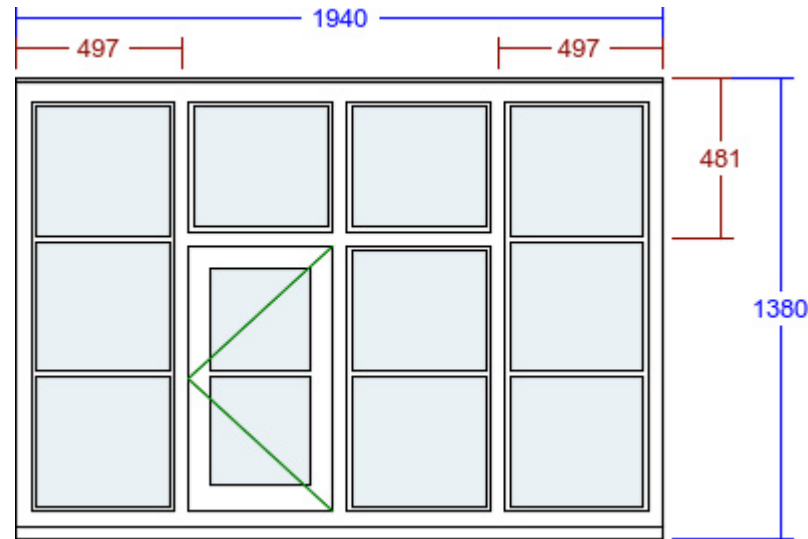
Quantity: 1

Style: One Off

Item Reference: GF.W2 - Playroom

Quote Ref: 991/1 V5

Key Features:



Detailed Specification:

VIEWED FROM OUTSIDE. POINT OF ARROW DENOTES HINGE POSITION.

Width (mm)	1940	Head Drip	Yes	Glass Pattern	Clear
Height (mm)	1380	Head Drip Horns	No	Glass Type	4mm Annealed
Frame Head Size	75mm	Factory Fit Head Drip	Yes	Glazing Features	Horizontal Astragal Bars
Feature Mould	Bevel	Add On to Head	10mm (included in overall size)	Size of Bar	18mm
Style Option	Glazed to Frame (externally beaded)	Add On to Head Position	Above Head Drip	Handle	Monkeytail - Black
Transom Aligned with	First Bar	Add On to Bottom	None	Peg Stay Alignment	No Pegstay
Equalise Glass Widths	Yes	Add On to Left	None	Hinge System	Friction with Kenrick locks
Transom Drip	No	Add On to Right	None		
		Factory Fit Add Ons	Yes		
Colour	Signal White (RAL 9003)	Trickle Vent Quantity	1	FSC Certified	Yes
Cill	165mm x 38mm (inc. in overall ht)	Trickle Vent Size	EA 3000		
Cill Species	Finger Jointed Redwood	Trickle Vent Location	Head of Frame		
Cill Horns	No	External Grille Colour	White		
Factory Fit Cill	Yes	Window Board Required	No		
		Window Board Groove	Yes		

Notes: 3rd section to be horizontal glazing bar.

Item: 5

FLUSH CASEMENT WINDOW IN FINGER JOINTED REDWOOD



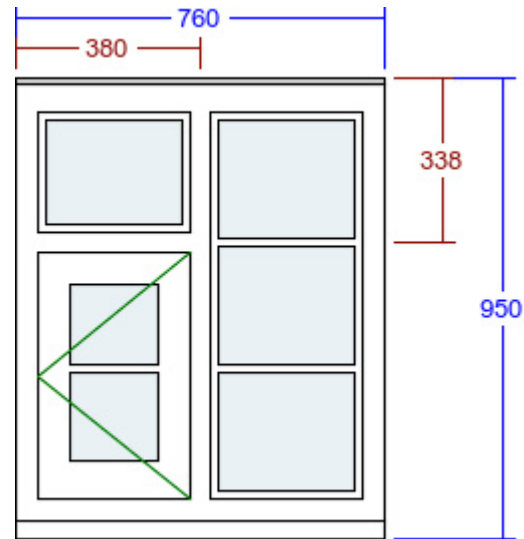
Quantity: 1

Style: One Off

Item Reference: FF.W5 - Bathroom

Quote Ref: 991/1 V5

Key Features:



Detailed Specification:

VIEWED FROM OUTSIDE. POINT OF ARROW DENOTES HINGE POSITION.

Width (mm)	760	Head Drip	Yes	Glass Pattern	Clear
Height (mm)	950	Head Drip Horns	No		
Frame Head Size	75mm	Factory Fit Head Drip	Yes	Glass Type	4mm Annealed
Feature Mould	Bevel	Add On to Head	10mm (included in overall size)	Glazing Features	Horizontal Astragal Bars
Style Option	Glazed to Frame (externally beaded)	Add On to Head Position	Above Head Drip	Size of Bar	18mm
Transom Aligned with	First Bar	Add On to Bottom	None	Handle	Monkeytail - Black
Equalise Glass Widths	Yes	Add On to Left	None	Peg Stay Alignment	No Pegstay
Transom Drip	No	Add On to Right	None	Hinge System	Friction with Kenrick locks
		Factory Fit Add Ons	Yes		
Colour	Signal White (RAL 9003)	Trickle Vent Quantity	1	FSC Certified	Yes
Cill	165mm x 38mm (inc. in overall ht)	Trickle Vent Size	EA 3000		
Cill Species	Finger Jointed Redwood	Trickle Vent Location	Head of Frame		
Cill Horns	No	External Grille Colour	White		
Factory Fit Cill	Yes	Window Board Required	No		
		Window Board Groove	No		

Notes: Please confirm if obscure glazing is required. No WBG due to Bathroom.

Item: 6

FLUSH CASEMENT WINDOW IN FINGER JOINTED REDWOOD



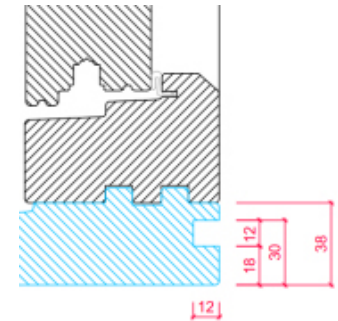
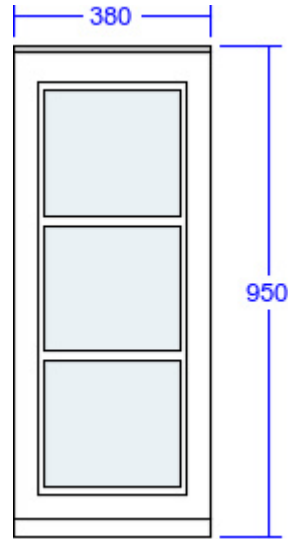
Quantity: 1

Style: DL0

Item Reference: FF.W5 - Landing

Quote Ref: 991/1 V5

Key Features:



Detailed Specification:

VIEWED FROM OUTSIDE. POINT OF ARROW DENOTES HINGE POSITION.

Width (mm)	380	Head Drip	Yes	Glass Pattern	Clear
Height (mm)	950	Head Drip Horns	No	Glass Type	4mm Annealed
Frame Head Size	75mm	Factory Fit Head Drip	Yes	Glazing Features	Horizontal Astragal Bars
Feature Mould	Bevel	Add On to Head	10mm (included in overall size)	Size of Bar	18mm
Style Option	Glazed to Frame (externally beaded)	Add On to Head Position	Above Head Drip	FSC Certified	Yes
Colour	Signal White (RAL 9003)	Add On to Bottom	None		
Cill	165mm x 38mm (inc. in overall ht)	Add On to Left	None		
Cill Species	Finger Jointed Redwood	Add On to Right	None		
Cill Horns	No	Factory Fit Add Ons	Yes		
Factory Fit Cill	Yes	Trickle Vents Required	No		
		Window Board Required	No		
		Window Board Groove	Yes		

Notes: To be attached to the window above? Width must be at least 425 mm to accommodate a trickle vent.

Item: 9

FLUSH CASEMENT WINDOW IN FINGER JOINTED REDWOOD



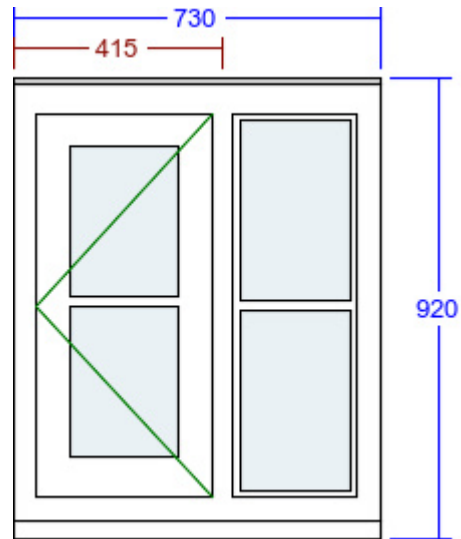
Quantity: 1

Style: DL17

Item Reference: FF.W8 - Bedroom 1 En-Suite

Quote Ref: 991/1 V5

Key Features:



Detailed Specification:

VIEWED FROM OUTSIDE. POINT OF ARROW DENOTES HINGE POSITION.

Width (mm)	730	Head Drip	Yes	Glass Pattern	Satinovo
Height (mm)	920	Head Drip Horns	No		
Frame Head Size	75mm	Factory Fit Head Drip	Yes	Glass Type	4mm Annealed
Feature Mould	Bevel	Add On to Head	10mm (included in overall size)	Glazing Features	Horizontal Astragal Bars
Style Option	Glazed to Frame (externally beaded)	Add On to Head Position	Above Head Drip	Size of Bar	18mm
Equalise Glass Widths	Yes	Add On to Bottom	None	Handle	Monkeytail - Black
Colour	Signal White (RAL 9003)	Add On to Left	None	Peg Stay Alignment	No Pegstay
		Add On to Right	None	Hinge System	Friction with Kenrick locks
		Factory Fit Add Ons	Yes		
Cill	165mm x 38mm (inc. in overall ht)	Trickle Vent Quantity	1	FSC Certified	Yes
Cill Species	Finger Jointed Redwood	Trickle Vent Size	EA 3000		
Cill Horns	No	Trickle Vent Location	Head of Frame		
Factory Fit Cill	Yes	External Grille Colour	White		
		Window Board Required	No		
		Window Board Groove	No		

Notes: No WBG due to En-Suite.

Item: 11

FLUSH CASEMENT WINDOW IN FINGER JOINTED REDWOOD



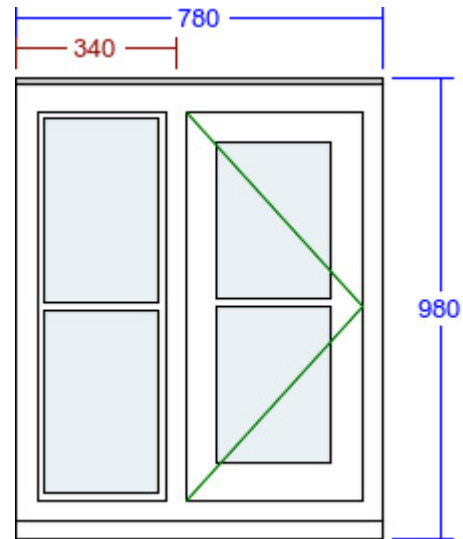
Quantity: 1

Style: DL18

Item Reference: GF.W11 - Utility

Quote Ref: 991/1 V5

Key Features:



Detailed Specification:

VIEWED FROM OUTSIDE. POINT OF ARROW DENOTES HINGE POSITION.

Width (mm)	780	Head Drip	Yes	Glass Pattern	Clear
Height (mm)	980	Head Drip Horns	No		
Frame Head Size	75mm	Factory Fit Head Drip	Yes	Glass Type	4mm Annealed
Feature Mould	Bevel	Add On to Head	10mm (included in overall size)	Glazing Features	Horizontal Astragal Bars
Style Option	Glazed to Frame (externally beaded)	Add On to Head Position	Above Head Drip	Size of Bar	18mm
		Add On to Bottom	None		
Equalise Glass Widths	Yes	Add On to Left	None	Handle	Monkeytail - Black
		Add On to Right	None	Peg Stay Alignment	No Pegstay
Colour	Signal White (RAL 9003)	Factory Fit Add Ons	Yes	Hinge System	Friction with Kenrick locks
Cill	165mm x 38mm (inc. in overall ht)	Trickle Vent Quantity	1	FSC Certified	Yes
Cill Species	Finger Jointed Redwood	Trickle Vent Size	EA 3000		
Cill Horns	No	Trickle Vent Location	Head of Frame		
Factory Fit Cill	Yes	External Grille Colour	White		
		Window Board Required	No		
		Window Board Groove	No		

Notes: No WBG due to Utility.

Item: 15

FLUSH CASEMENT WINDOW IN FINGER JOINTED REDWOOD



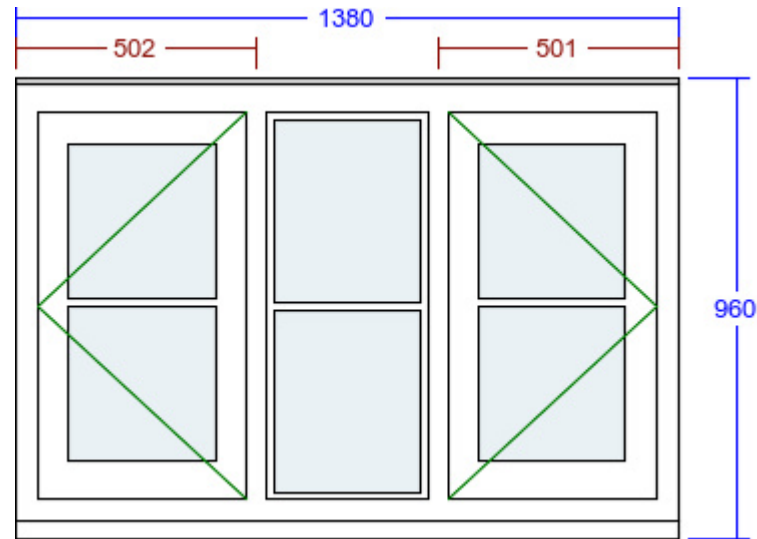
Quantity: 1

Style: DL47

Item Reference: GF.W15 - Kitchen

Quote Ref: 991/1 V5

Key Features:



Detailed Specification:

VIEWED FROM OUTSIDE. POINT OF ARROW DENOTES HINGE POSITION.

Width (mm)	1380	Head Drip	Yes	Glass Pattern	Clear
Height (mm)	960	Head Drip Horns	No	Glass Type	4mm Annealed
Frame Head Size	75mm	Factory Fit Head Drip	Yes	Glazing Features	Horizontal Astragal Bars
Feature Mould	Bevel	Add On to Head	10mm (included in overall size)	Size of Bar	18mm
Style Option	Glazed to Frame (externally beaded)	Add On to Head Position	Above Head Drip	Handle	Monkeytail - Black
Equalise Glass Widths	Yes	Add On to Bottom	None	Peg Stay Alignment	No Pegstay
Colour	Signal White (RAL 9003)	Add On to Left	None	Hinge System	Friction with Kenrick locks
		Add On to Right	None	FSC Certified	Yes
Cill	165mm x 38mm (inc. in overall ht)	Factory Fit Add Ons	Yes		
Cill Species	Finger Jointed Redwood	Trickle Vent Quantity	1		
Cill Horns	No	Trickle Vent Size	EA 3000		
Factory Fit Cill	Yes	Trickle Vent Location	Head of Frame		
		External Grille Colour	White		
		Window Board Required	No		
		Window Board Groove	No		

Notes: No WBG due to Kitchen.

Item: 16

FLUSH CASEMENT WINDOW IN FINGER JOINTED REDWOOD



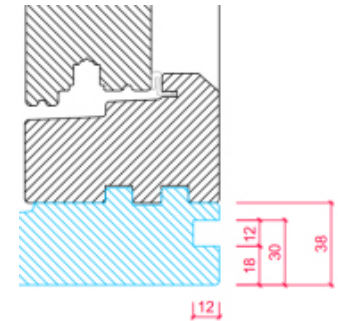
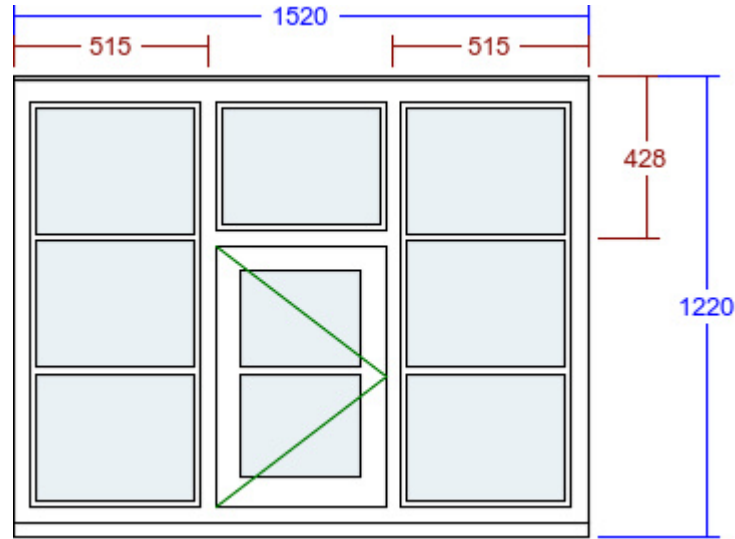
Quantity: 1

Style: One Off

Item Reference: GF.W16 - Lounge

Quote Ref: 991/1 V5

Key Features:



Detailed Specification:

VIEWED FROM OUTSIDE. POINT OF ARROW DENOTES HINGE POSITION.

Width (mm)	1520	Head Drip	Yes	Glass Pattern	Clear
Height (mm)	1220	Head Drip Horns	No	Glass Type	4mm Annealed
Frame Head Size	75mm	Factory Fit Head Drip	Yes	Glazing Features	Horizontal Astragal Bars
Feature Mould	Bevel	Add On to Head	10mm (included in overall size)	Size of Bar	18mm
Style Option	Glazed to Frame (externally beaded)	Add On to Head Position	Above Head Drip	Handle	Monkeytail - Black
Transom Aligned with	First Bar	Add On to Bottom	None	Peg Stay Alignment	No Pegstay
Equalise Glass Widths	Yes	Add On to Left	None	Hinge System	Friction with Kenrick locks
Transom Drip	No	Add On to Right	None		
		Factory Fit Add Ons	Yes		
Colour	Signal White (RAL 9003)	Trickle Vent Quantity	1	FSC Certified	Yes
Cill	165mm x 38mm (inc. in overall ht)	Trickle Vent Size	EA 3000		
Cill Species	Finger Jointed Redwood	Trickle Vent Location	Head of Frame		
Cill Horns	No	External Grille Colour	White		
Factory Fit Cill	Yes	Window Board Required	No		
		Window Board Groove	Yes		

Item: 17

FLUSH CASEMENT WINDOW IN FINGER JOINTED REDWOOD



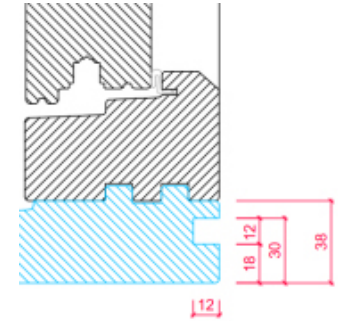
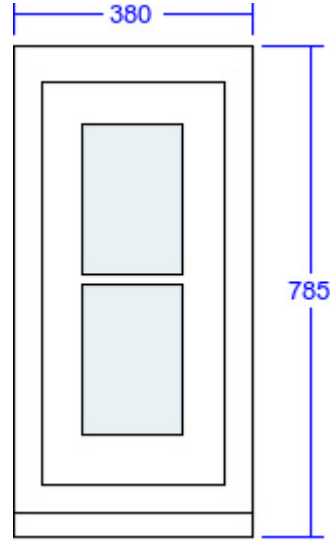
Quantity: 1

Style: DL0

Item Reference: GF.W17 - Lounge

Quote Ref: 991/1 V5

Key Features:



Detailed Specification:

VIEWED FROM OUTSIDE. POINT OF ARROW DENOTES HINGE POSITION.

Width (mm)	380	Head Drip	Yes	Glass Pattern	Clear
Height (mm)	785	Head Drip Horns	No	Glass Type	4mm Annealed
Frame Head Size	75mm	Factory Fit Head Drip	Yes	Glazing Features	Horizontal Astragal Bars
Feature Mould	Bevel	Add Ons Required	No	Size of Bar	18mm
Style Option	Dummy Sash	Trickle Vents Required	No	FSC Certified	Yes
Colour	Signal White (RAL 9003)	Window Board Required	No		
Cill	165mm x 38mm (inc. in overall ht)	Window Board Groove	Yes		
Cill Species	Finger Jointed Redwood				
Cill Horns	No				
Factory Fit Cill	Yes				

Notes: Width must be a minimum of 425 mm to accommodate a trickle vent. Priced with a dummy frame - Differs to M&W quote.

Item: 18

FLUSH CASEMENT WINDOW IN FINGER JOINTED REDWOOD



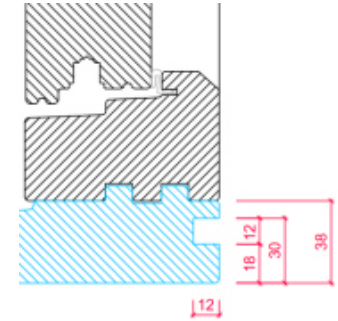
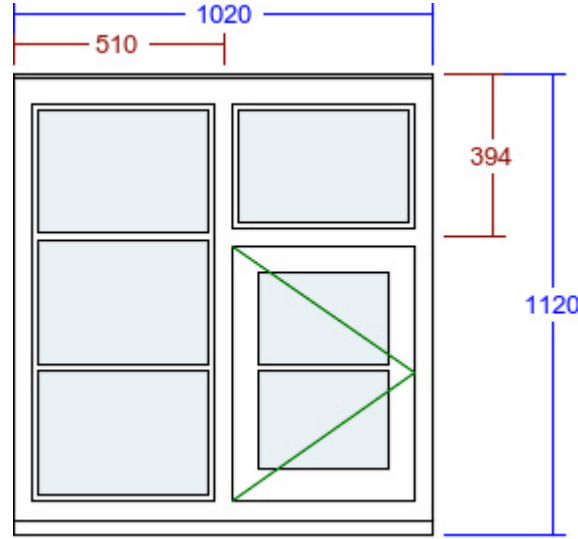
Quantity: 1

Style: One Off

Item Reference: FF.W18 - Bedroom 3

Quote Ref: 991/1 V5

Key Features:



Detailed Specification:

VIEWED FROM OUTSIDE. POINT OF ARROW DENOTES HINGE POSITION.

Width (mm)	1020	Head Drip	Yes	Glass Pattern	Clear
Height (mm)	1120	Head Drip Horns	No		
Frame Head Size	75mm	Factory Fit Head Drip	Yes	Glass Type	4mm Annealed
Feature Mould	Bevel	Add On to Head	10mm (included in overall size)	Glazing Features	Horizontal Astragal Bars
Style Option	Glazed to Frame (externally beaded)	Add On to Head Position	Above Head Drip	Size of Bar	18mm
Transom Aligned with	First Bar	Add On to Bottom	None	Handle	Monkeytail - Black
Equalise Glass Widths	Yes	Add On to Left	None	Peg Stay Alignment	No Pegstay
Transom Drip	No	Add On to Right	None	Hinge System	Friction with Kenrick locks
		Factory Fit Add Ons	Yes		
Colour	Signal White (RAL 9003)	Trickle Vent Quantity	1	FSC Certified	Yes
Cill	165mm x 38mm (inc. in overall ht)	Trickle Vent Size	EA 3000		
Cill Species	Finger Jointed Redwood	Trickle Vent Location	Head of Frame		
Cill Horns	No	External Grille Colour	White		
Factory Fit Cill	Yes	Window Board Required	No		
		Window Board Groove	Yes		

Item: 19

FLUSH CASEMENT WINDOW IN FINGER JOINTED REDWOOD



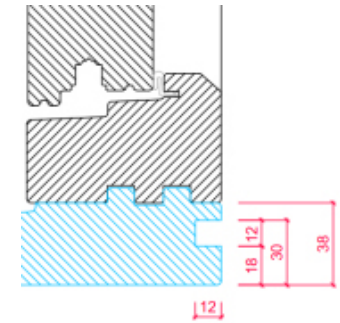
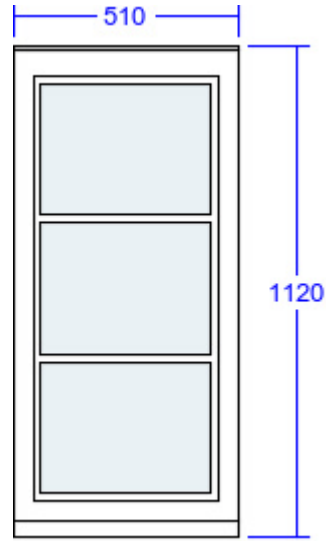
Quantity: 1

Style: DL0

Item Reference: FF.W18 - Landing

Quote Ref: 991/1 V5

Key Features:



Detailed Specification:

VIEWED FROM OUTSIDE. POINT OF ARROW DENOTES HINGE POSITION.

Width (mm)	510	Head Drip	Yes	Glass Pattern	Clear
Height (mm)	1120	Head Drip Horns	No		
Frame Head Size	75mm	Factory Fit Head Drip	Yes	Glass Type	4mm Annealed
Feature Mould	Bevel	Add On to Head	10mm (included in overall size)	Glazing Features	Horizontal Astragal Bars
Style Option	Glazed to Frame (externally beaded)	Add On to Head Position	Above Head Drip	Size of Bar	18mm
Colour	Signal White (RAL 9003)	Add On to Bottom	None	FSC Certified	Yes
Cill	165mm x 38mm (inc. in overall ht)	Add On to Left	None		
Cill Species	Finger Jointed Redwood	Add On to Right	None		
Cill Horns	No	Factory Fit Add Ons	Yes		
Factory Fit Cill	Yes	Trickle Vent Quantity	1		
		Trickle Vent Size	EA 3000		
		Trickle Vent Location	Head of Frame		
		External Grille Colour	White		
		Window Board Required	No		
		Window Board Groove	Yes		

Notes: To be attached to window above?

Item	Ref.	Description	Actual Frame Size	Qty	Price Each	Total Price
1	GF.W1 - Lobby	Flush Casement Window	1300 x 1105	1	1228.54	1228.54
2	GF.W2 - Playroom	Flush Casement Window	1940 x 1380	1	1839.77	1839.77
3	FF.W3 - Bedroom 1	Flush Casement Window	1250 x 1220	1	1269.41	1269.41
4	FF.W4 - Bedroom 2	Flush Casement Window	1010 x 900	1	896.72	896.72
5	FF.W5 - Bathroom	Flush Casement Window	760 x 950	1	792.02	792.02
6	FF.W5 - Landing	Flush Casement Window	380 x 950	1	293.89	293.89
7	GF.W6 - Playroom	Flush Casement Window	1230 x 1360	1	910.15	910.15
8	FF.W7 - Bedroom 1	Flush Casement Window	1250 x 1230	1	1269.41	1269.41
9	FF.W8 - Bedroom 1 En-Suite	Flush Casement Window	730 x 920	1	655.13	655.13
10	GF.W10 - W.C	Flush Casement Window	470 x 980	1	412.87	412.87
11	GF.W11 - Utility	Flush Casement Window	780 x 980	1	656.26	656.26
12	FF.W12 - Bedroom 4	Flush Casement Window	790 x 990	1	668.36	668.36
13	FF.W13 - Bedroom 3	Flush Casement Window	910 x 1170	1	738.62	738.62
14	FF.W14 - Bedroom 5	Flush Casement Window	1420 x 900	1	963.49	963.49
15	GF.W15 - Kitchen	Flush Casement Window	1380 x 960	1	980.98	980.98
16	GF.W16 - Lounge	Flush Casement Window	1520 x 1220	1	1322.84	1322.84
17	GF.W17 - Lounge	Flush Casement Window	380 x 785	1	292.21	292.21
18	FF.W18 - Bedroom 3	Flush Casement Window	1020 x 1120	1	907.32	907.32
19	FF.W18 - Landing	Flush Casement Window	510 x 1120	1	406.81	406.81
		Special RAL Colour Surcharge			0.00	0.00

TOTAL 16504.82