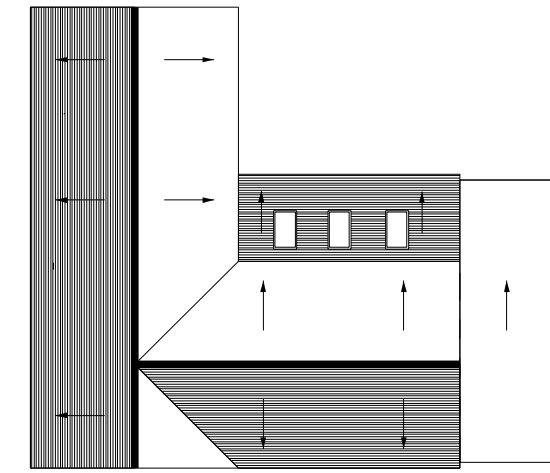
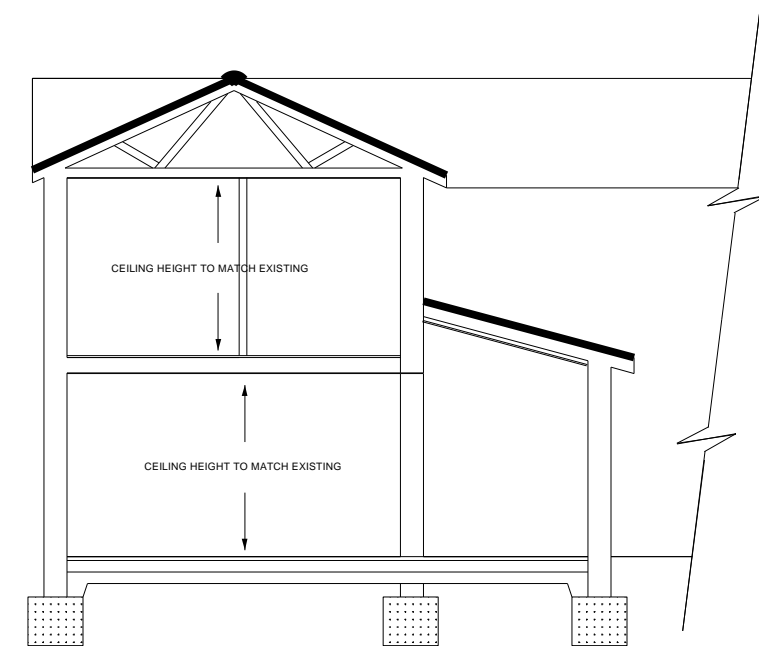


SCALE BAR 1:100



**ROOF PLAN
(1:100)**

SCALE BAR 1:50


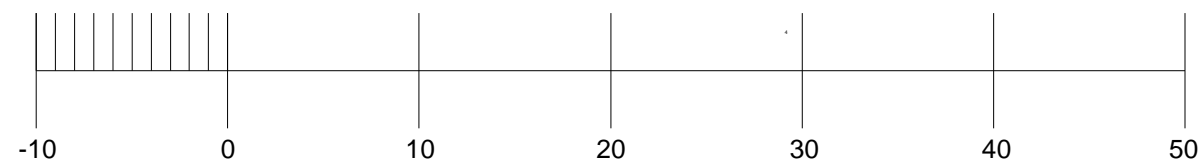


**SECTION A - A
(1:50)**



**BLOCK PLAN
(1:200)**

SCALE BAR 1:200



ALASTAIR LANGDON
4 Maple Close
Bottisham
Cambridge
CB25 9BQ

DRAWING NO. PA 4 MAPLE 03	DATE 27/6/2021	TITLE ROOF, BLOCK AND SECTION
LAYOUT NO.	DRAWN AL	PROJECT SECOND STOREY EXTENSION OVER EXISTING SINGLE STOREY. GROUND FLOOR EXTENSION AT REAR. RELOCATION OF FRONT DOOR. NEW WINDOW IN WEST ELEVATION.
SHEET 1 OF 1		LOCATION 4 MAPLE CLOSE, BOTTISHAM, CB25 9BQ
SCALE ORIGINAL 1:100 PLOT 1:1		STATUS HOUSEHOLDER PLANNING APPLICATION
		REV A