
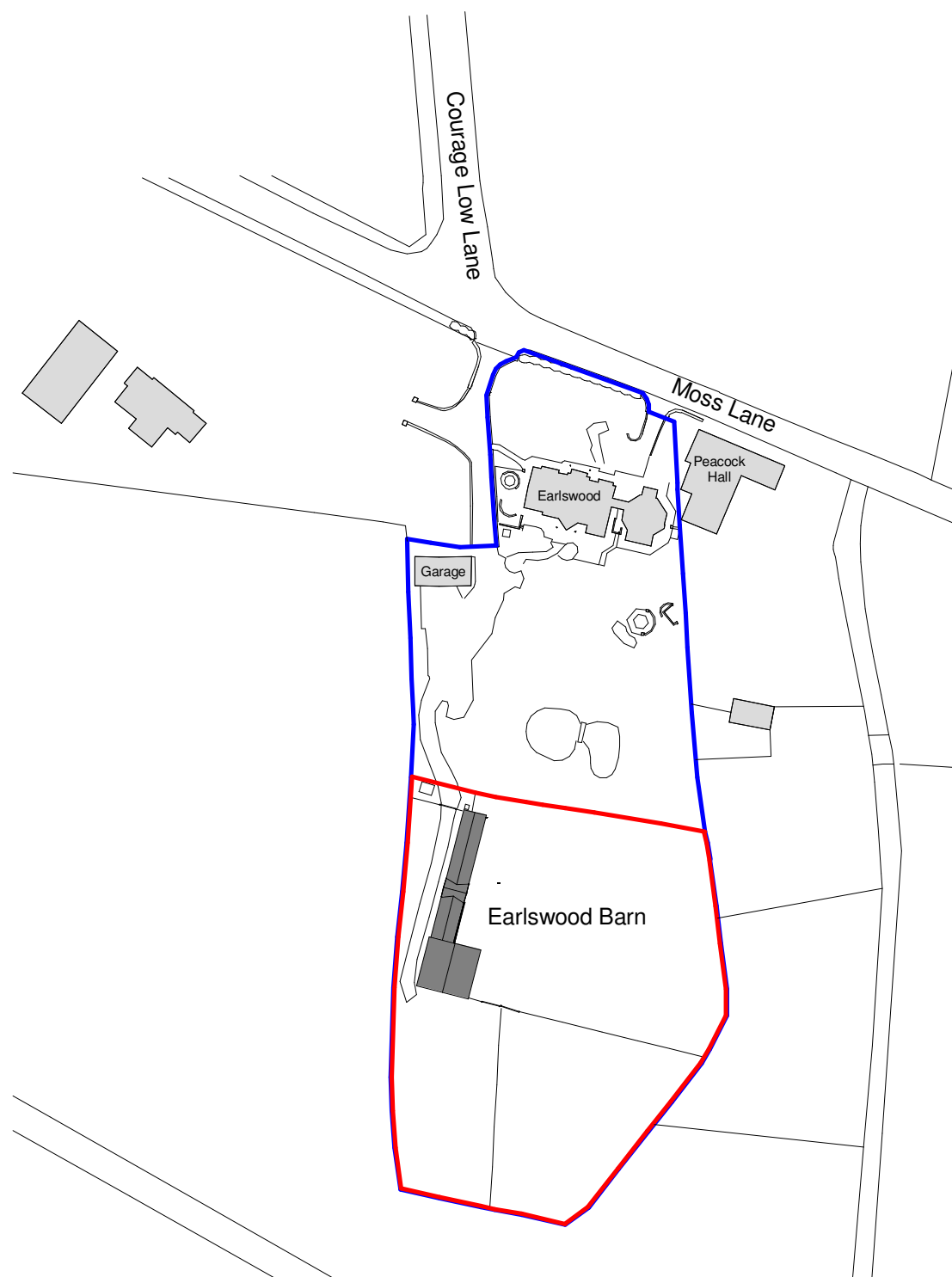


All dimensions shall be verified by the Contractor(s) on site prior to work commencing and relevant orders being placed. Do not scale from this drawing and only work to written dimensions. Any discrepancies to be brought to the attention of the Contract Administrator for instructions prior to proceeding.

 Site Boundary

 Land within ownership



1 PL 0001 - Site Location Plan
1 : 1250

REV.	DATE	COMMENT
<input type="checkbox"/>	CONCEPT	<input checked="" type="checkbox"/> PLANNING
<input type="checkbox"/>	COMMENT	<input type="checkbox"/> BUILDING CONTROL
<input type="checkbox"/>	TENDER	<input type="checkbox"/> CONSTRUCTION

UNIT 4
BOTANIC ESTATE
198 EDGE LANE
LIVERPOOL
L7 9PL

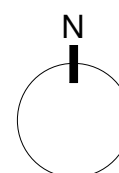
T: 0151 228 4666
F: 0151 228 8666
E: admin@dvarchitects.co.uk

CLIENT:
-



PROJECT:
Earlswood Barn

DRAWING:
Site Location Plan



DRAWING SCALE 1:1250

PROJECT N°:	DRAWING N°:	REV:	SCALE:	DRAWN:
1503	PL 0001		1 : 1250	AF
			SHEET:	CHECKED:
			A3	BH
				DATE:
				02.03.2021