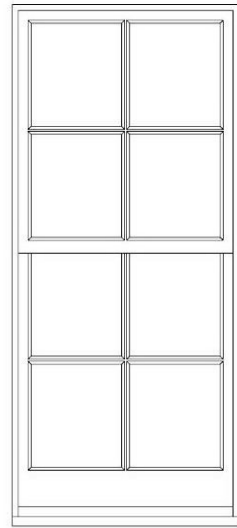


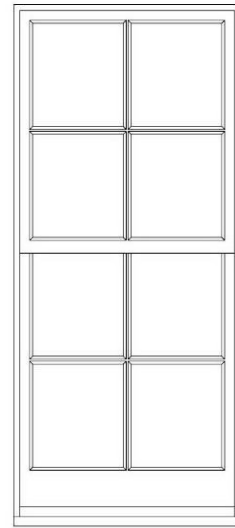
Front Elevation

Existing



W1 - Liv L
W2 - Liv R
W3 - Front Bed L
W4 - Front Bed R


Proposed



W1 - Liv L
W2 - Liv R
W3 - Front Bed L
W4 - Front Bed R


Rear Elevation

Existing



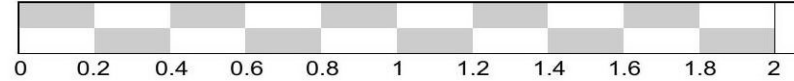
W6 - Kitchen R

Proposed



W6 - Kitchen R

0 10 20 30 40 50 60 70 80 90 100



All windows show existing and proposed on a 1:20 Scale, all windows to be replaced on a like for like basis unless stated in Condition Report


1:20

This copy has been made by or with the authority of Midlothian Council pursuant to Section 47 of the Designs and Patents Act 1988. Unless that Act provides a relevant exception to copyright, the copy must not be copied without the prior permission of the copyright owner.




Rear Elevation

Existing



W5 - Kitchen L
W7 - Back Bed


Proposed



W5 - Kitchen L
W7 - Back Bed

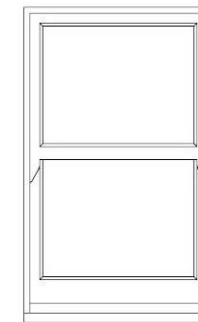
Rear Elevation

Existing



W8 - Bath

Proposed



W8 - Bath



EJ Manufacture Ltd

50a Sighthill Crescent, EH11 4QD

0131 453 5900

ejmanufacture@gmail.com

• Elaine Jackson

38 Main Street
 Newtongrange
 EH22 4LH