2-Mile Flight Path Receptor(s)

Name: FP 1
Description:
Threshold height : 15 m
Direction: 65.4 deg
Glide slope: 3.0 deg
Pilot view restricted? Yes
Vertical view restriction: 30.0 deg
Azimuthal view restriction: 50.0 deg

Point	Latitude	Longitude	Ground elevation	Height above ground	Total elevation
	deg	deg	m	m	m
Threshold	55.034073	-1.704289	80.07	15.24	95.31
2-mile point	55.022019	-1.750199	127.26	136.74	264.00

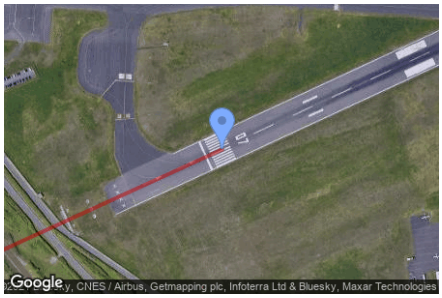

Name: FP 2
Description:
Threshold height : 15 m
Direction: 246.0 deg
Glide slope: 3.0 deg
Pilot view restricted? Yes
Vertical view restriction: 30.0 deg
Azimuthal view restriction: 50.0 deg

Point	Latitude	Longitude	Ground elevation	Height above ground	Total elevation
	deg	deg	m	m	m
Threshold	55.041205	-1.677424	71.51	15.24	86.75
2-mile point	55.052951	-1.631262	59.35	196.08	255.43

Route Receptor(s)

Name: Route 1
Route type Two-way
View angle: 50.0 deg

Vertex	Latitude	Longitude	Ground elevation	Height above ground	Total elevation
	deg	deg	m	m	m
1	54.931159	-1.470625	38.81	0.00	38.81
2	54.930814	-1.470969	37.92	0.00	37.92
3	54.925241	-1.472857	36.46	0.00	36.46
4	54.924304	-1.473286	36.45	0.00	36.45
5	54.923169	-1.474273	34.72	0.00	34.72
6	54.922429	-1.475003	35.75	0.00	35.75
7	54.921813	-1.476247	37.70	0.00	37.70
8	54.921566	-1.477234	38.18	0.00	38.18
9	54.916559	-1.498263	42.01	0.00	42.01
10	54.916288	-1.499078	41.26	0.00	41.26
11	54.916017	-1.499979	41.70	0.00	41.70
12	54.915301	-1.500580	41.91	0.00	41.91
13	54.914808	-1.500795	42.13	0.00	42.13
14	54.914191	-1.500537	44.64	0.00	44.64
15	54.913722	-1.500580	45.62	0.00	45.62
16	54.913352	-1.501138	46.28	0.00	46.28
17	54.913229	-1.502769	47.86	0.00	47.86

Name: Route 10
Route type Two-way
View angle: 50.0 deg

Vertex	Latitude	Longitude	Ground elevation	Height above ground	Total elevation
	deg	deg	m	m	m
1	54.913292	-1.503102	48.50	0.00	48.50
2	54.913650	-1.503423	49.01	0.00	49.01
3	54.914328	-1.503359	46.95	0.00	46.95
4	54.915463	-1.503552	46.02	0.00	46.02
5	54.916795	-1.504067	46.04	0.00	46.04
6	54.917510	-1.504411	45.61	0.00	45.61
7	54.917917	-1.504947	46.74	0.00	46.74
8	54.918115	-1.505719	49.56	0.00	49.56
9	54.918263	-1.510569	56.57	0.00	56.57
10	54.918176	-1.511878	56.16	0.00	56.16
11	54.917954	-1.513337	55.98	0.00	55.98
12	54.918028	-1.514753	57.69	0.00	57.69
13	54.918349	-1.515483	56.35	0.00	56.35

Name: Route 11
Route type Two-way
View angle: 50.0 deg

Vertex	Latitude	Longitude	Ground elevation	Height above ground	Total elevation
	deg	deg	m	m	m
1	54.945552	-1.515590	53.96	0.00	53.96
2	54.944073	-1.517650	56.47	0.00	56.47
3	54.942101	-1.520826	58.03	0.00	58.03
4	54.938995	-1.523658	55.70	0.00	55.70
5	54.934656	-1.527950	59.10	0.00	59.10
6	54.934015	-1.529151	58.11	0.00	58.11
7	54.932239	-1.532584	62.86	0.00	62.86
8	54.930415	-1.534730	67.81	0.00	67.81

Name: Route 12
Route type Two-way
View angle: 50.0 deg

Vertex	Latitude	Longitude	Ground elevation	Height above ground	Total elevation
	deg	deg	m	m	m
1	54.955607	-1.497651	31.68	0.00	31.68
2	54.953931	-1.502458	34.77	0.00	34.77
3	54.950185	-1.509925	43.24	0.00	43.24
4	54.947918	-1.514131	49.89	0.00	49.89
5	54.945798	-1.515333	53.11	0.00	53.11

Name: Route 13
Route type Two-way
View angle: 50.0 deg

Vertex	Latitude	Longitude	Ground elevation	Height above ground	Total elevation
	deg	deg	m	m	m
1	54.952206	-1.506234	40.53	0.00	40.53
2	54.954720	-1.509839	43.14	0.00	43.14
3	54.959032	-1.515805	40.43	0.00	40.43
4	54.960252	-1.521019	42.27	0.00	42.27
5	54.960979	-1.525718	45.83	0.00	45.83

Name: Route 14
Route type Two-way
View angle: 50.0 deg

Vertex	Latitude	Longitude	Ground elevation	Height above ground	Total elevation
	deg	deg	m	m	m
1	54.923004	-1.507329	49.41	0.00	49.41
2	54.922067	-1.507329	48.66	0.00	48.66
3	54.921179	-1.507930	49.92	0.00	49.92
4	54.920957	-1.508831	51.75	0.00	51.75
5	54.920933	-1.510719	52.33	0.00	52.33
6	54.920908	-1.511749	50.71	0.00	50.71
7	54.920316	-1.513466	51.38	0.00	51.38
8	54.919403	-1.514367	53.25	0.00	53.25
9	54.918195	-1.515740	57.50	0.00	57.50
10	54.917850	-1.516255	59.85	0.00	59.85
11	54.917702	-1.517328	59.38	0.00	59.38

Name: Route 15
Route type Two-way
View angle: 50.0 deg

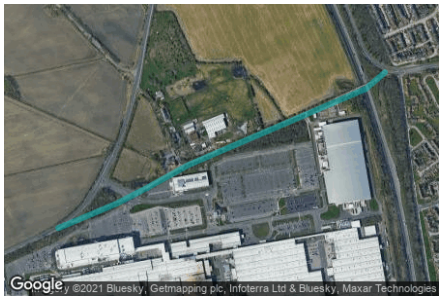

Vertex	Latitude	Longitude	Ground elevation	Height above ground	Total elevation
	deg	deg	m	m	m
1	54.925766	-1.461753	34.07	0.00	34.07
2	54.925347	-1.462611	33.06	0.00	33.06
3	54.923424	-1.470465	33.77	0.00	33.77
4	54.922856	-1.472267	34.01	0.00	34.01
5	54.922437	-1.473683	35.38	0.00	35.38
6	54.921820	-1.476258	37.65	0.00	37.65

Name: Route 16
Route type Two-way
View angle: 50.0 deg

Vertex	Latitude	Longitude	Ground elevation	Height above ground	Total elevation
	deg	deg	m	m	m
1	54.899803	-1.455680	42.88	0.00	42.88
2	54.898766	-1.457225	42.89	0.00	42.89
3	54.897828	-1.459199	42.54	0.00	42.54
4	54.897039	-1.461688	42.81	0.00	42.81
5	54.895410	-1.467782	42.34	0.00	42.34
6	54.893287	-1.473104	42.76	0.00	42.76
7	54.887907	-1.486150	39.29	0.00	39.29
8	54.883957	-1.495591	37.94	0.00	37.94
9	54.882180	-1.497737	36.42	0.00	36.42
10	54.878773	-1.500570	38.23	0.00	38.23

Name: Route 2
Route type Two-way
View angle: 50.0 deg

Vertex	Latitude	Longitude	Ground elevation	Height above ground	Total elevation
	deg	deg	m	m	m
1	54.918705	-1.489014	40.00	0.00	40.00
2	54.917139	-1.487920	38.93	0.00	38.93
3	54.916744	-1.487834	39.77	0.00	39.77
4	54.916313	-1.487963	39.69	0.00	39.69
5	54.915967	-1.488392	40.43	0.00	40.43
6	54.915758	-1.488972	40.25	0.00	40.25
7	54.915252	-1.490753	39.88	0.00	39.88
8	54.912008	-1.488135	38.35	0.00	38.35
9	54.911663	-1.487899	36.97	0.00	36.97
10	54.911182	-1.486997	36.03	0.00	36.03
11	54.911058	-1.486440	35.87	0.00	35.87

Name: Route 3
Route type Two-way
View angle: 50.0 deg

Vertex	Latitude	Longitude	Ground elevation	Height above ground	Total elevation
	deg	deg	m	m	m
1	54.915943	-1.480346	36.97	0.00	36.97
2	54.915314	-1.481075	38.02	0.00	38.02
3	54.914413	-1.482255	37.79	0.00	37.79
4	54.913685	-1.483307	38.43	0.00	38.43
5	54.912970	-1.484401	39.16	0.00	39.16
6	54.912440	-1.485131	38.79	0.00	38.79
7	54.911835	-1.485753	38.39	0.00	38.39
8	54.909467	-1.488221	36.74	0.00	36.74
9	54.908677	-1.488843	37.87	0.00	37.87
10	54.907444	-1.489229	40.05	0.00	40.05
11	54.906371	-1.489229	40.96	0.00	40.96

Name: Route 4
Route type Two-way
View angle: 50.0 deg

Vertex	Latitude	Longitude	Ground elevation	Height above ground	Total elevation
	deg	deg	m	m	m
1	54.909011	-1.462471	38.12	0.00	38.12
2	54.907974	-1.467621	35.63	0.00	35.63
3	54.906691	-1.476805	30.63	0.00	30.63
4	54.905704	-1.488049	35.55	0.00	35.55
5	54.905606	-1.499379	43.27	0.00	43.27
6	54.905507	-1.512511	53.05	0.00	53.05
7	54.906099	-1.520750	66.07	0.00	66.07
8	54.906198	-1.523583	67.43	0.00	67.43
9	54.905803	-1.527102	66.16	0.00	66.16
10	54.902842	-1.534912	65.72	0.00	65.72
11	54.901757	-1.539719	68.25	0.00	68.25
12	54.901115	-1.545126	83.00	0.00	83.00
13	54.901757	-1.549761	91.36	0.00	91.36
14	54.906593	-1.558859	115.57	0.00	115.57

Name: Route 5
Route type Two-way
View angle: 50.0 deg

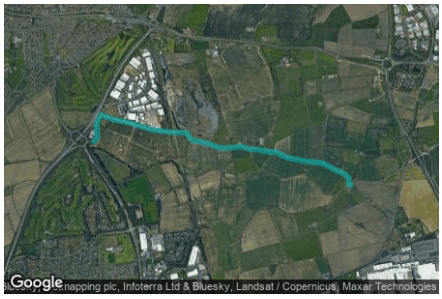

Vertex	Latitude	Longitude	Ground elevation	Height above ground	Total elevation
	deg	deg	m	m	m
1	54.933995	-1.525943	63.11	0.00	63.11
2	54.934414	-1.525385	60.49	0.00	60.49
3	54.935745	-1.525471	57.83	0.00	57.83
4	54.936337	-1.525042	56.02	0.00	56.02
5	54.936707	-1.524699	55.97	0.00	55.97
6	54.936213	-1.522510	57.40	0.00	57.40
7	54.936066	-1.521137	57.63	0.00	57.63
8	54.935597	-1.518004	55.71	0.00	55.71
9	54.935153	-1.515515	54.81	0.00	54.81
10	54.934956	-1.512811	47.72	0.00	47.72
11	54.934882	-1.509807	46.34	0.00	46.34
12	54.934808	-1.509335	47.43	0.00	47.43
13	54.934364	-1.509035	47.31	0.00	47.31
14	54.934118	-1.508520	46.31	0.00	46.31
15	54.934019	-1.507575	45.89	0.00	45.89
16	54.933699	-1.505301	43.56	0.00	43.56
17	54.933403	-1.504185	43.00	0.00	43.00
18	54.933304	-1.502898	44.04	0.00	44.04
19	54.933378	-1.500966	45.77	0.00	45.77
20	54.933477	-1.499851	47.41	0.00	47.41
21	54.933181	-1.498220	45.43	0.00	45.43
22	54.933156	-1.496932	44.23	0.00	44.23
23	54.932885	-1.494572	38.76	0.00	38.76
24	54.932910	-1.493714	41.74	0.00	41.74
25	54.932318	-1.491654	39.77	0.00	39.77
26	54.932047	-1.489122	38.85	0.00	38.85
27	54.931973	-1.488435	38.74	0.00	38.74
28	54.931751	-1.485302	38.50	0.00	38.50
29	54.931134	-1.483285	37.49	0.00	37.49
30	54.930617	-1.481354	37.56	0.00	37.56
31	54.930222	-1.480753	35.74	0.00	35.74
32	54.929704	-1.480710	35.50	0.00	35.50
33	54.929532	-1.480367	36.54	0.00	36.54

Name: Route 6
Route type Two-way
View angle: 50.0 deg

Vertex	Latitude	Longitude	Ground elevation	Height above ground	Total elevation
	deg	deg	m	m	m
1	54.925722	-1.472792	36.56	0.00	36.56
2	54.925870	-1.473479	35.17	0.00	35.17
3	54.927942	-1.476955	36.66	0.00	36.66
4	54.929224	-1.479272	36.85	0.00	36.85
5	54.929582	-1.480452	36.59	0.00	36.59
6	54.929859	-1.479948	37.62	0.00	37.62
7	54.929952	-1.479444	36.70	0.00	36.70
8	54.929785	-1.476901	38.90	0.00	38.90
9	54.929871	-1.474970	37.21	0.00	37.21
10	54.931154	-1.471193	37.83	0.00	37.83
11	54.931215	-1.470614	39.24	0.00	39.24
12	54.931918	-1.469498	42.55	0.00	42.55
13	54.932744	-1.467095	40.89	0.00	40.89
14	54.933891	-1.464112	39.60	0.00	39.60
15	54.934149	-1.463662	40.59	0.00	40.59
16	54.935136	-1.462846	40.91	0.00	40.91
17	54.935505	-1.462246	41.22	0.00	41.22
18	54.936183	-1.460658	44.11	0.00	44.11
19	54.938649	-1.458233	52.23	0.00	52.23
20	54.939339	-1.457160	54.08	0.00	54.08
21	54.940448	-1.456109	52.42	0.00	52.42
22	54.941558	-1.456731	44.94	0.00	44.94
23	54.942137	-1.457439	44.58	0.00	44.58

Name: Route 7
Route type Two-way
View angle: 50.0 deg

Vertex	Latitude	Longitude	Ground elevation	Height above ground	Total elevation
	deg	deg	m	m	m
1	54.943727	-1.450873	51.62	0.00	51.62
2	54.943222	-1.451324	52.82	0.00	52.82
3	54.942840	-1.452160	53.90	0.00	53.90
4	54.942667	-1.454049	52.17	0.00	52.17
5	54.942445	-1.456001	44.30	0.00	44.30
6	54.942100	-1.457911	45.17	0.00	45.17
7	54.941570	-1.460035	38.69	0.00	38.69
8	54.941385	-1.461473	32.22	0.00	32.22
9	54.941792	-1.463297	33.13	0.00	33.13
10	54.941928	-1.464584	34.95	0.00	34.95
11	54.941903	-1.466215	35.10	0.00	35.10
12	54.941977	-1.471429	33.66	0.00	33.66
13	54.942322	-1.474219	34.84	0.00	34.84
14	54.942174	-1.475421	35.99	0.00	35.99
15	54.942544	-1.480656	38.81	0.00	38.81
16	54.943160	-1.485463	38.42	0.00	38.42
17	54.943407	-1.488810	37.08	0.00	37.08
18	54.943530	-1.493402	40.55	0.00	40.55
19	54.943752	-1.495162	42.41	0.00	42.41
20	54.943998	-1.498209	44.86	0.00	44.86
21	54.945551	-1.514044	53.12	0.00	53.12
22	54.944269	-1.503831	47.60	0.00	47.60
23	54.944491	-1.508551	51.15	0.00	51.15
24	54.946315	-1.519237	51.90	0.00	51.90

Name: Route 8
Route type Two-way
View angle: 50.0 deg

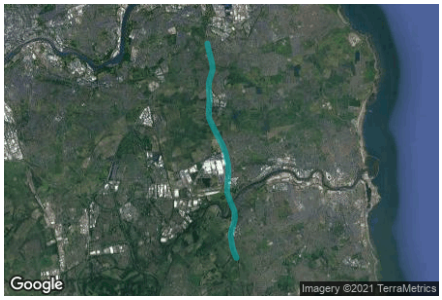

Vertex	Latitude	Longitude	Ground elevation	Height above ground	Total elevation
	deg	deg	m	m	m
1	54.968862	-1.474970	12.05	0.00	12.05
2	54.966842	-1.474283	16.06	0.00	16.06
3	54.963590	-1.472824	21.57	0.00	21.57
4	54.960682	-1.471537	18.98	0.00	18.98
5	54.958218	-1.471279	21.48	0.00	21.48
6	54.955557	-1.472653	23.45	0.00	23.45
7	54.953191	-1.473854	27.42	0.00	27.42
8	54.950678	-1.474026	29.45	0.00	29.45
9	54.947227	-1.473425	31.60	0.00	31.60
10	54.942100	-1.473940	35.98	0.00	35.98
11	54.938550	-1.473682	36.80	0.00	36.80
12	54.933521	-1.469563	34.20	0.00	34.20
13	54.927554	-1.464069	30.81	0.00	30.81
14	54.924545	-1.462095	32.03	0.00	32.03
15	54.920007	-1.460293	31.62	0.00	31.62
16	54.916208	-1.459950	31.67	0.00	31.67
17	54.912212	-1.460722	32.42	0.00	32.42
18	54.908462	-1.460894	29.31	0.00	29.31
19	54.904712	-1.458576	14.95	0.00	14.95
20	54.900962	-1.455744	42.77	0.00	42.77
21	54.898839	-1.455486	49.21	0.00	49.21
22	54.897161	-1.455658	61.59	0.00	61.59
23	54.895138	-1.456688	69.99	0.00	69.99
24	54.893608	-1.457632	76.84	0.00	76.84
25	54.890991	-1.458405	84.49	0.00	84.49
26	54.889115	-1.457975	93.63	0.00	93.63
27	54.886647	-1.457289	92.00	0.00	92.00
28	54.885363	-1.456516	95.25	0.00	95.25
29	54.883833	-1.455744	91.73	0.00	91.73
30	54.882006	-1.454285	92.45	0.00	92.45

Name: Route 9
Route type Two-way
View angle: 50.0 deg



Vertex	Latitude	Longitude	Ground elevation	Height above ground	Total elevation
	deg	deg	m	m	m
1	54.933420	-1.527987	65.64	0.00	65.64
2	54.931250	-1.525241	58.60	0.00	58.60
3	54.928636	-1.522237	56.56	0.00	56.56
4	54.926367	-1.520091	55.08	0.00	55.08
5	54.924197	-1.518889	54.18	0.00	54.18

Discrete Observation Receptors

Number	Latitude	Longitude	Ground elevation	Height above ground	Total Elevation
	deg	deg	m	m	m
OP 1	54.920648	-1.476214	37.13	0.00	37.13
OP 2	54.918576	-1.478103	36.40	0.00	36.40
OP 3	54.922325	-1.468533	32.70	0.00	32.70
OP 4	54.918527	-1.485055	39.20	0.00	39.20
OP 5	54.917047	-1.490377	39.52	0.00	39.52
OP 6	54.915148	-1.503552	44.57	0.00	44.57
OP 7	54.917861	-1.504710	46.43	0.00	46.43
OP 8	54.919470	-1.506545	50.98	0.00	50.98
OP 9	54.922498	-1.507285	49.67	0.00	49.67
OP 10	54.924940	-1.507693	43.49	0.00	43.49
OP 11	54.910263	-1.500826	44.40	0.00	44.40
OP 12	54.909153	-1.497500	41.36	0.00	41.36
OP 13	54.933373	-1.497715	46.01	0.00	46.01
OP 14	54.935764	-1.514366	52.32	0.00	52.32
OP 15	54.925710	-1.519920	54.54	0.00	54.54
OP 16	54.926401	-1.462070	36.99	0.00	36.99
OP 17	54.930001	-1.464903	40.96	0.00	40.96
OP 18	54.940208	-1.470246	35.07	0.00	35.07
OP 19	54.948983	-1.480095	33.92	0.00	33.92
OP 20	54.951004	-1.487562	34.65	0.00	34.65
OP 21	54.952434	-1.495973	33.93	0.00	33.93
OP 22	54.952631	-1.505243	37.94	0.00	37.94
OP 23	54.946371	-1.519233	51.84	0.00	51.84
OP 24	54.906717	-1.486875	35.85	0.00	35.85
OP 25	54.941589	-1.457435	46.86	0.00	46.86
OP 26	54.936412	-1.541120	72.85	0.00	72.85
OP 27	54.920087	-1.545326	118.11	0.00	118.11
OP 28	54.904792	-1.540806	81.18	0.00	81.18
OP 29	54.878531	-1.494630	64.98	0.00	64.98
OP 30	54.904677	-1.455832	9.53	0.00	9.53

Summary of PV Glare Analysis

PV configuration and total predicted glare

PV Name	Tilt	Orientation	"Green" Glare	"Yellow" Glare	Energy Produced	Data File
	deg	deg	min	min	kWh	
PV array 10	5.0	337.0	15,356	0	-	
PV array 11	2.0	337.0	7,561	0	-	
PV array 12	2.0	157.0	669	0	-	
PV array 13	5.0	157.0	1,981	760	-	
PV array 14	5.0	337.0	21,156	0	-	
PV array 15	2.0	337.0	7,660	0	-	
PV array 16	0.0	180.0	2,865	0	-	
PV array 17	3.0	157.0	544	0	-	
PV array 18	4.0	157.0	1,053	0	-	
PV array 19	4.0	157.0	3,207	0	-	
PV array 2	5.0	337.0	21,532	0	-	
PV array 3	2.0	337.0	7,903	0	-	
PV array 4	2.0	157.0	2,791	24	-	
PV array 5	5.0	157.0	3,425	1,415	-	
PV array 6	5.0	337.0	16,693	0	-	
PV array 7	2.0	337.0	15,598	0	-	
PV array 8	3.0	157.0	1,515	0	-	
PV array 9	0.0	180.0	4,146	0	-	

Distinct glare per month

Excludes overlapping glare from PV array for multiple receptors at matching time(s)

PV	Jan	Feb	Mar	Apr	May	Jun	Jul	Aug	Sep	Oct	Nov	Dec
pv-array-10 (green)	2872	905	515	265	0	0	0	47	514	607	2595	2211
pv-array-10 (yellow)	0	0	0	0	0	0	0	0	0	0	0	0
pv-array-11 (green)	1160	164	148	122	0	0	0	0	189	175	624	2156
pv-array-11 (yellow)	0	0	0	0	0	0	0	0	0	0	0	0
pv-array-12 (green)	0	0	80	28	32	137	62	0	101	0	0	0
pv-array-12 (yellow)	0	0	0	0	0	0	0	0	0	0	0	0
pv-array-13 (green)	0	0	61	94	329	315	326	169	107	1	0	0
pv-array-13 (yellow)	0	0	0	3	187	280	245	45	0	0	0	0
pv-array-14 (green)	1920	827	616	267	57	0	1	91	569	803	1486	2619
pv-array-14 (yellow)	0	0	0	0	0	0	0	0	0	0	0	0
pv-array-15 (green)	1018	564	220	97	2	0	0	2	178	518	727	1783
pv-array-15 (yellow)	0	0	0	0	0	0	0	0	0	0	0	0
pv-array-16 (green)	235	363	150	27	2	0	0	2	140	280	281	451
pv-array-16 (yellow)	0	0	0	0	0	0	0	0	0	0	0	0
pv-array-17 (green)	0	0	43	0	36	105	68	1	42	0	0	0
pv-array-17 (yellow)	0	0	0	0	0	0	0	0	0	0	0	0
pv-array-18 (green)	0	0	20	0	84	202	149	9	20	0	0	0
pv-array-18 (yellow)	0	0	0	0	0	0	0	0	0	0	0	0
pv-array-19 (green)	0	0	37	72	751	867	917	207	83	0	0	0
pv-array-19 (yellow)	0	0	0	0	0	0	0	0	0	0	0	0
pv-array-2 (green)	2589	890	655	329	0	0	0	89	606	779	2134	2634
pv-array-2 (yellow)	0	0	0	0	0	0	0	0	0	0	0	0
pv-array-3 (green)	946	253	198	140	99	0	43	61	255	240	599	1500
pv-array-3 (yellow)	0	0	0	0	0	0	0	0	0	0	0	0
pv-array-4 (green)	0	3	131	166	336	491	333	290	154	23	0	116
pv-array-4 (yellow)	0	0	0	0	12	0	4	8	0	0	0	0
pv-array-5 (green)	0	0	78	142	357	482	357	194	148	2	0	0
pv-array-5 (yellow)	0	0	0	169	477	16	321	340	5	0	0	0
pv-array-6 (green)	2944	840	654	280	122	0	9	146	560	748	2512	2811
pv-array-6 (yellow)	0	0	0	0	0	0	0	0	0	0	0	0
pv-array-7 (green)	1634	681	420	85	0	0	0	0	267	686	1220	2224
pv-array-7 (yellow)	0	0	0	0	0	0	0	0	0	0	0	0
pv-array-8 (green)	0	0	52	27	307	427	396	90	69	0	0	0
pv-array-8 (yellow)	0	0	0	0	0	0	0	0	0	0	0	0
pv-array-9 (green)	688	401	203	16	6	28	10	0	150	337	627	771
pv-array-9 (yellow)	0	0	0	0	0	0	0	0	0	0	0	0

PV & Receptor Analysis Results

Results for each PV array and receptor

PV array 10 low potential for temporary after-image

Component	Green glare (min)	Yellow glare (min)
FP: FP 1	0	0
FP: FP 2	0	0
OP: OP 1	0	0
OP: OP 2	0	0

OP: OP 3	0	0
OP: OP 4	0	0
OP: OP 5	0	0
OP: OP 6	0	0
OP: OP 7	0	0
OP: OP 8	52	0
OP: OP 9	198	0
OP: OP 10	301	0
OP: OP 11	0	0
OP: OP 12	0	0
OP: OP 13	937	0
OP: OP 14	3	0
OP: OP 15	215	0
OP: OP 16	0	0
OP: OP 17	23	0
OP: OP 18	0	0
OP: OP 19	0	0
OP: OP 20	22	0
OP: OP 21	5	0
OP: OP 22	11	0
OP: OP 23	379	0
OP: OP 24	0	0
OP: OP 25	621	0
OP: OP 26	232	0
OP: OP 27	319	0
OP: OP 28	0	0
OP: OP 29	0	0
OP: OP 30	0	0
Route: Route 1	905	0
Route: Route 10	58	0
Route: Route 11	0	0
Route: Route 12	49	0
Route: Route 13	1223	0
Route: Route 14	191	0
Route: Route 15	0	0
Route: Route 16	0	0
Route: Route 2	0	0
Route: Route 3	0	0
Route: Route 4	0	0
Route: Route 5	4286	0
Route: Route 6	1728	0
Route: Route 7	2981	0
Route: Route 8	0	0
Route: Route 9	617	0

PV array 10 - Receptor (FP 1)

No glare found

PV array 10 - Receptor (FP 2)

No glare found

PV array 10 - OP Receptor (OP 1)

No glare found

PV array 10 - OP Receptor (OP 2)

No glare found

PV array 10 - OP Receptor (OP 3)

No glare found

PV array 10 - OP Receptor (OP 4)

No glare found

PV array 10 - OP Receptor (OP 5)

No glare found

PV array 10 - OP Receptor (OP 6)

No glare found

PV array 10 - OP Receptor (OP 7)

No glare found

PV array 10 - OP Receptor (OP 8)

PV array is expected to produce the following glare for receptors at this location:

- 52 minutes of "green" glare with low potential to cause temporary after-image.
- 0 minutes of "yellow" glare with potential to cause temporary after-image.

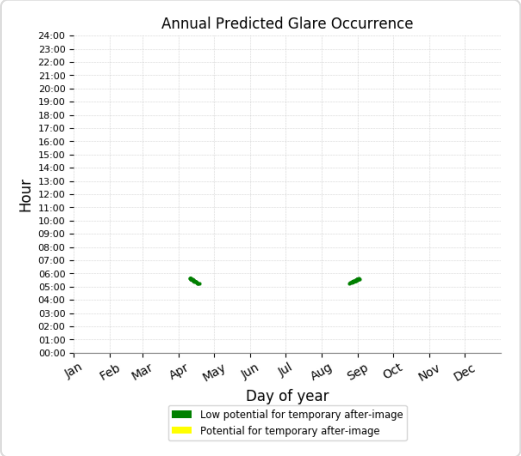

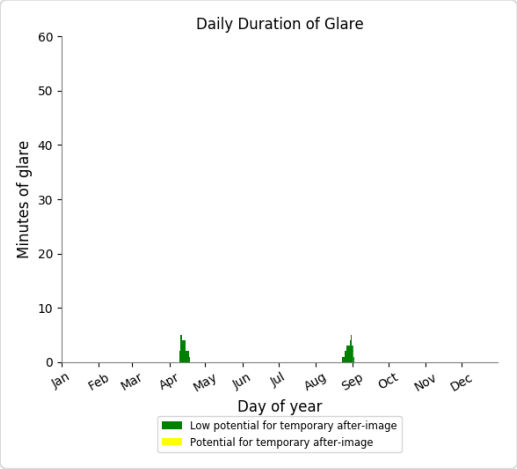

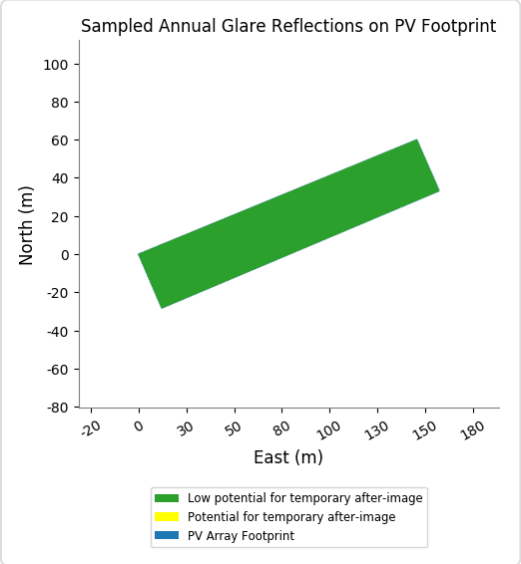

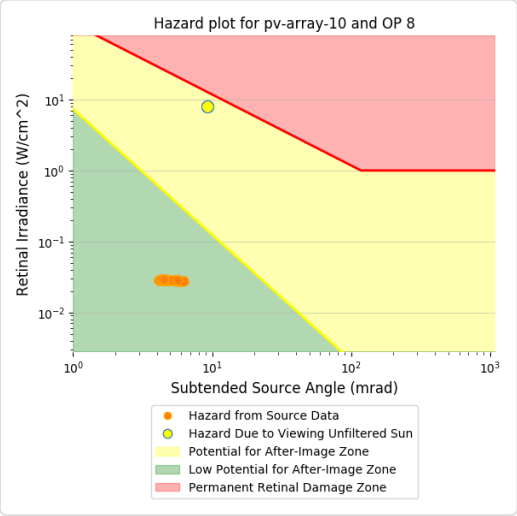

PV array 10 - OP Receptor (OP 9)

PV array is expected to produce the following glare for receptors at this location:

- 198 minutes of "green" glare with low potential to cause temporary after-image.
- 0 minutes of "yellow" glare with potential to cause temporary after-image.

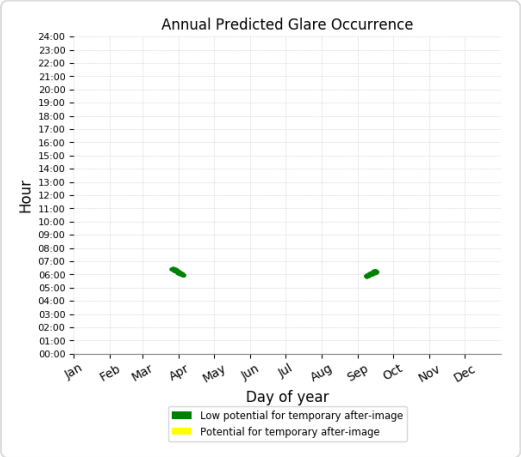

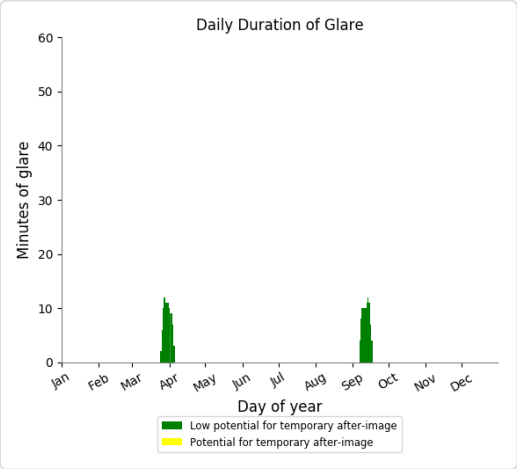

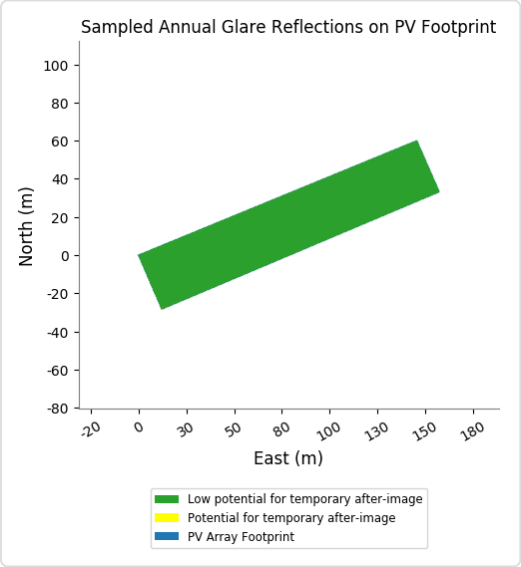

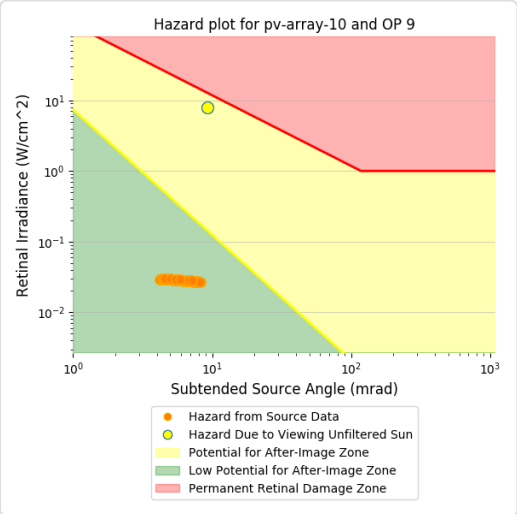

PV array 10 - OP Receptor (OP 10)

PV array is expected to produce the following glare for receptors at this location:

- 301 minutes of "green" glare with low potential to cause temporary after-image.
- 0 minutes of "yellow" glare with potential to cause temporary after-image.

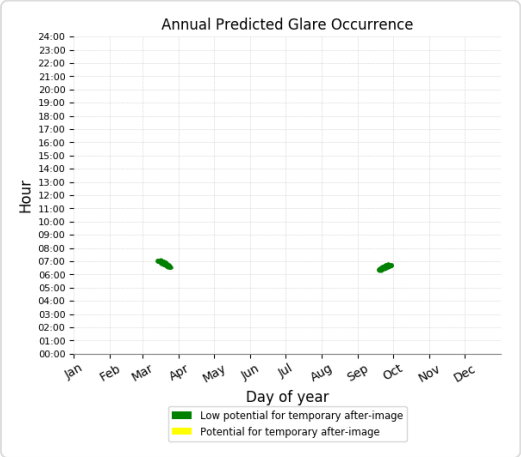

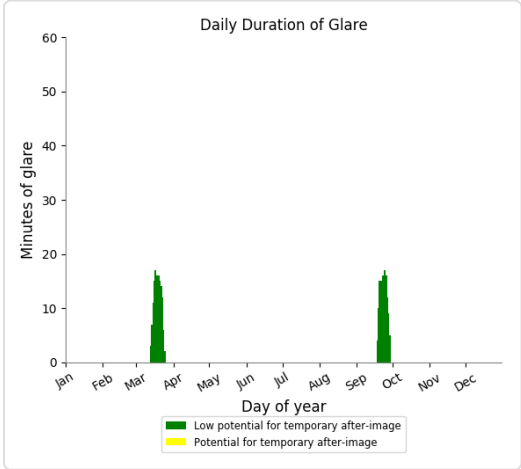

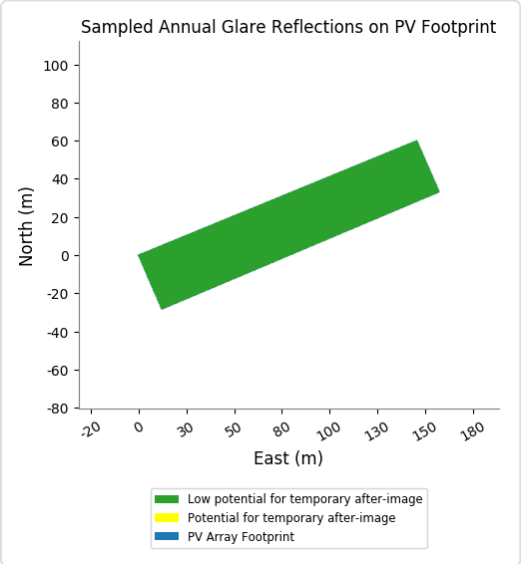

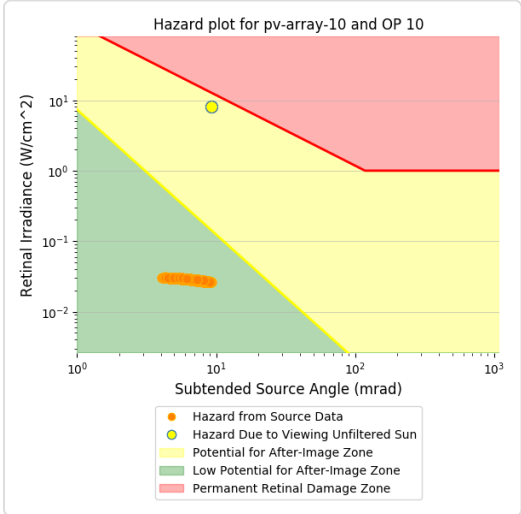

PV array 10 - OP Receptor (OP 11)

No glare found

PV array 10 - OP Receptor (OP 12)

No glare found

PV array 10 - OP Receptor (OP 13)

PV array is expected to produce the following glare for receptors at this location:

- 937 minutes of "green" glare with low potential to cause temporary after-image.
- 0 minutes of "yellow" glare with potential to cause temporary after-image.

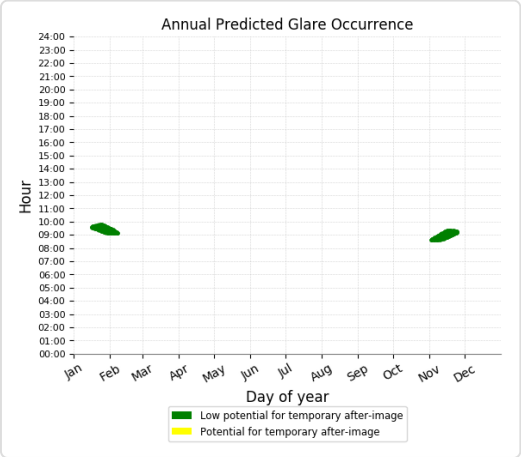

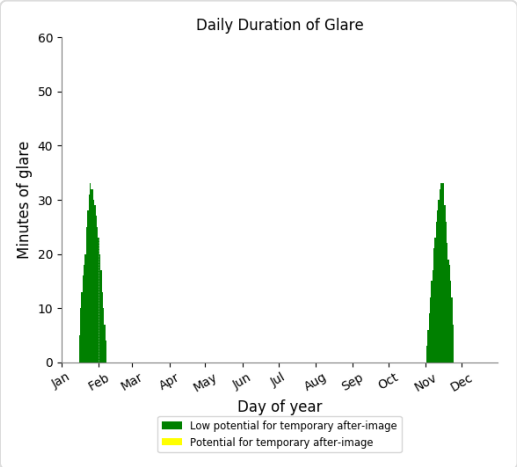

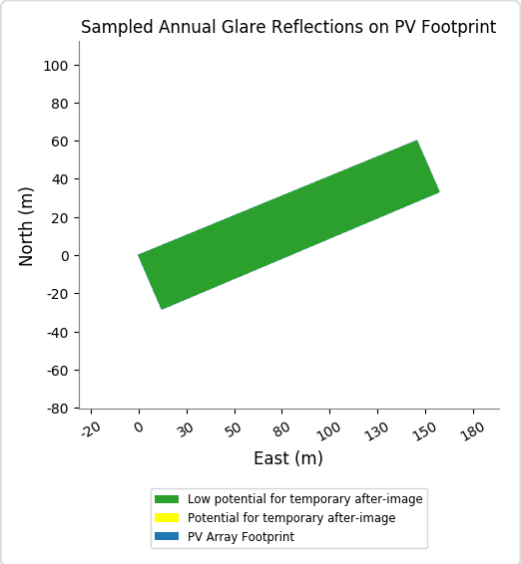

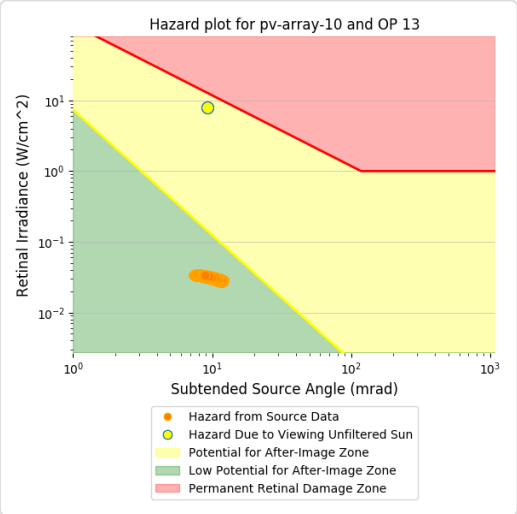

PV array 10 - OP Receptor (OP 14)

PV array is expected to produce the following glare for receptors at this location:

- 3 minutes of "green" glare with low potential to cause temporary after-image.
- 0 minutes of "yellow" glare with potential to cause temporary after-image.

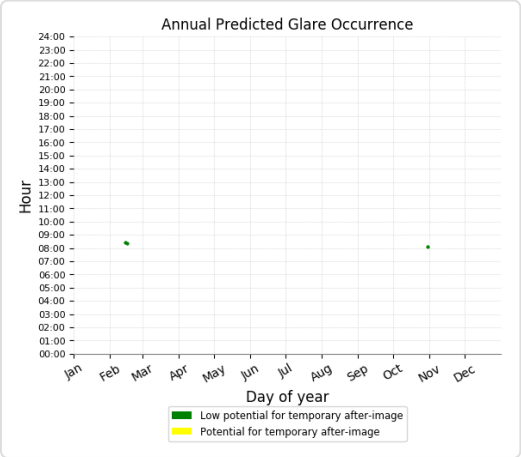

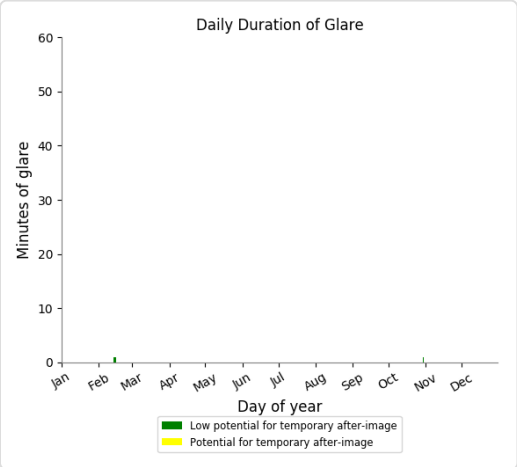

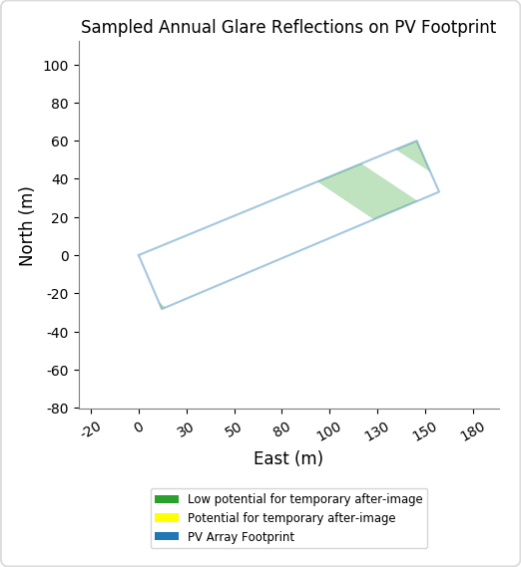

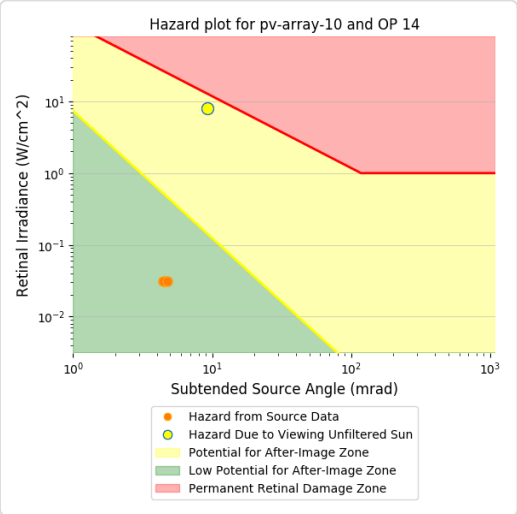

PV array 10 - OP Receptor (OP 15)

PV array is expected to produce the following glare for receptors at this location:

- 215 minutes of "green" glare with low potential to cause temporary after-image.
- 0 minutes of "yellow" glare with potential to cause temporary after-image.

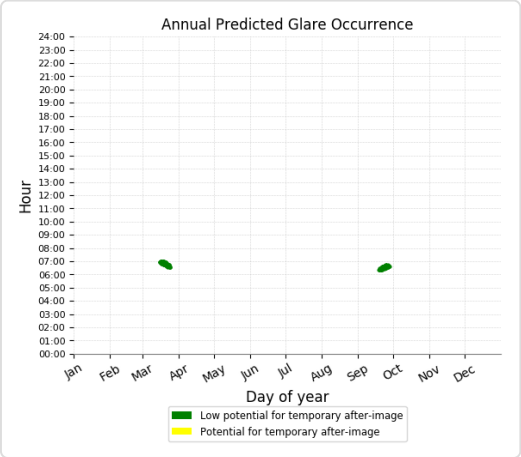

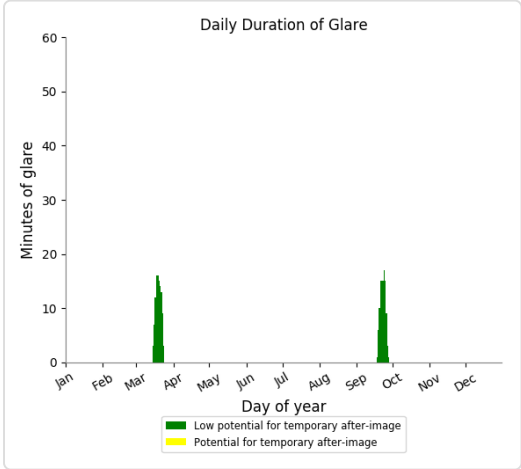

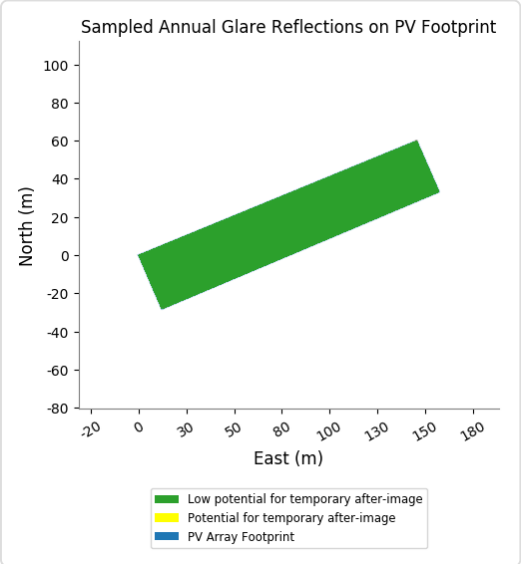

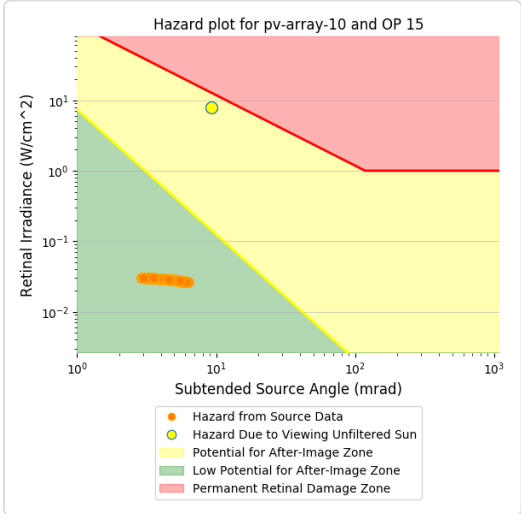

PV array 10 - OP Receptor (OP 16)

No glare found

PV array 10 - OP Receptor (OP 17)

PV array is expected to produce the following glare for receptors at this location:

- 23 minutes of "green" glare with low potential to cause temporary after-image.
- 0 minutes of "yellow" glare with potential to cause temporary after-image.

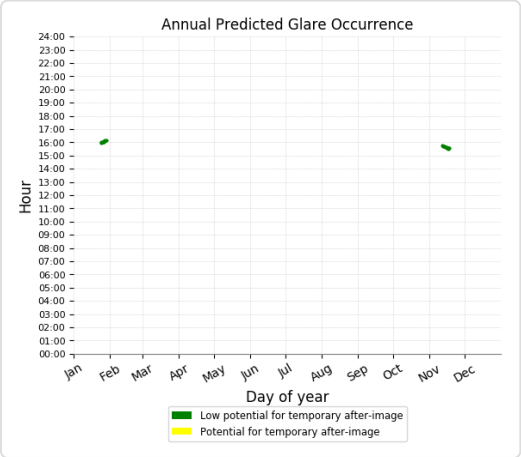

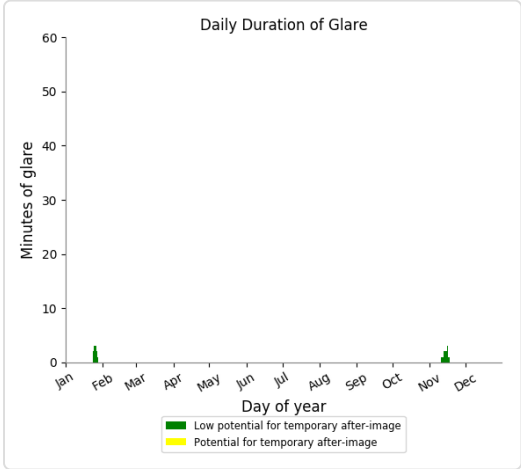

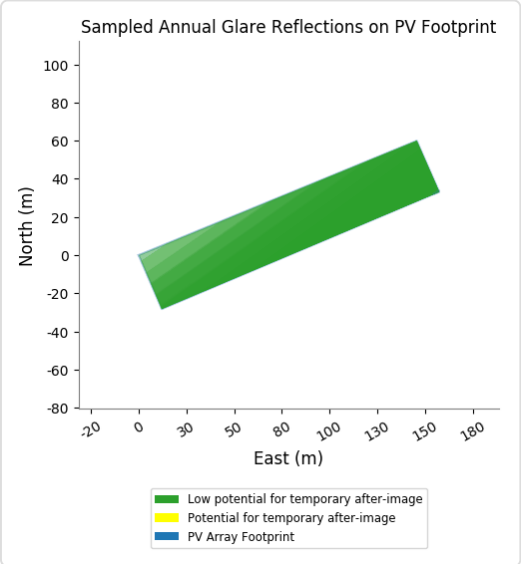

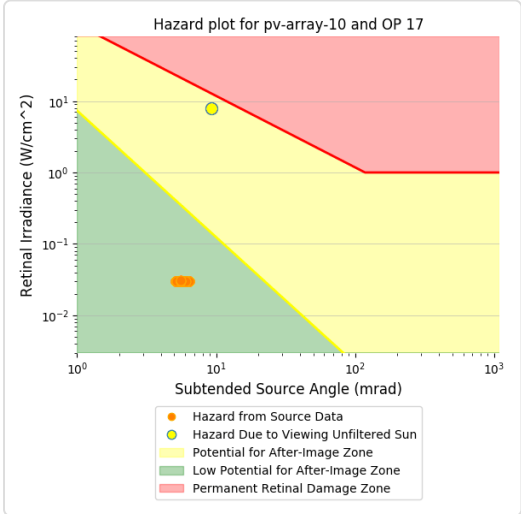

PV array 10 - OP Receptor (OP 18)

No glare found

PV array 10 - OP Receptor (OP 19)

No glare found

PV array 10 - OP Receptor (OP 20)

PV array is expected to produce the following glare for receptors at this location:

- 22 minutes of "green" glare with low potential to cause temporary after-image.
- 0 minutes of "yellow" glare with potential to cause temporary after-image.

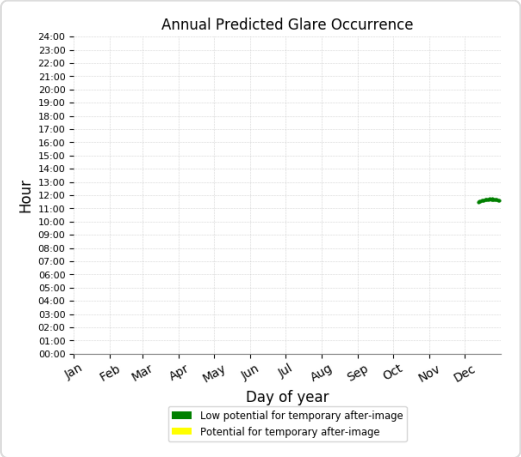

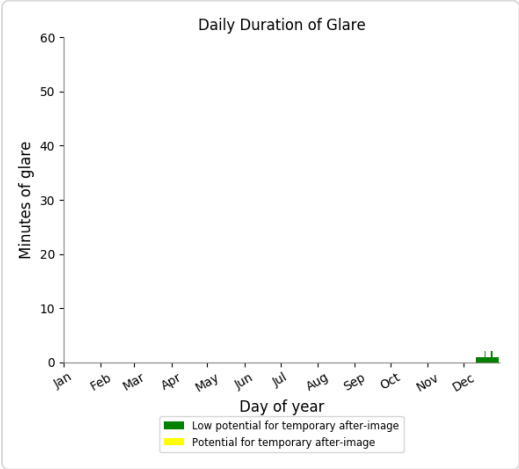

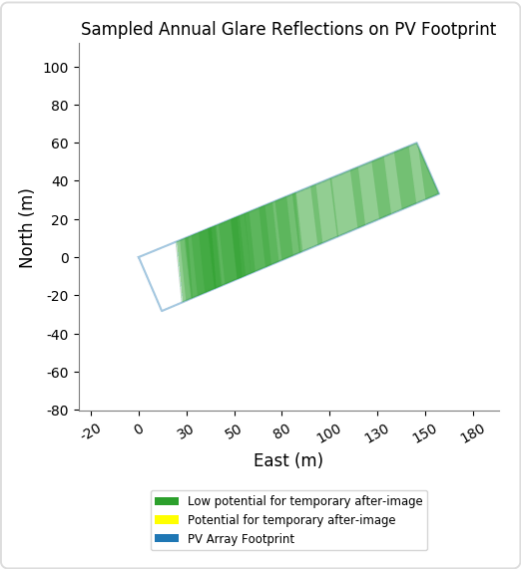

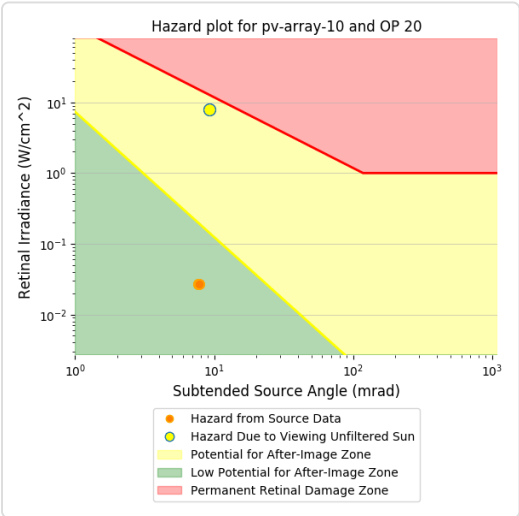

PV array 10 - OP Receptor (OP 21)

PV array is expected to produce the following glare for receptors at this location:

- 5 minutes of "green" glare with low potential to cause temporary after-image.
- 0 minutes of "yellow" glare with potential to cause temporary after-image.

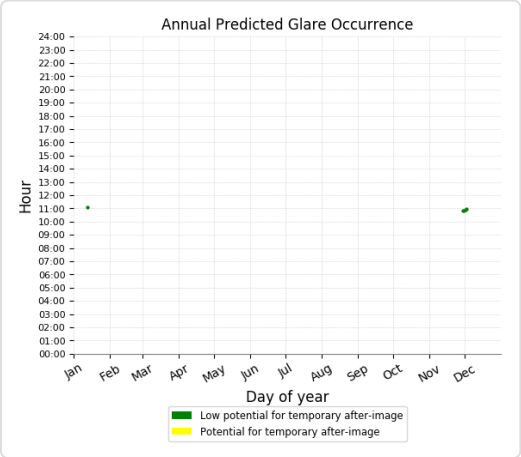

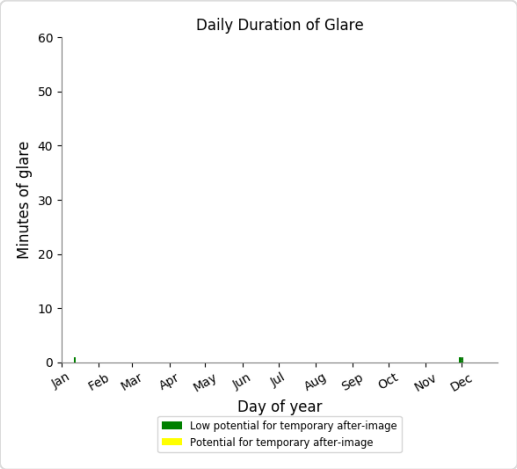

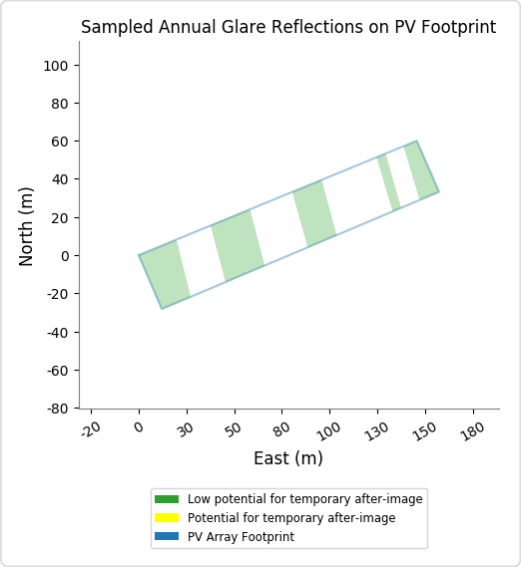

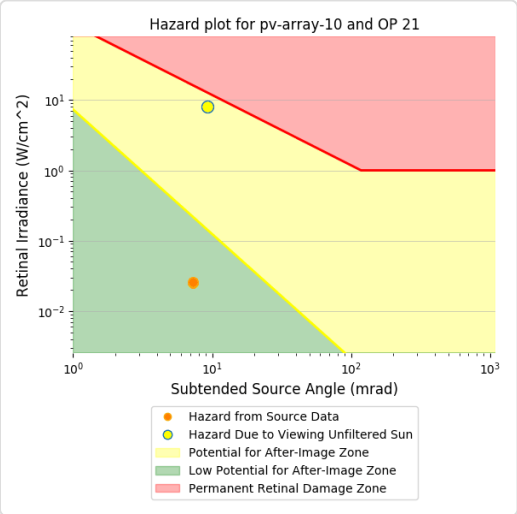

PV array 10 - OP Receptor (OP 22)

PV array is expected to produce the following glare for receptors at this location:

- 11 minutes of "green" glare with low potential to cause temporary after-image.
- 0 minutes of "yellow" glare with potential to cause temporary after-image.

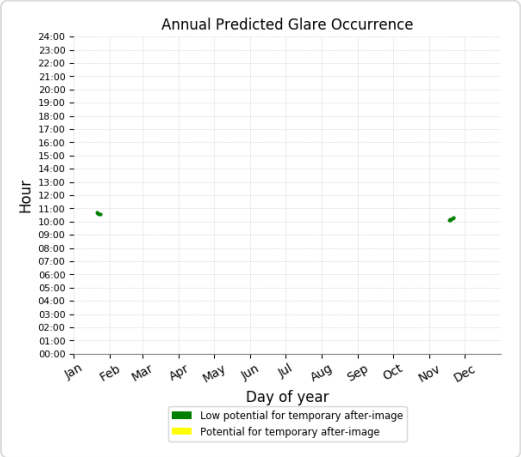

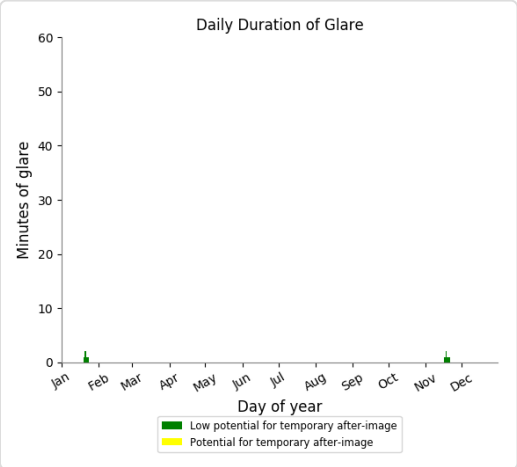

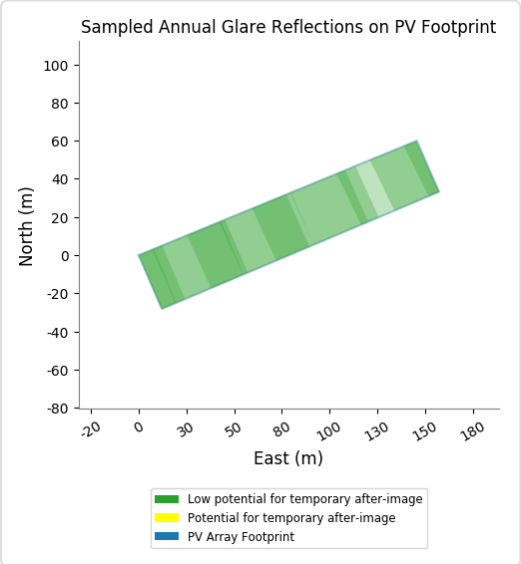

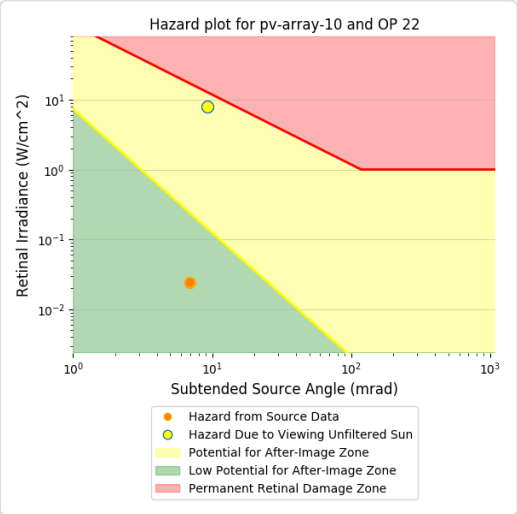

PV array 10 - OP Receptor (OP 23)

PV array is expected to produce the following glare for receptors at this location:

- 379 minutes of "green" glare with low potential to cause temporary after-image.
- 0 minutes of "yellow" glare with potential to cause temporary after-image.

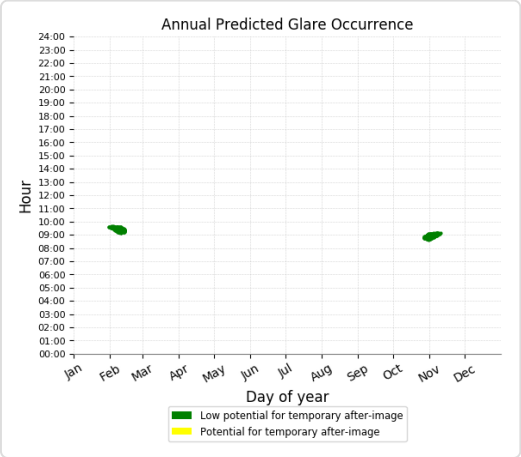

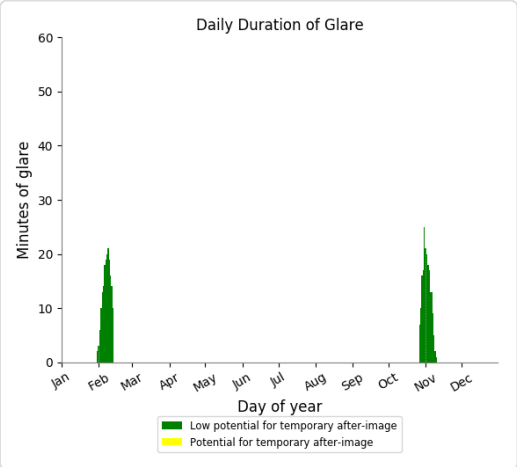

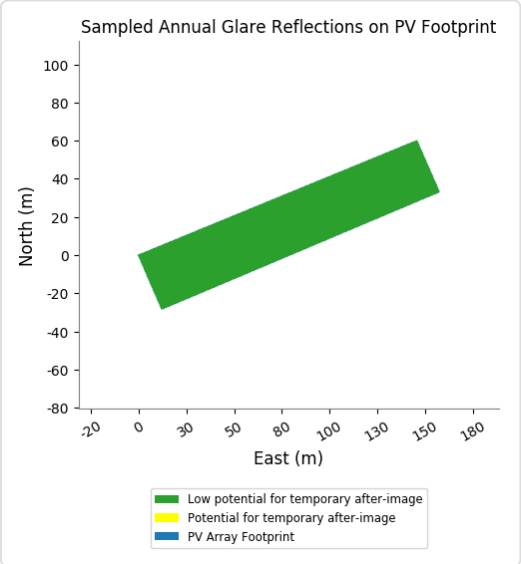

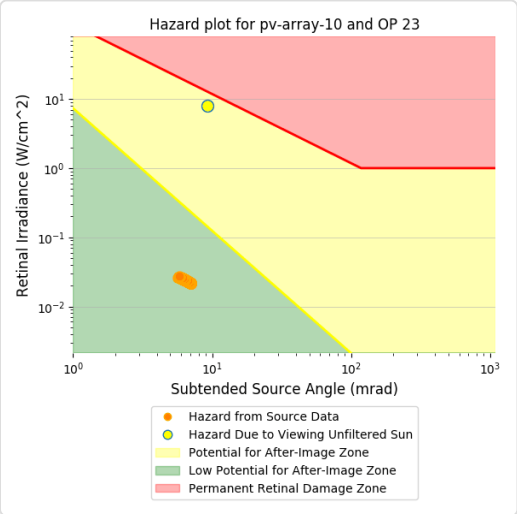

PV array 10 - OP Receptor (OP 24)

No glare found

PV array 10 - OP Receptor (OP 25)

PV array is expected to produce the following glare for receptors at this location:

- 621 minutes of "green" glare with low potential to cause temporary after-image.
- 0 minutes of "yellow" glare with potential to cause temporary after-image.

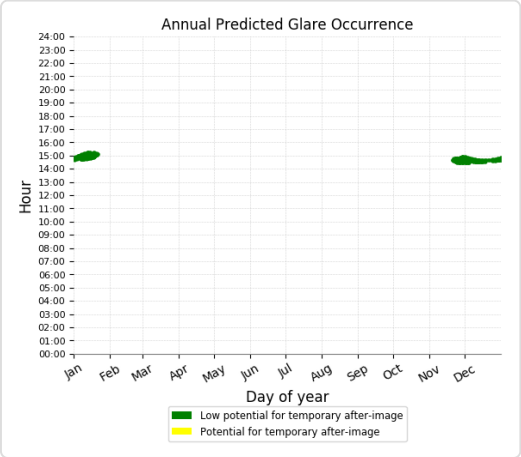

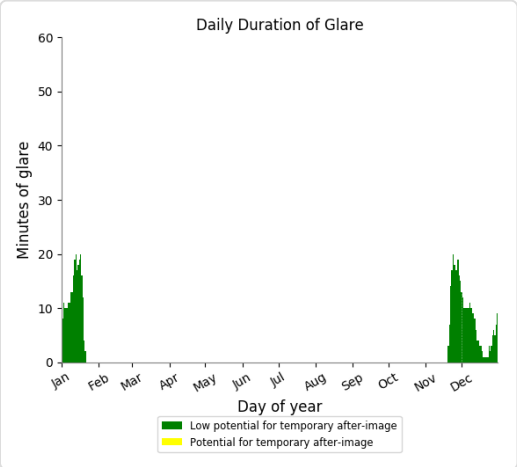

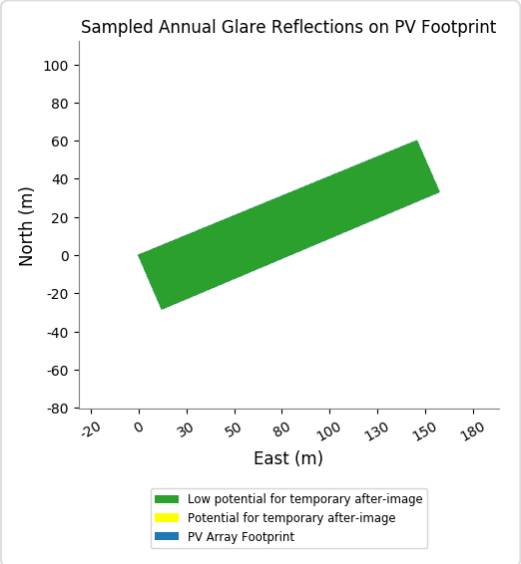

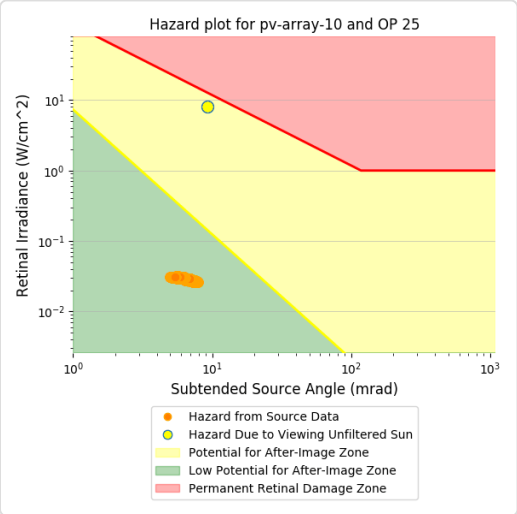

PV array 10 - OP Receptor (OP 26)

PV array is expected to produce the following glare for receptors at this location:

- 232 minutes of "green" glare with low potential to cause temporary after-image.
- 0 minutes of "yellow" glare with potential to cause temporary after-image.

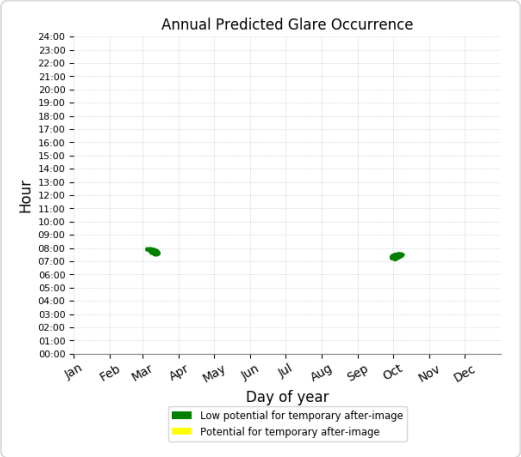

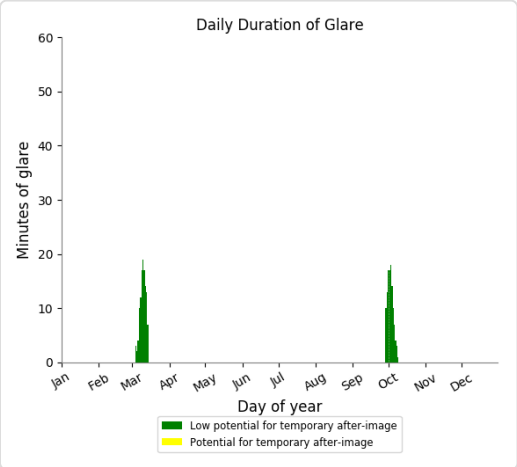

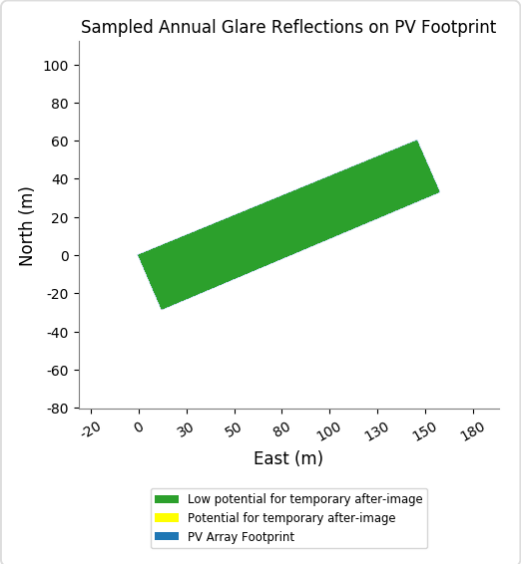

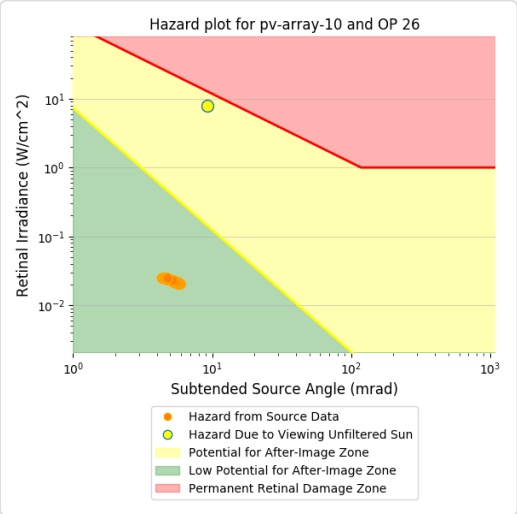

PV array 10 - OP Receptor (OP 27)

PV array is expected to produce the following glare for receptors at this location:

- 319 minutes of "green" glare with low potential to cause temporary after-image.
- 0 minutes of "yellow" glare with potential to cause temporary after-image.

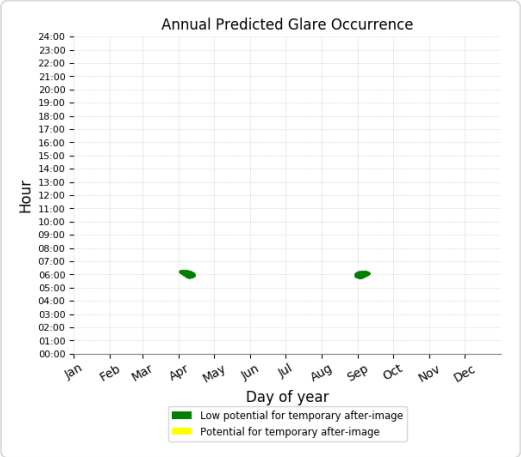

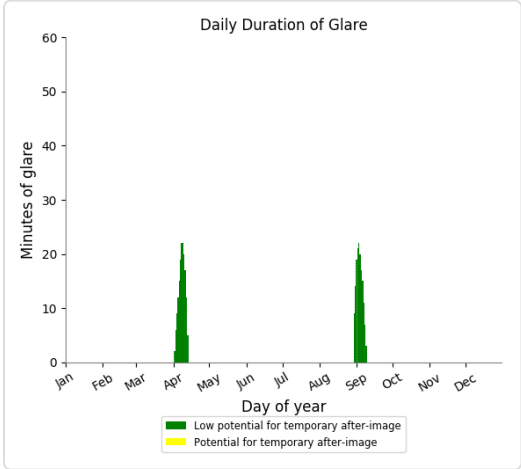

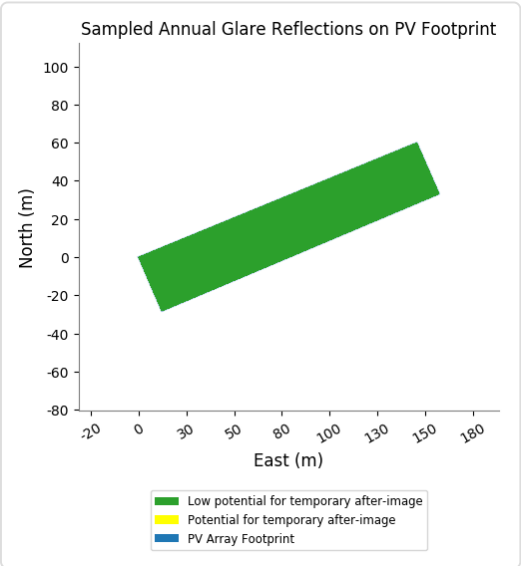

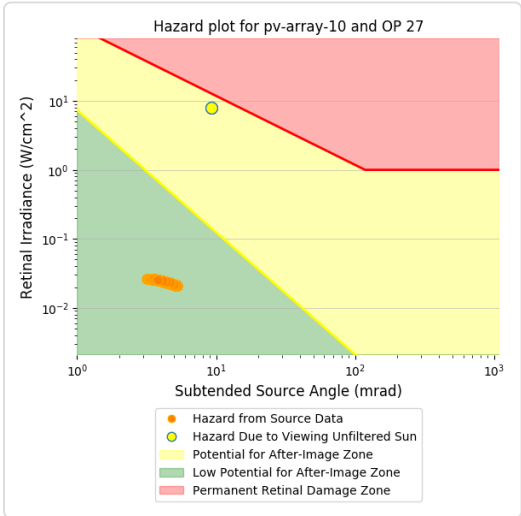

PV array 10 - OP Receptor (OP 28)

No glare found

PV array 10 - OP Receptor (OP 29)

No glare found

PV array 10 - OP Receptor (OP 30)

No glare found

PV array 10 - Route Receptor (Route 1)

PV array is expected to produce the following glare for receptors at this location:

- 905 minutes of "green" glare with low potential to cause temporary after-image.
- 0 minutes of "yellow" glare with potential to cause temporary after-image.

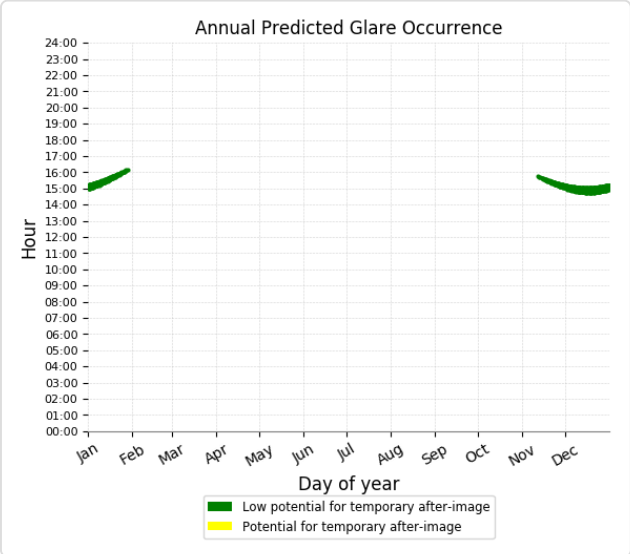

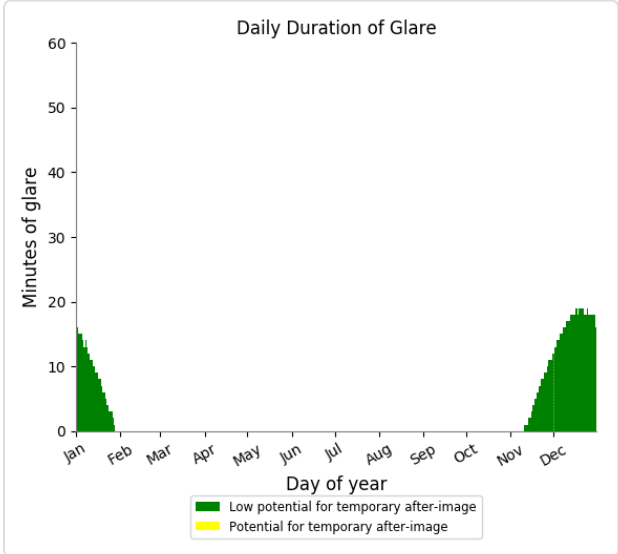

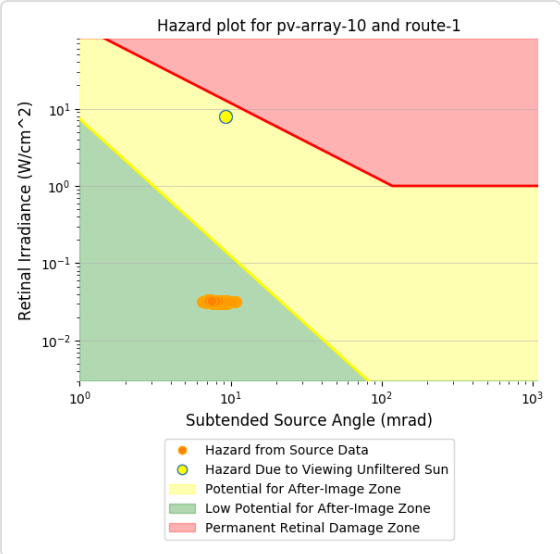

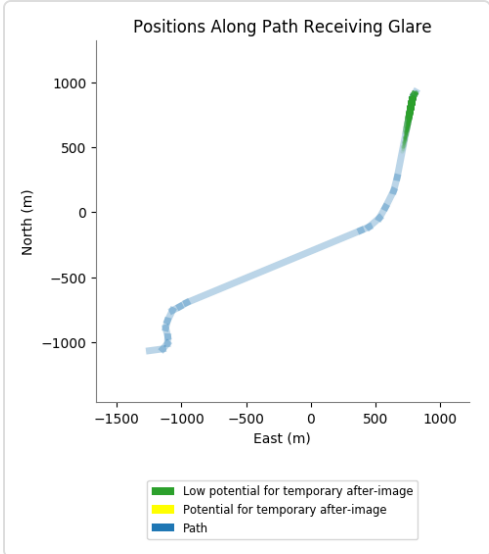

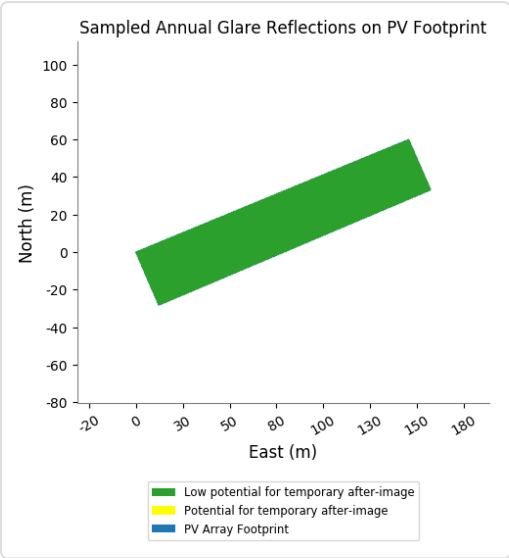

PV array 10 - Route Receptor (Route 10)

PV array is expected to produce the following glare for receptors at this location:

- 58 minutes of "green" glare with low potential to cause temporary after-image.
- 0 minutes of "yellow" glare with potential to cause temporary after-image.

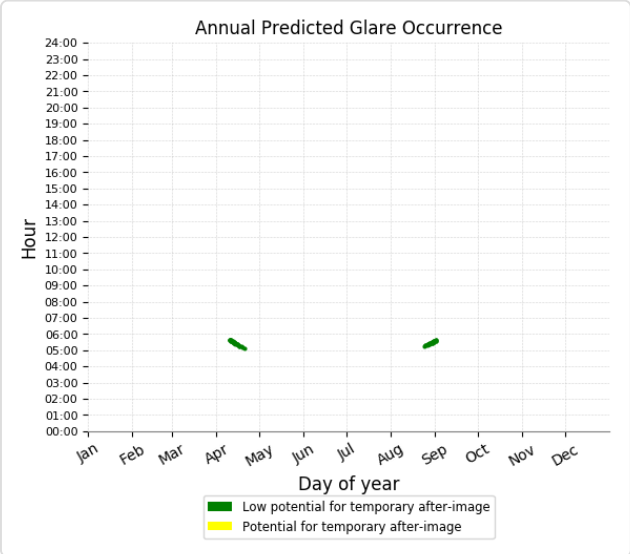

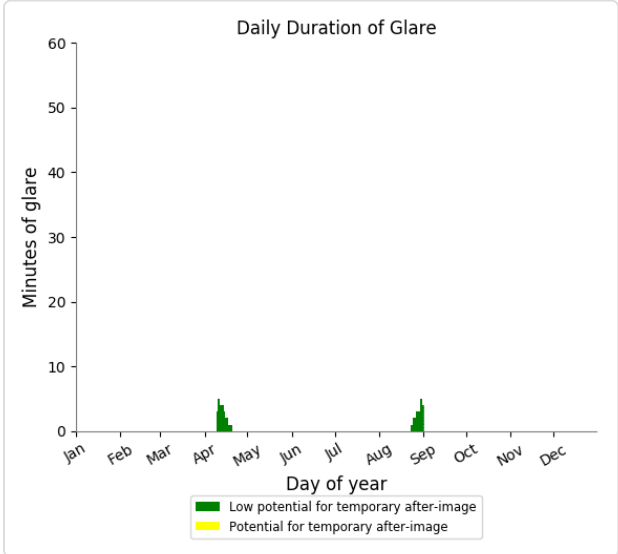

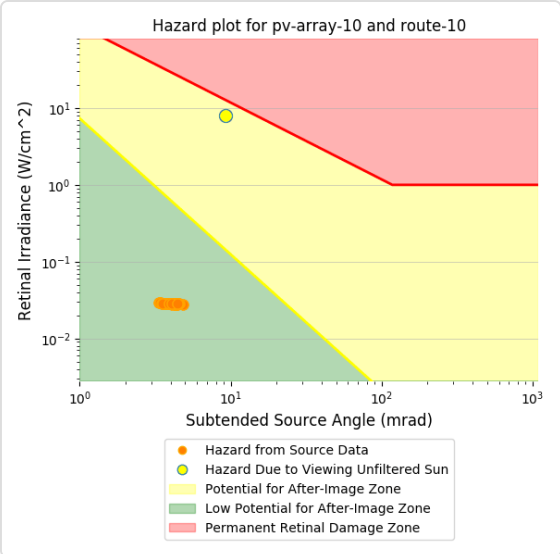

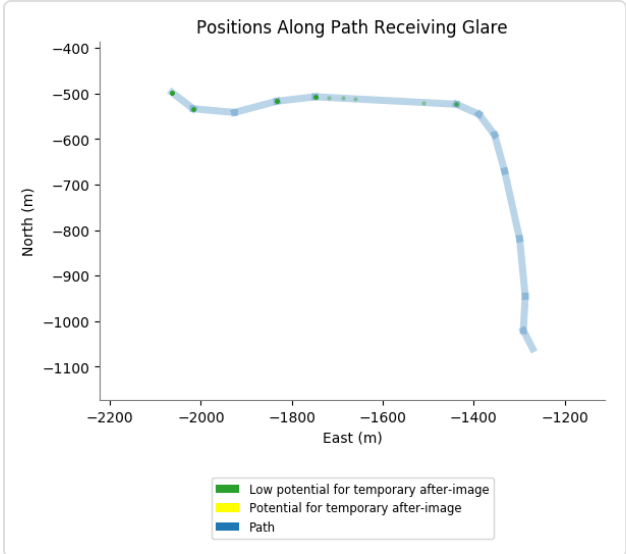

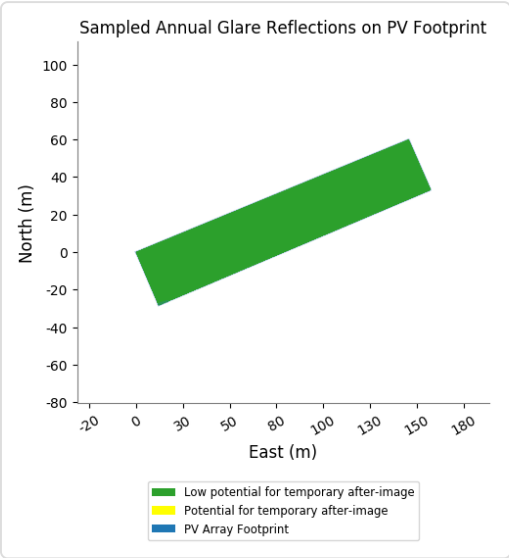

PV array 10 - Route Receptor (Route 11)

No glare found

PV array 10 - Route Receptor (Route 12)

PV array is expected to produce the following glare for receptors at this location:

- 49 minutes of "green" glare with low potential to cause temporary after-image.
- 0 minutes of "yellow" glare with potential to cause temporary after-image.

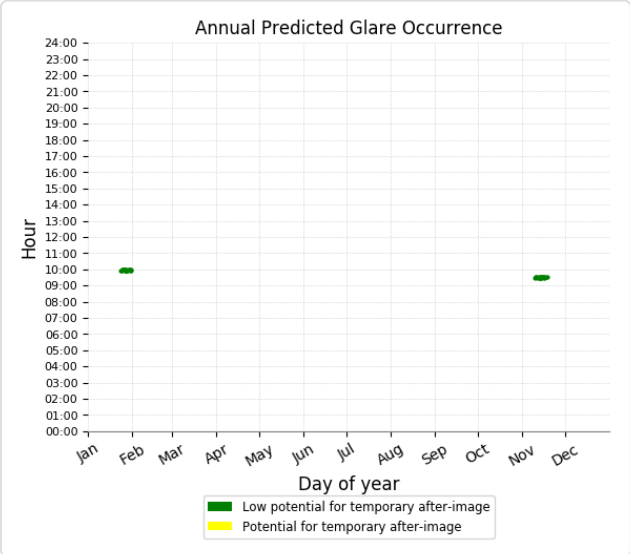

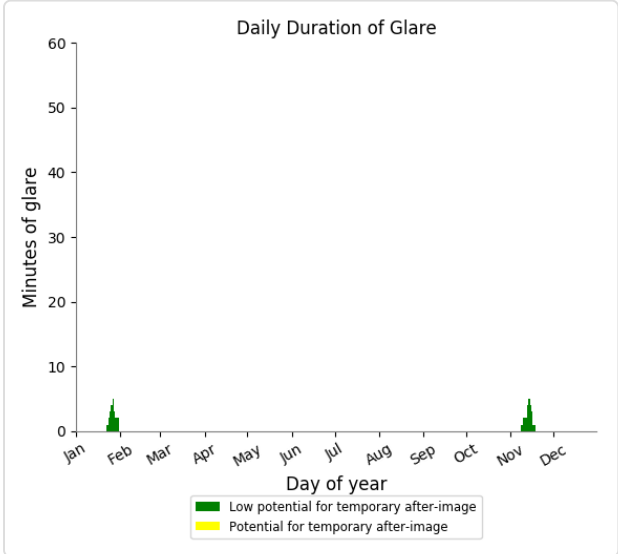

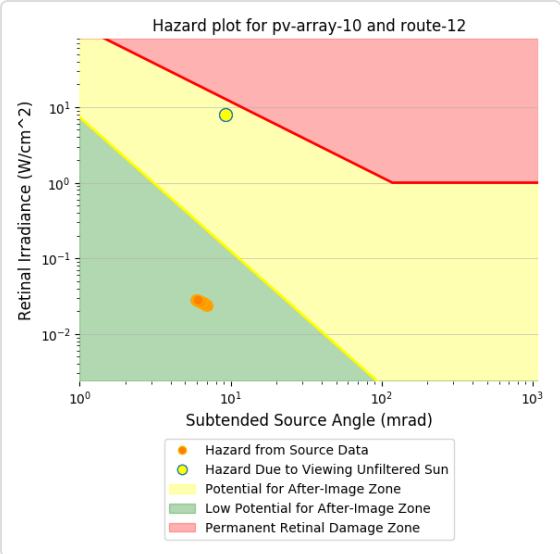

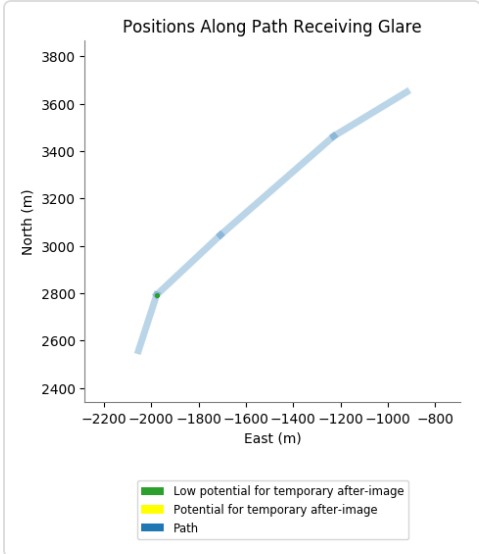

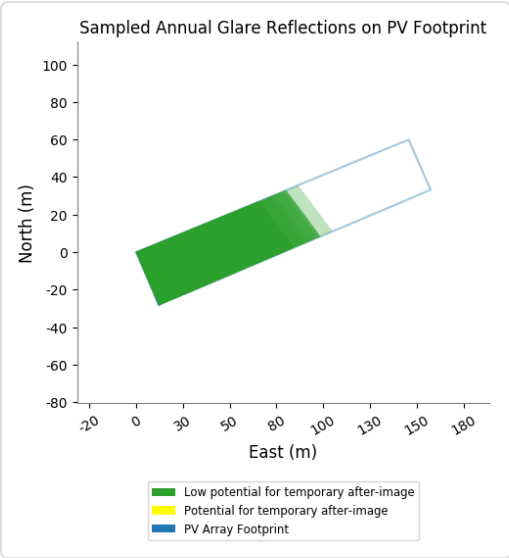

PV array 10 - Route Receptor (Route 13)

PV array is expected to produce the following glare for receptors at this location:

- 1,223 minutes of "green" glare with low potential to cause temporary after-image.
- 0 minutes of "yellow" glare with potential to cause temporary after-image.

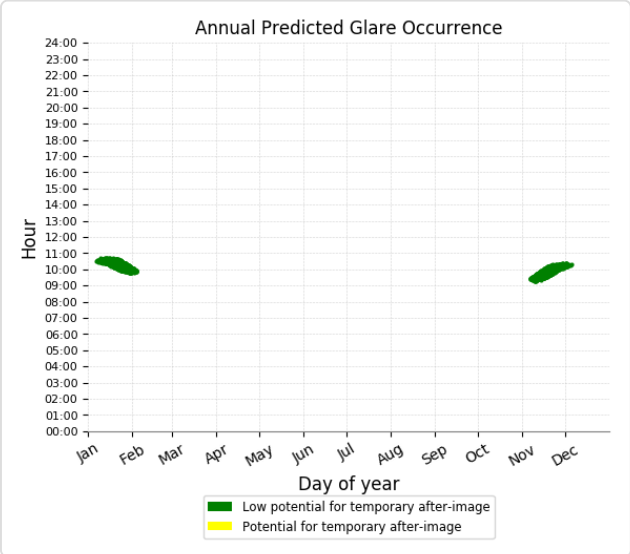

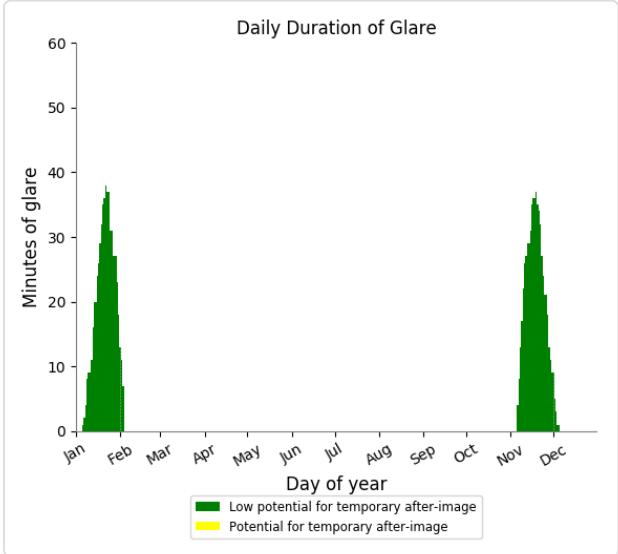

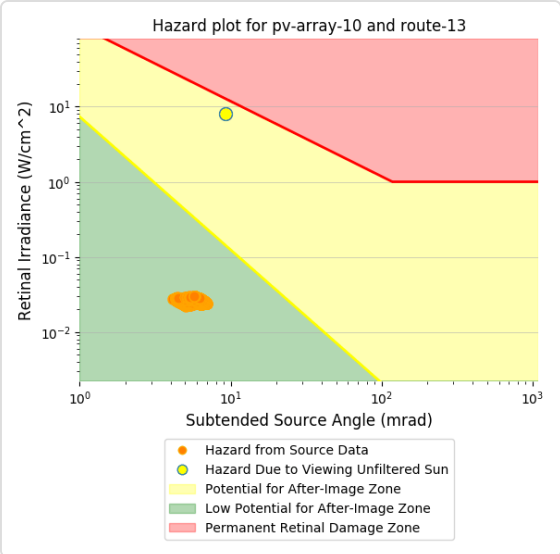

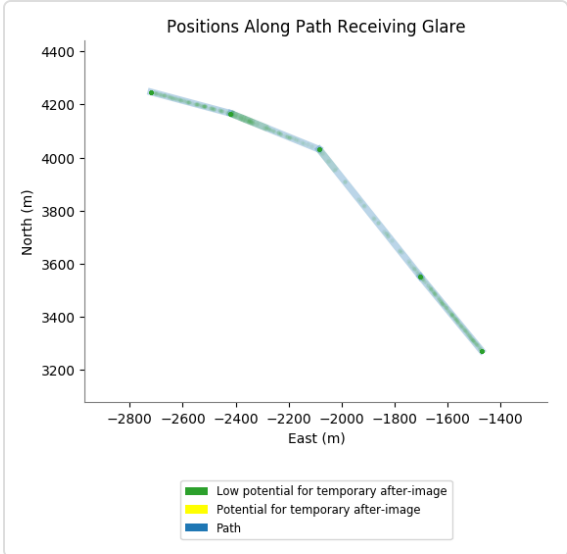

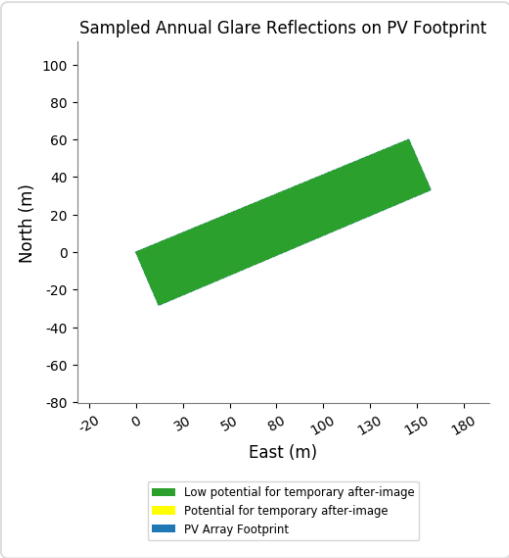

PV array 10 - Route Receptor (Route 14)

PV array is expected to produce the following glare for receptors at this location:

- 191 minutes of "green" glare with low potential to cause temporary after-image.
- 0 minutes of "yellow" glare with potential to cause temporary after-image.

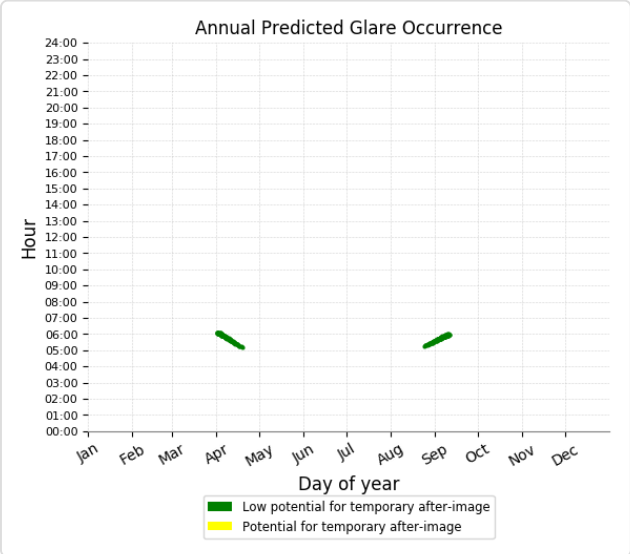

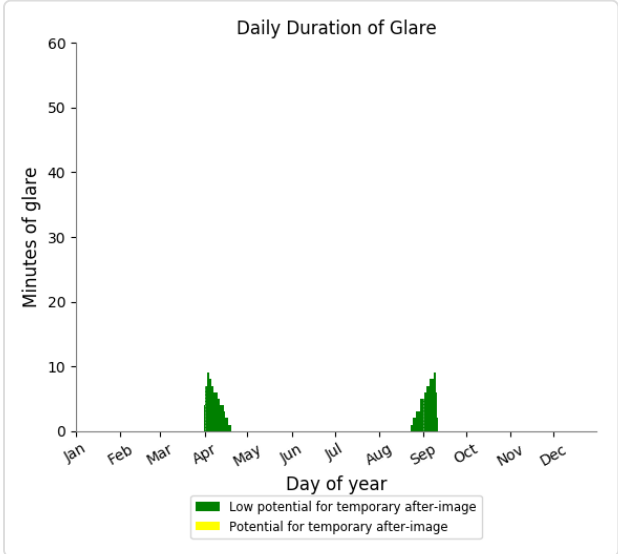

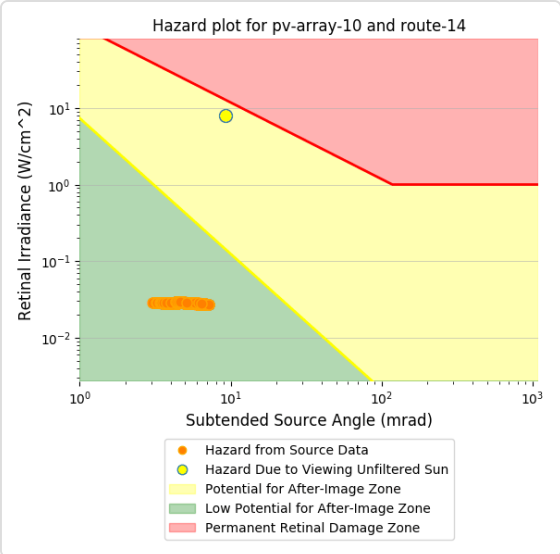

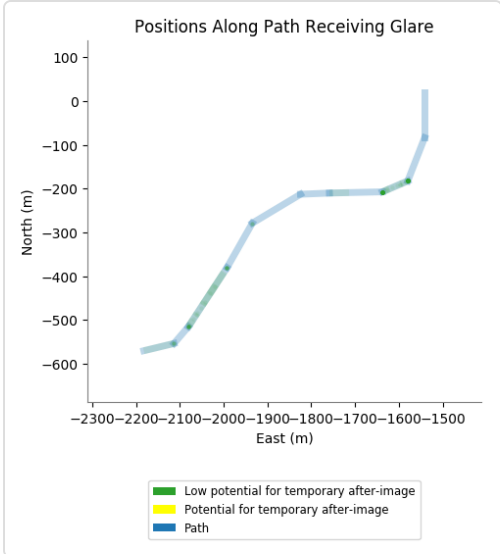

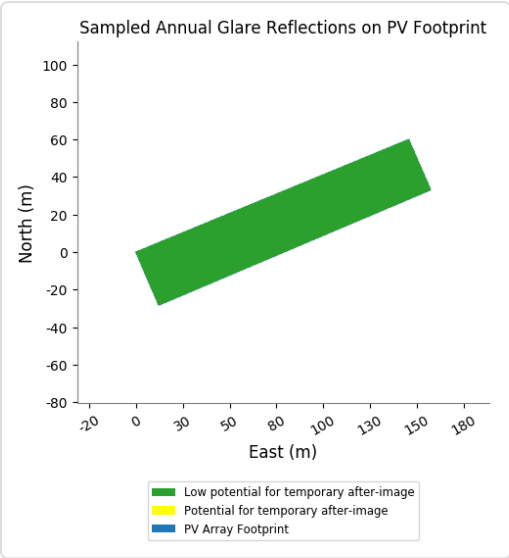

PV array 10 - Route Receptor (Route 15)

No glare found

PV array 10 - Route Receptor (Route 16)

No glare found

PV array 10 - Route Receptor (Route 2)

No glare found

PV array 10 - Route Receptor (Route 3)

No glare found

PV array 10 - Route Receptor (Route 4)

No glare found

PV array 10 - Route Receptor (Route 5)

PV array is expected to produce the following glare for receptors at this location:

- 4,286 minutes of "green" glare with low potential to cause temporary after-image.
- 0 minutes of "yellow" glare with potential to cause temporary after-image.

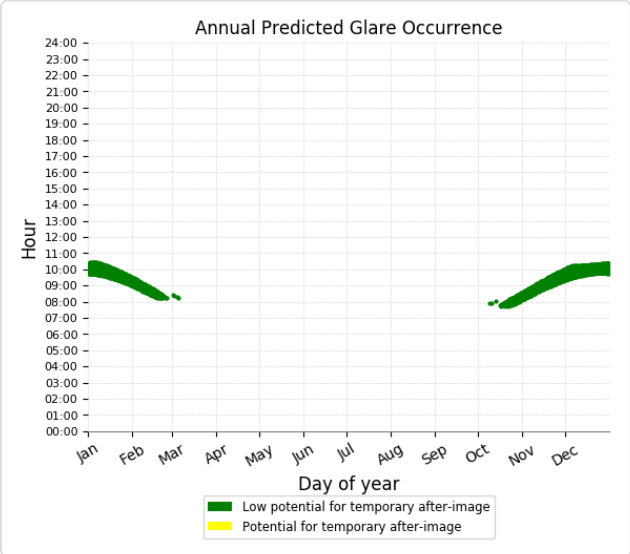

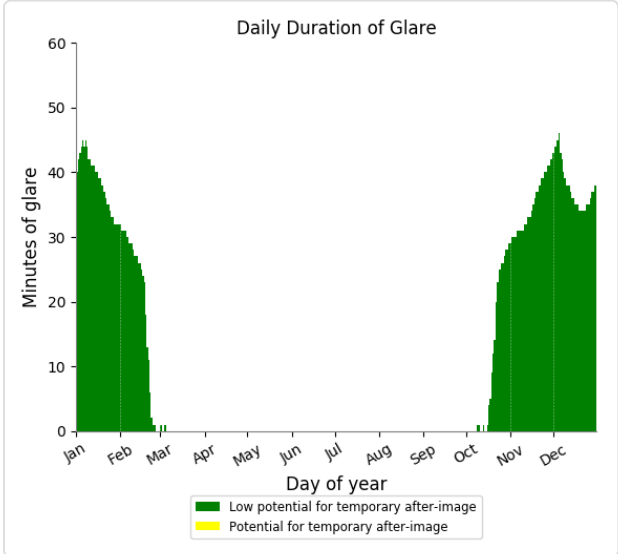

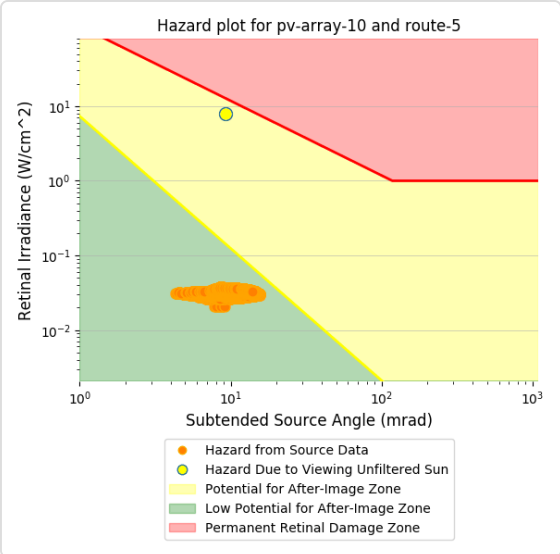

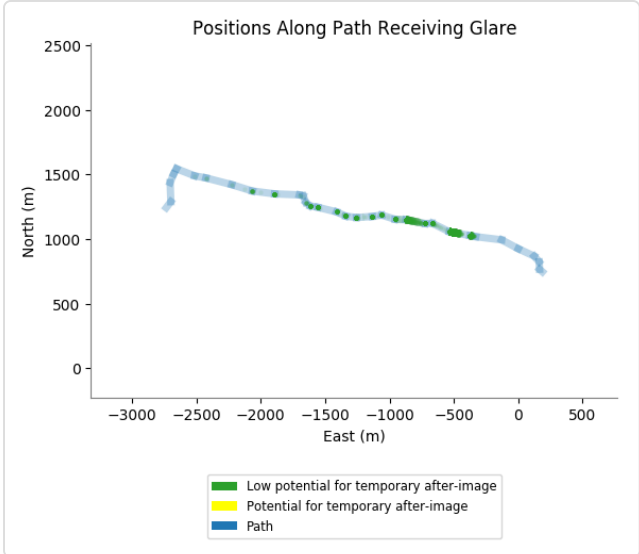

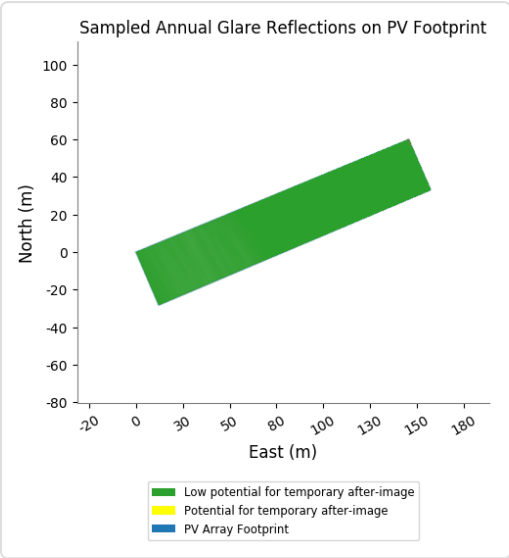

PV array 10 - Route Receptor (Route 6)

PV array is expected to produce the following glare for receptors at this location:

- 1,728 minutes of "green" glare with low potential to cause temporary after-image.
- 0 minutes of "yellow" glare with potential to cause temporary after-image.

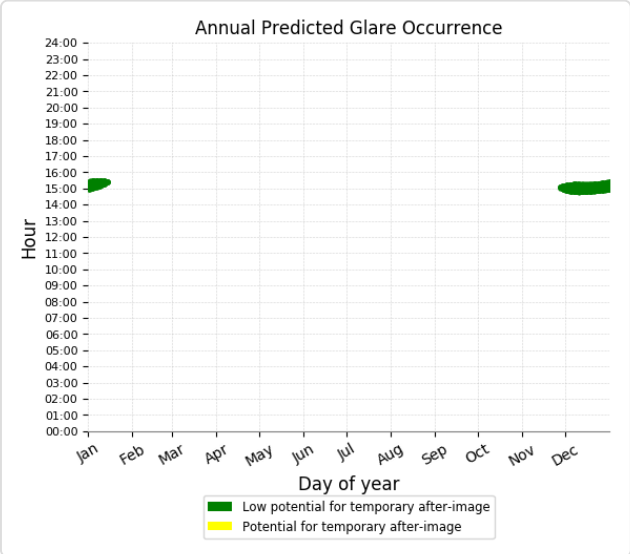

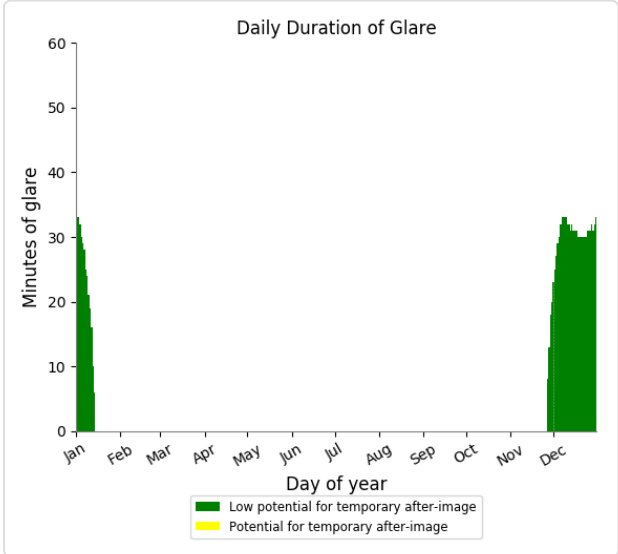

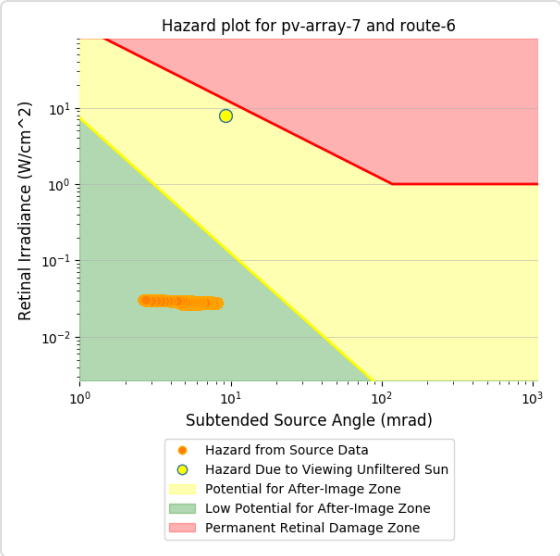

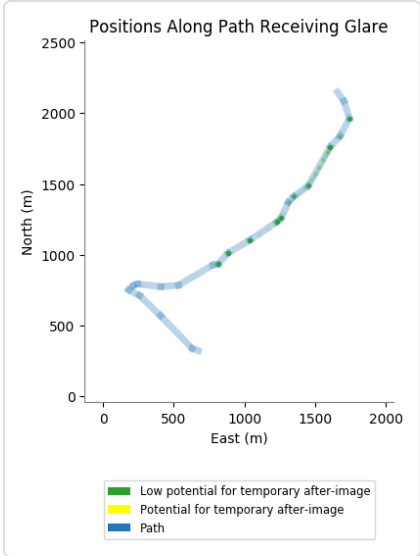

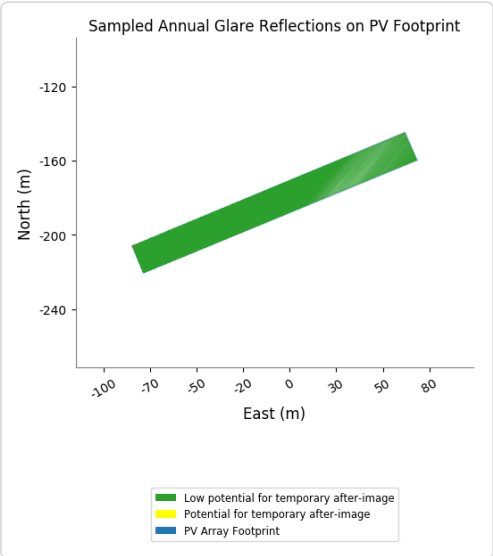

PV array 10 - Route Receptor (Route 7)

PV array is expected to produce the following glare for receptors at this location:

- 2,981 minutes of "green" glare with low potential to cause temporary after-image.
- 0 minutes of "yellow" glare with potential to cause temporary after-image.

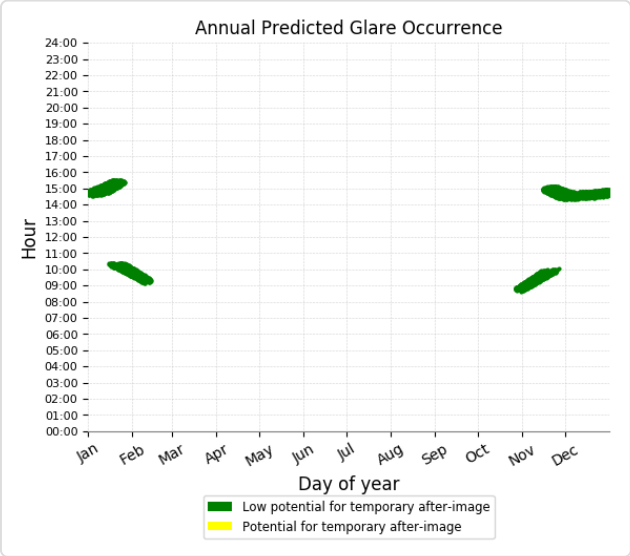

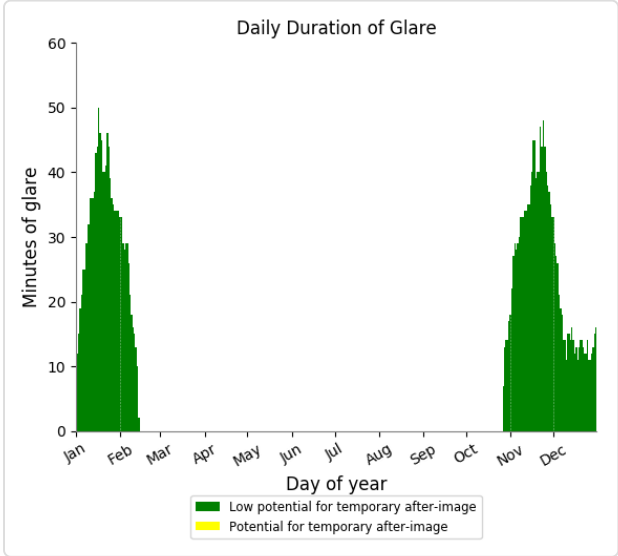

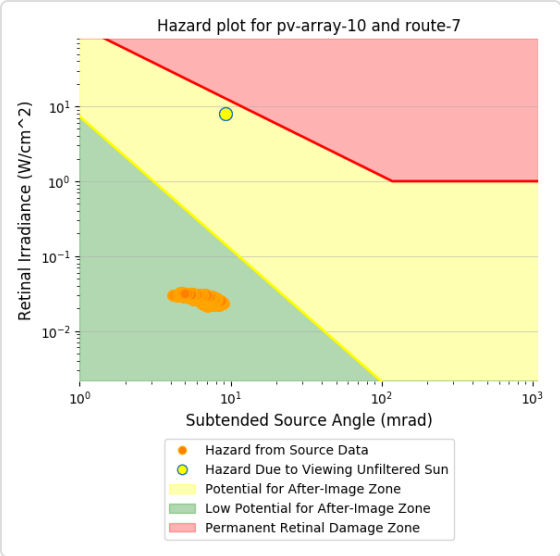

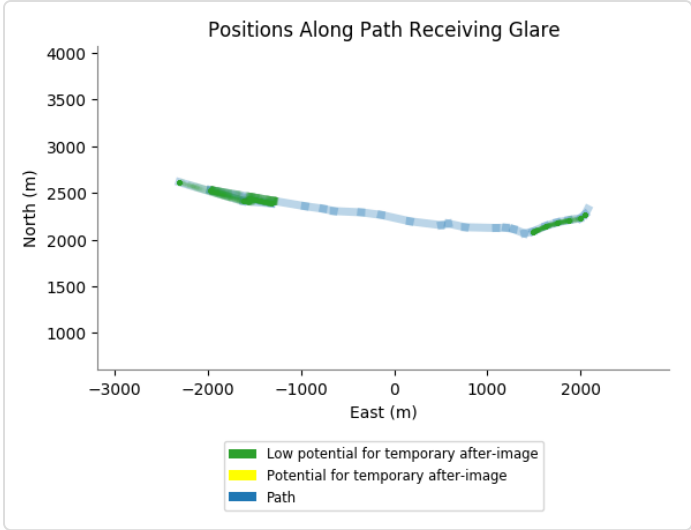

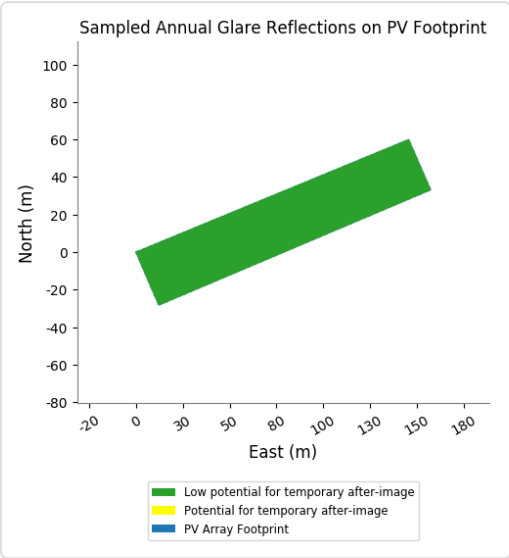

PV array 10 - Route Receptor (Route 8)

No glare found

PV array 10 - Route Receptor (Route 9)

PV array is expected to produce the following glare for receptors at this location:

- 617 minutes of "green" glare with low potential to cause temporary after-image.
- 0 minutes of "yellow" glare with potential to cause temporary after-image.

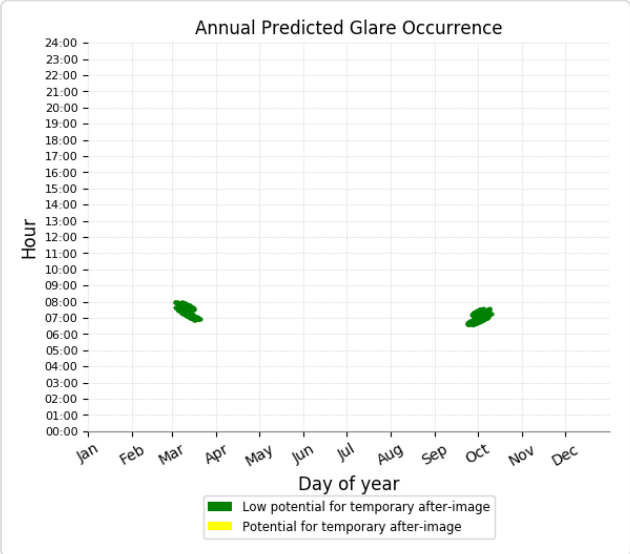

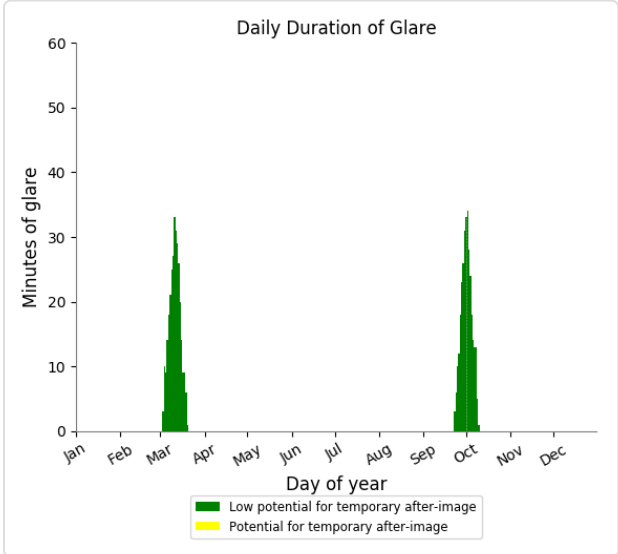

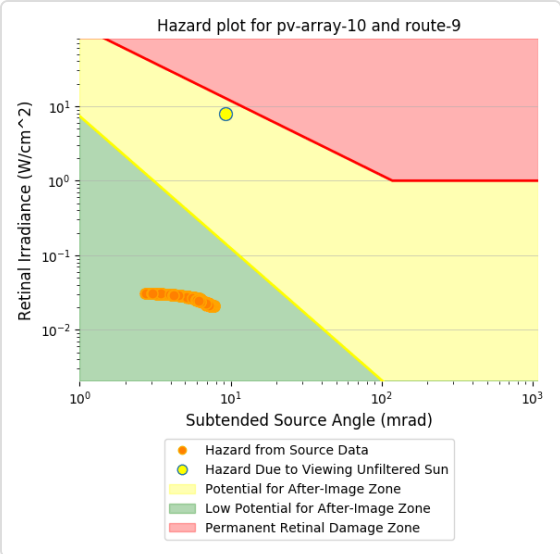

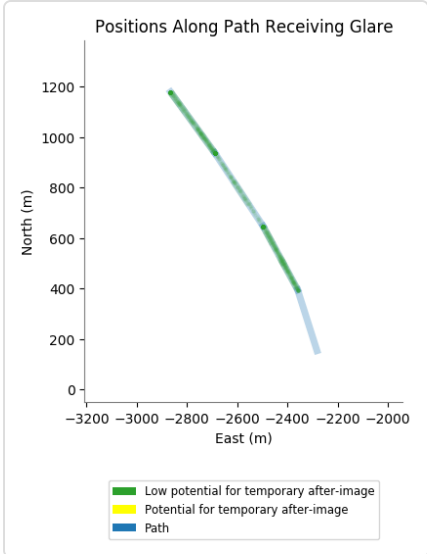

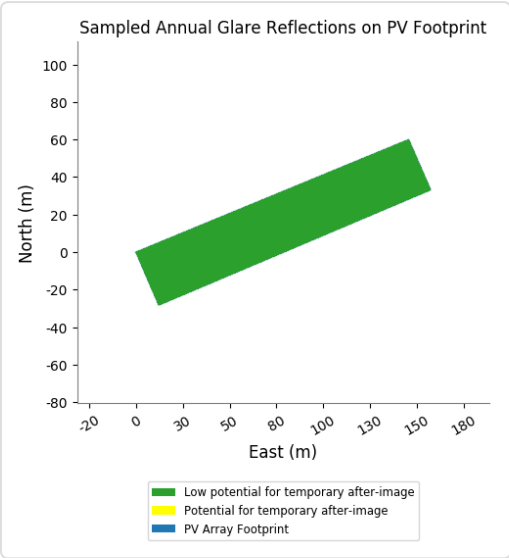

PV array 11 low potential for temporary after-image

Component	Green glare (min)	Yellow glare (min)
FP: FP 1	0	0
FP: FP 2	0	0
OP: OP 1	0	0
OP: OP 2	0	0
OP: OP 3	0	0
OP: OP 4	0	0
OP: OP 5	0	0
OP: OP 6	0	0
OP: OP 7	0	0
OP: OP 8	0	0
OP: OP 9	32	0
OP: OP 10	70	0
OP: OP 11	0	0
OP: OP 12	0	0
OP: OP 13	510	0
OP: OP 14	57	0
OP: OP 15	39	0
OP: OP 16	0	0
OP: OP 17	0	0
OP: OP 18	0	0
OP: OP 19	0	0
OP: OP 20	0	0
OP: OP 21	0	0
OP: OP 22	0	0
OP: OP 23	518	0
OP: OP 24	0	0
OP: OP 25	177	0
OP: OP 26	227	0
OP: OP 27	300	0
OP: OP 28	0	0
OP: OP 29	0	0
OP: OP 30	0	0
Route: Route 1	0	0
Route: Route 10	0	0
Route: Route 11	0	0
Route: Route 12	74	0
Route: Route 13	489	0
Route: Route 14	13	0
Route: Route 15	0	0
Route: Route 16	0	0
Route: Route 2	0	0
Route: Route 3	0	0
Route: Route 4	0	0
Route: Route 5	915	0
Route: Route 6	1100	0
Route: Route 7	2873	0
Route: Route 8	0	0
Route: Route 9	167	0

PV array 11 - Receptor (FP 1)

No glare found

PV array 11 - Receptor (FP 2)

No glare found

PV array 11 - OP Receptor (OP 1)

No glare found

PV array 11 - OP Receptor (OP 2)

No glare found

PV array 11 - OP Receptor (OP 3)

No glare found

PV array 11 - OP Receptor (OP 4)

No glare found

PV array 11 - OP Receptor (OP 5)

No glare found

PV array 11 - OP Receptor (OP 6)

No glare found

PV array 11 - OP Receptor (OP 7)

No glare found

PV array 11 - OP Receptor (OP 8)

No glare found

PV array 11 - OP Receptor (OP 9)

PV array is expected to produce the following glare for receptors at this location:

- 32 minutes of "green" glare with low potential to cause temporary after-image.
- 0 minutes of "yellow" glare with potential to cause temporary after-image.

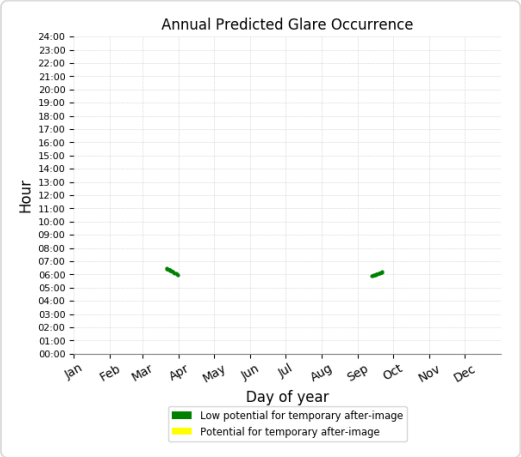

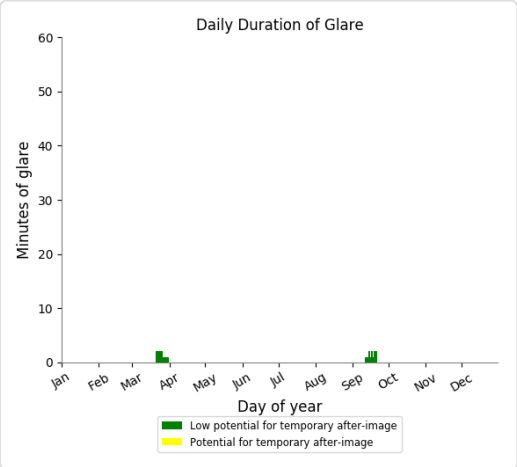

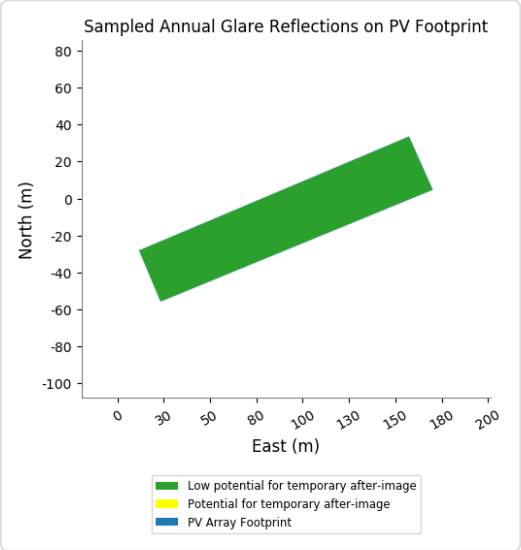

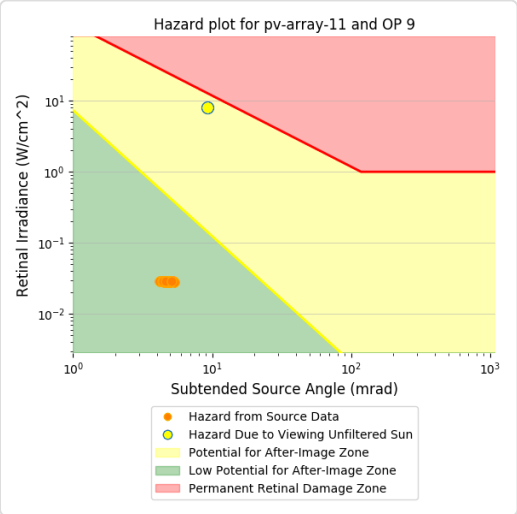

PV array 11 - OP Receptor (OP 10)

PV array is expected to produce the following glare for receptors at this location:

- 70 minutes of "green" glare with low potential to cause temporary after-image.
- 0 minutes of "yellow" glare with potential to cause temporary after-image.

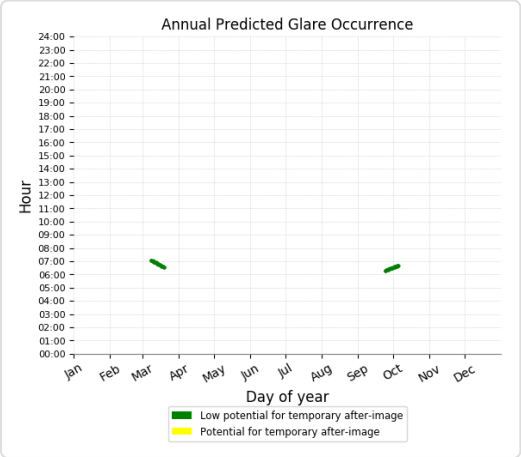

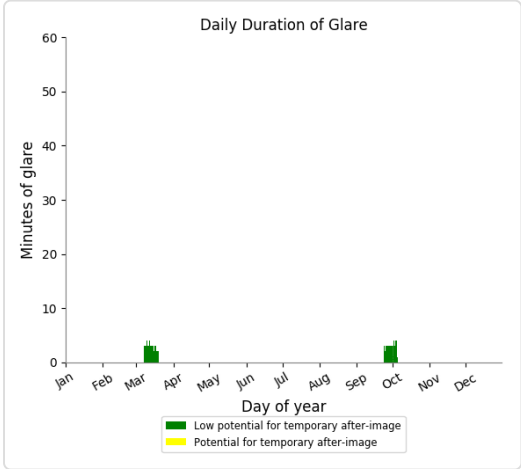

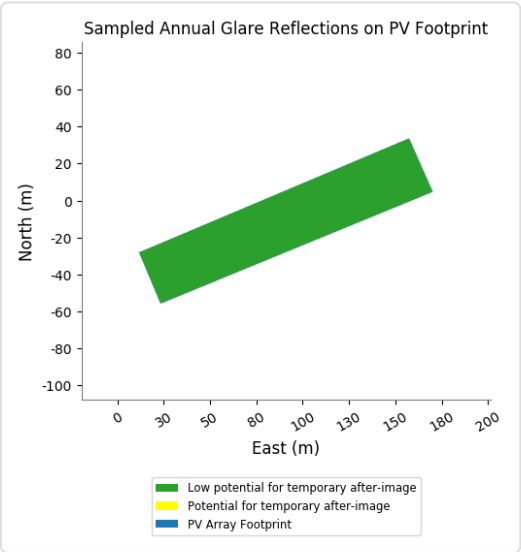

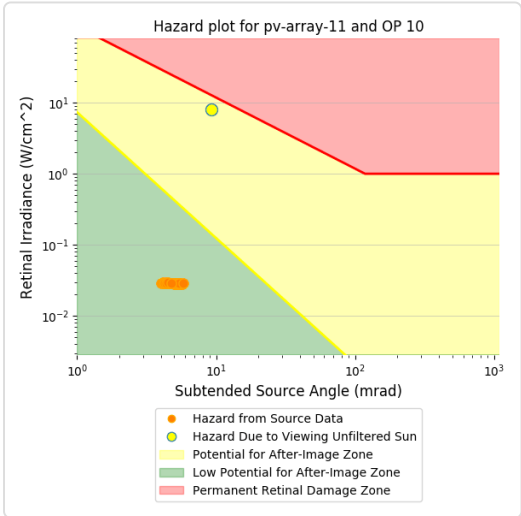

PV array 11 - OP Receptor (OP 11)

No glare found

PV array 11 - OP Receptor (OP 12)

No glare found

PV array 11 - OP Receptor (OP 13)

PV array is expected to produce the following glare for receptors at this location:

- 510 minutes of "green" glare with low potential to cause temporary after-image.
- 0 minutes of "yellow" glare with potential to cause temporary after-image.

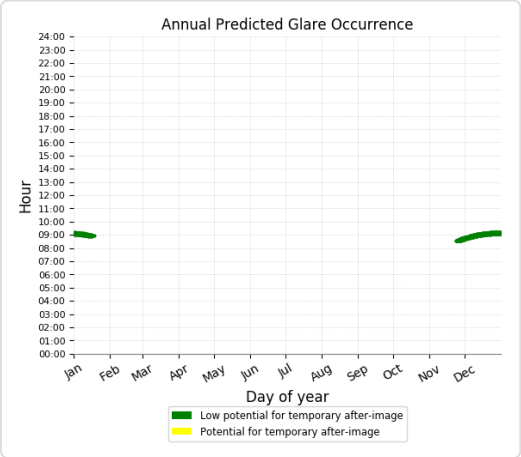

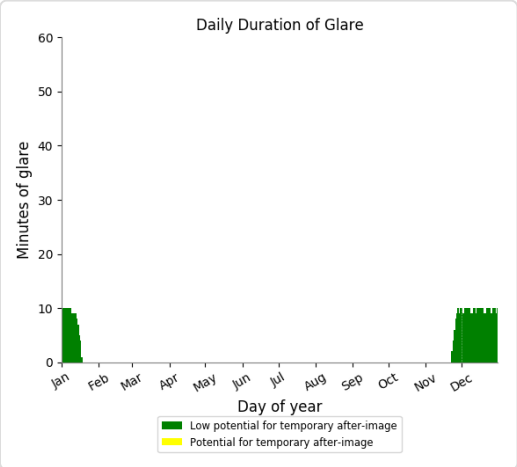

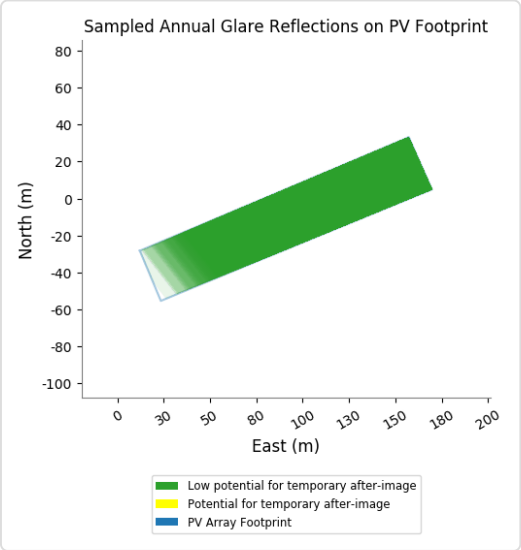

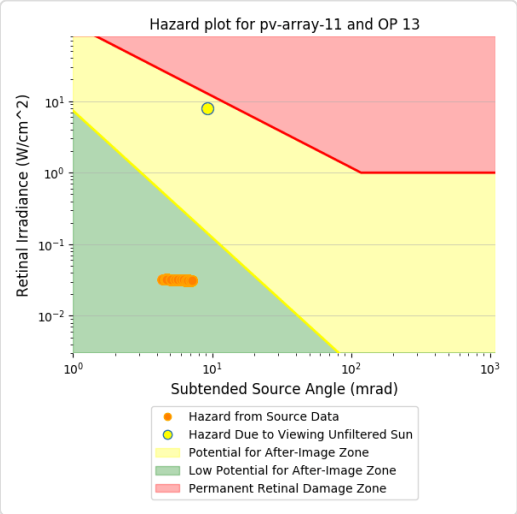

PV array 11 - OP Receptor (OP 14)

PV array is expected to produce the following glare for receptors at this location:

- 57 minutes of "green" glare with low potential to cause temporary after-image.
- 0 minutes of "yellow" glare with potential to cause temporary after-image.

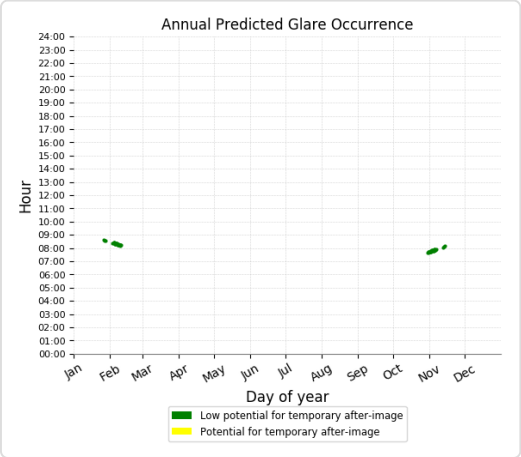

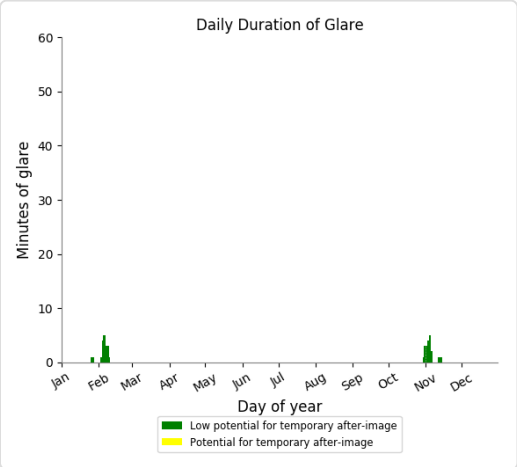

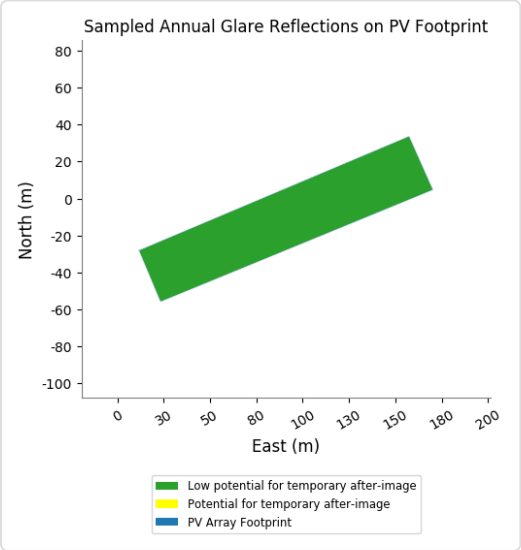

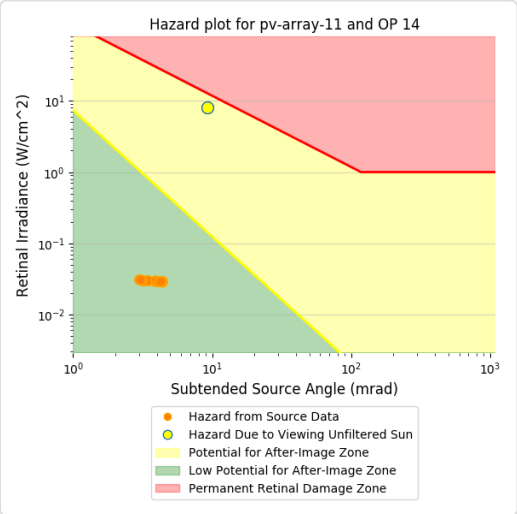

PV array 11 - OP Receptor (OP 15)

PV array is expected to produce the following glare for receptors at this location:

- 39 minutes of "green" glare with low potential to cause temporary after-image.
- 0 minutes of "yellow" glare with potential to cause temporary after-image.

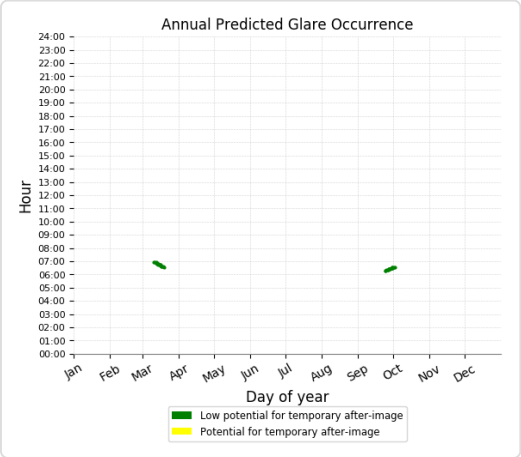

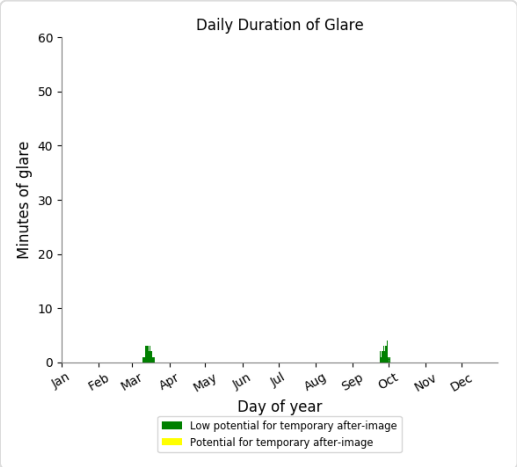

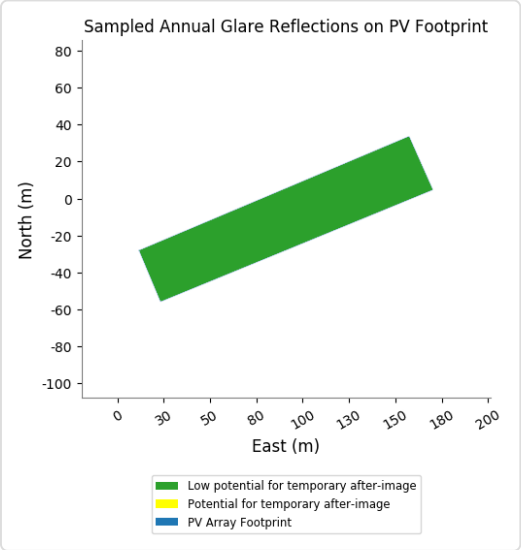

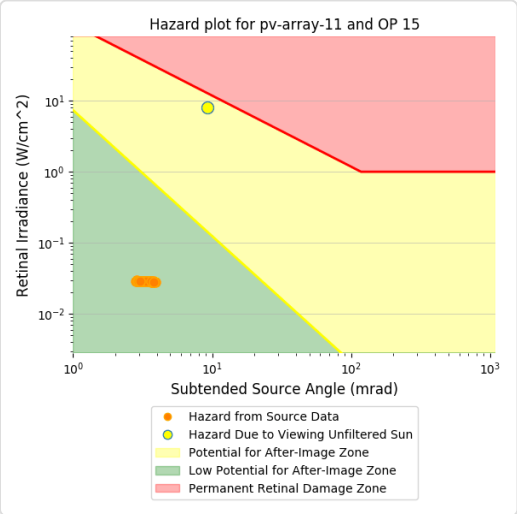

PV array 11 - OP Receptor (OP 16)

No glare found

PV array 11 - OP Receptor (OP 17)

No glare found

PV array 11 - OP Receptor (OP 18)

No glare found

PV array 11 - OP Receptor (OP 19)

No glare found

PV array 11 - OP Receptor (OP 20)

No glare found

PV array 11 - OP Receptor (OP 21)

No glare found

PV array 11 - OP Receptor (OP 22)

No glare found

PV array 11 - OP Receptor (OP 23)

PV array is expected to produce the following glare for receptors at this location:

- 518 minutes of "green" glare with low potential to cause temporary after-image.
- 0 minutes of "yellow" glare with potential to cause temporary after-image.

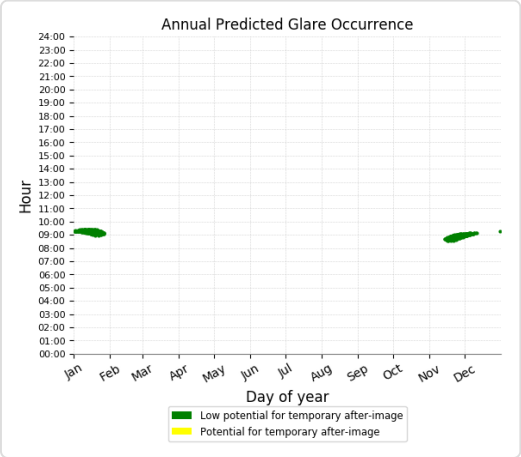

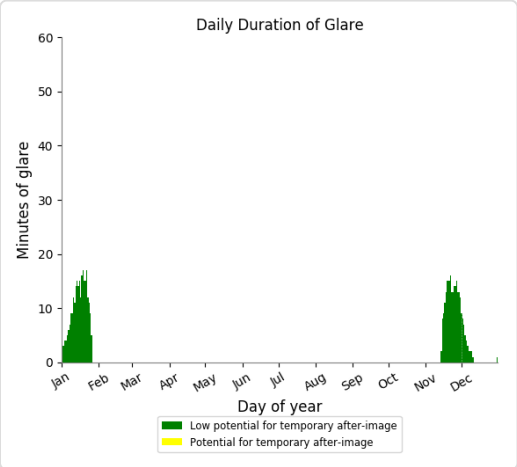

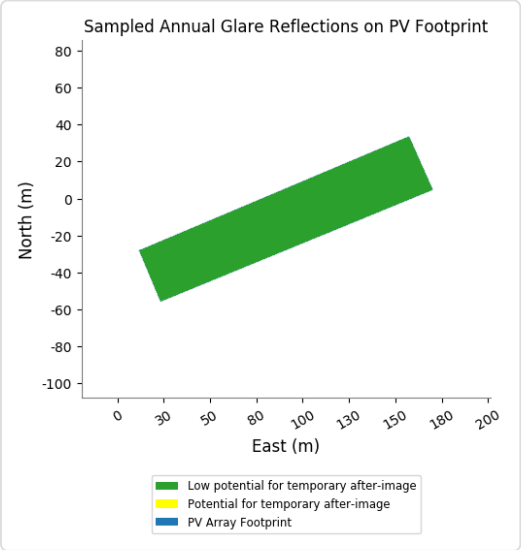

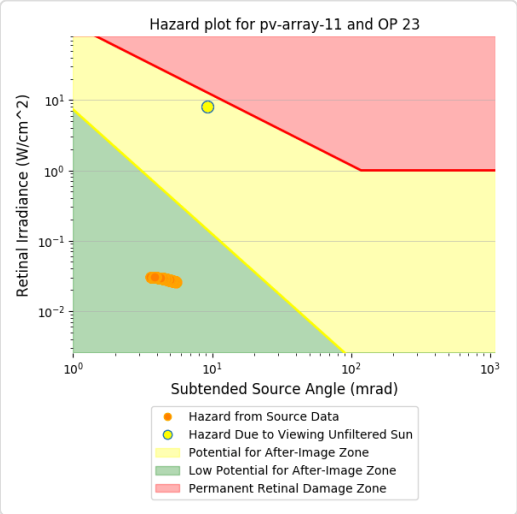

PV array 11 - OP Receptor (OP 24)

No glare found

PV array 11 - OP Receptor (OP 25)

PV array is expected to produce the following glare for receptors at this location:

- 177 minutes of "green" glare with low potential to cause temporary after-image.
- 0 minutes of "yellow" glare with potential to cause temporary after-image.

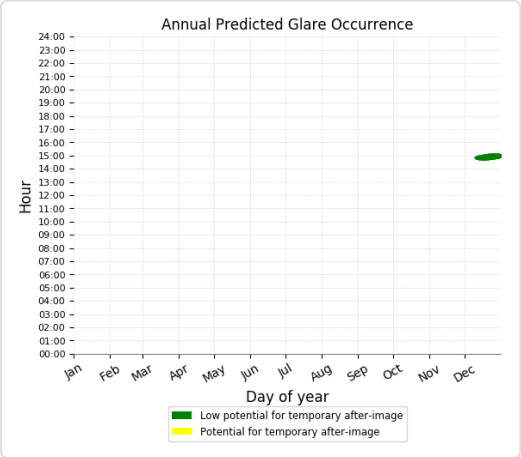

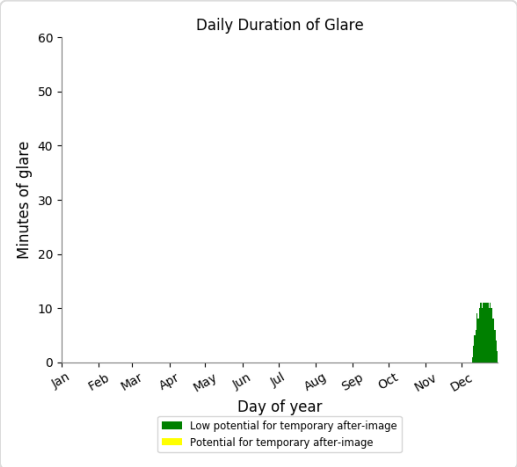

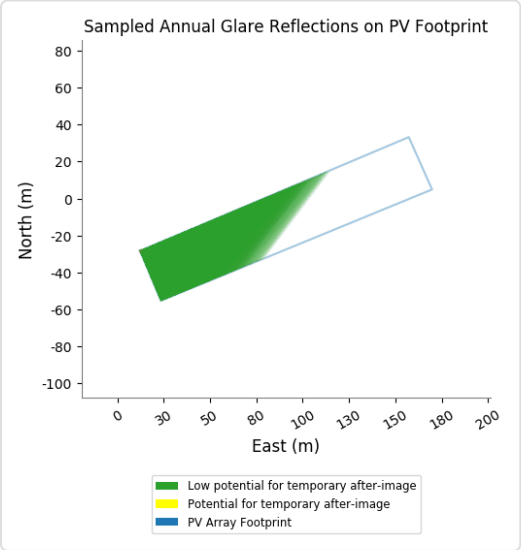

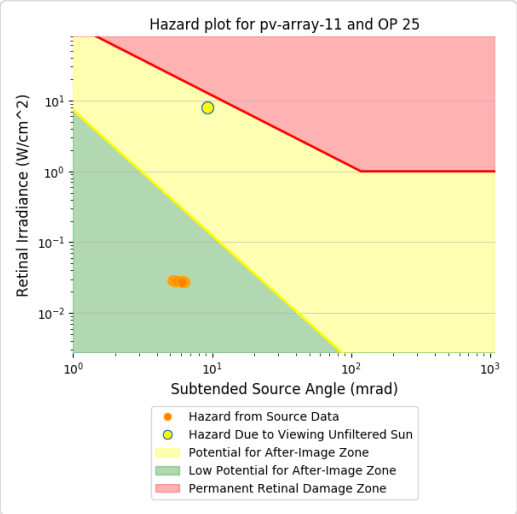

PV array 11 - OP Receptor (OP 26)

PV array is expected to produce the following glare for receptors at this location:

- 227 minutes of "green" glare with low potential to cause temporary after-image.
- 0 minutes of "yellow" glare with potential to cause temporary after-image.

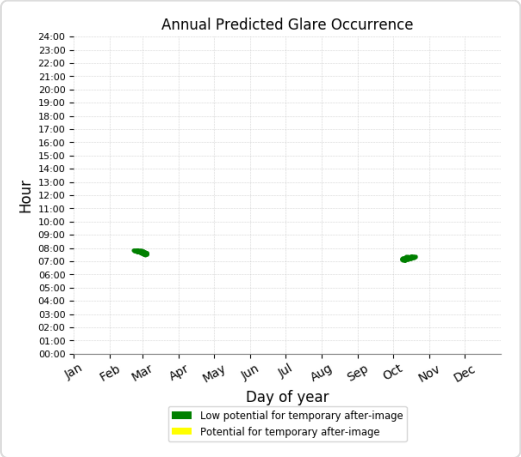

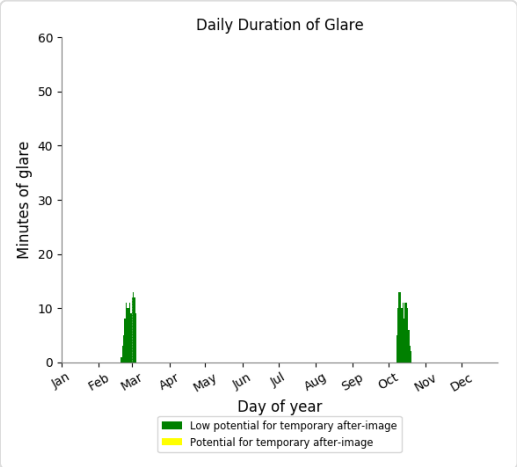

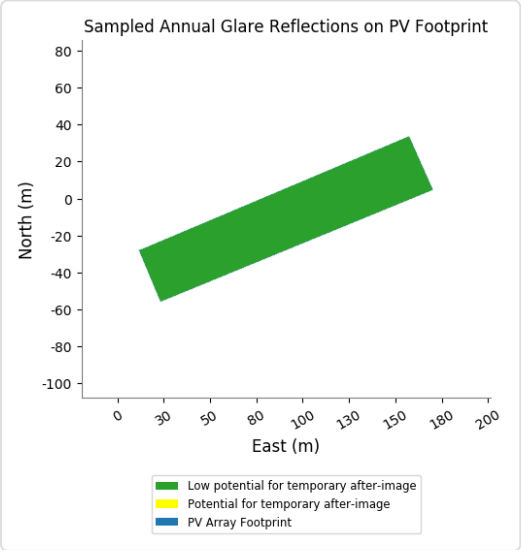

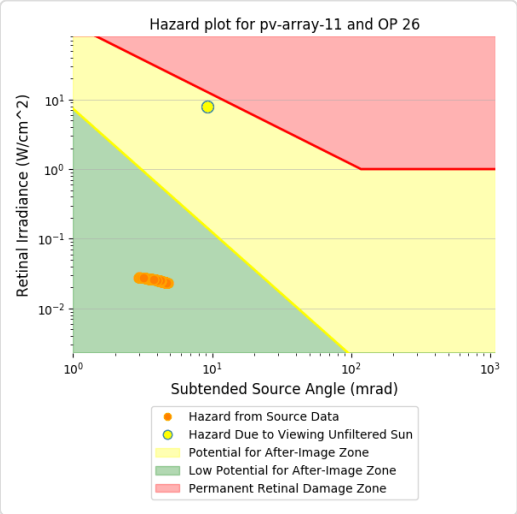

PV array 11 - OP Receptor (OP 27)

PV array is expected to produce the following glare for receptors at this location:

- 300 minutes of "green" glare with low potential to cause temporary after-image.
- 0 minutes of "yellow" glare with potential to cause temporary after-image.

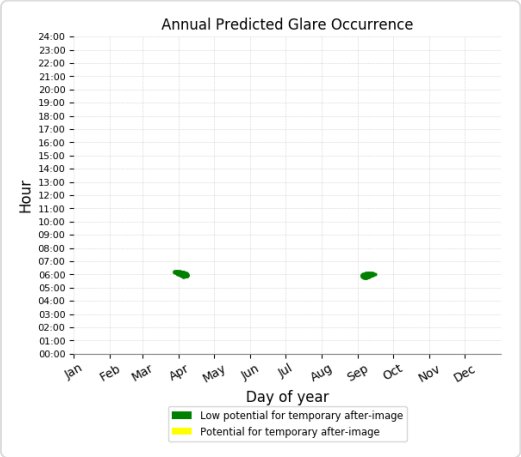

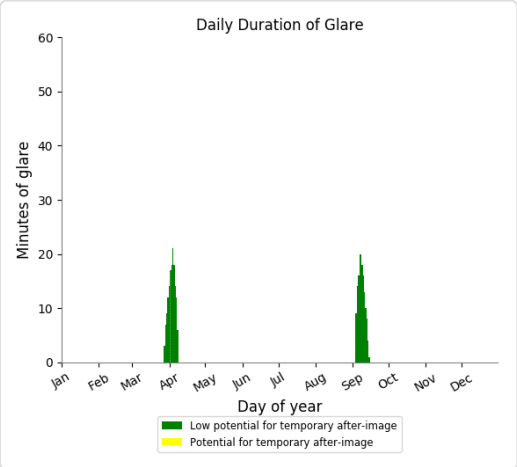

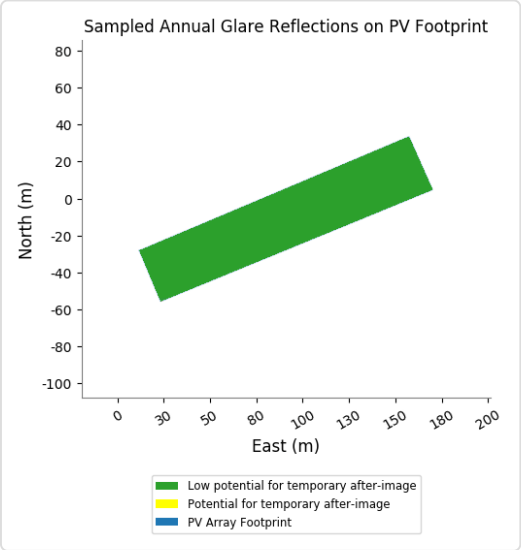

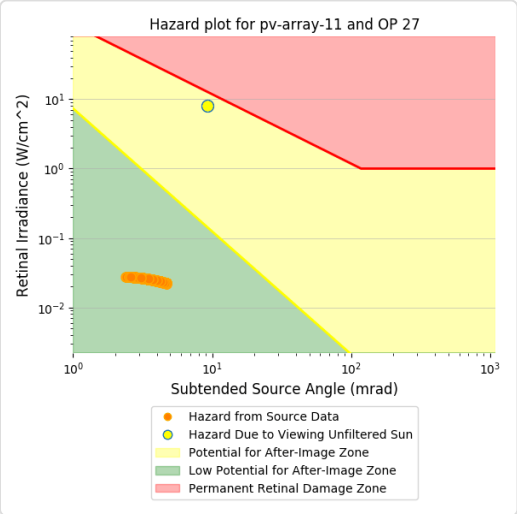

PV array 11 - OP Receptor (OP 28)

No glare found

PV array 11 - OP Receptor (OP 29)

No glare found

PV array 11 - OP Receptor (OP 30)

No glare found

PV array 11 - Route Receptor (Route 1)

No glare found

PV array 11 - Route Receptor (Route 10)

No glare found

PV array 11 - Route Receptor (Route 11)

No glare found

PV array 11 - Route Receptor (Route 12)

PV array is expected to produce the following glare for receptors at this location:

- 74 minutes of "green" glare with low potential to cause temporary after-image.
- 0 minutes of "yellow" glare with potential to cause temporary after-image.

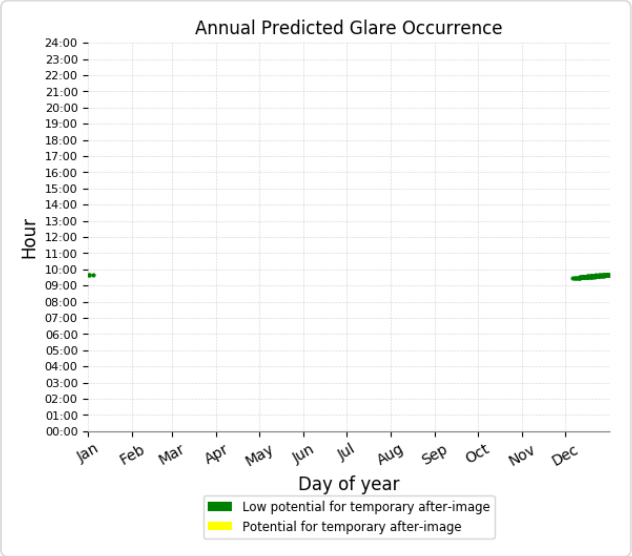

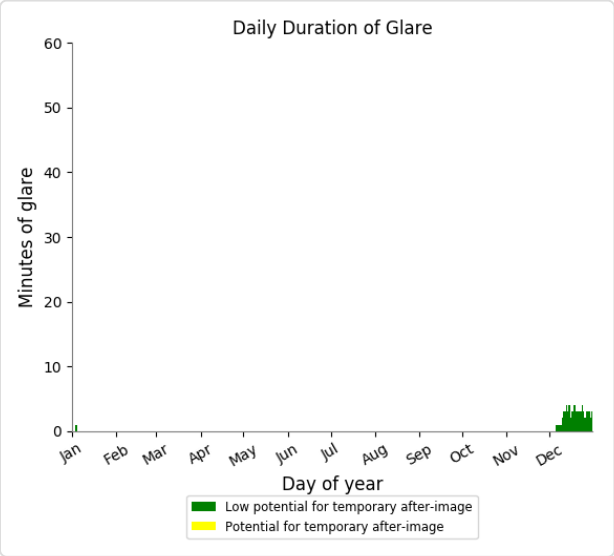

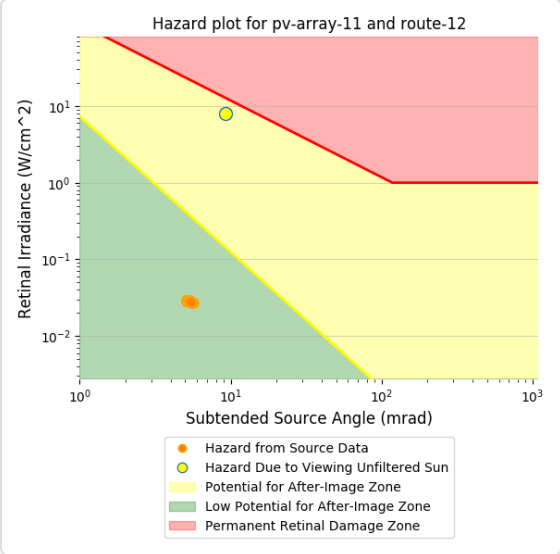

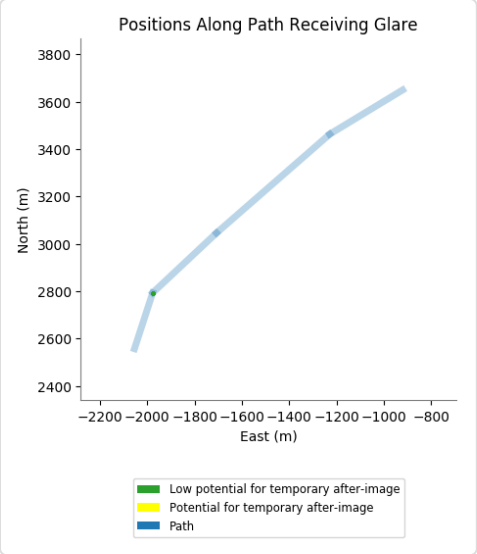

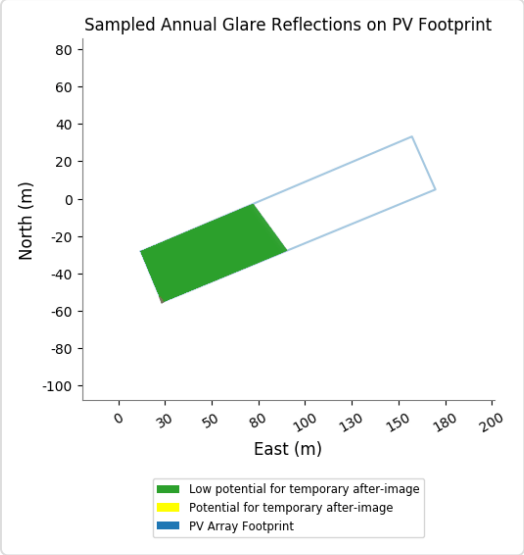

PV array 11 - Route Receptor (Route 13)

PV array is expected to produce the following glare for receptors at this location:

- 489 minutes of "green" glare with low potential to cause temporary after-image.
- 0 minutes of "yellow" glare with potential to cause temporary after-image.

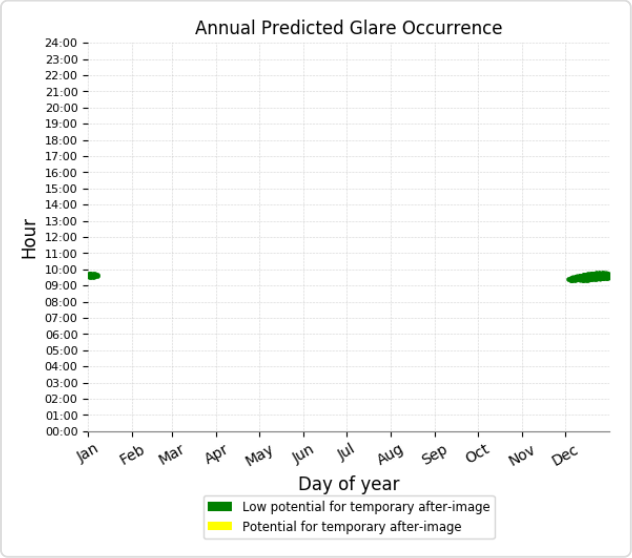

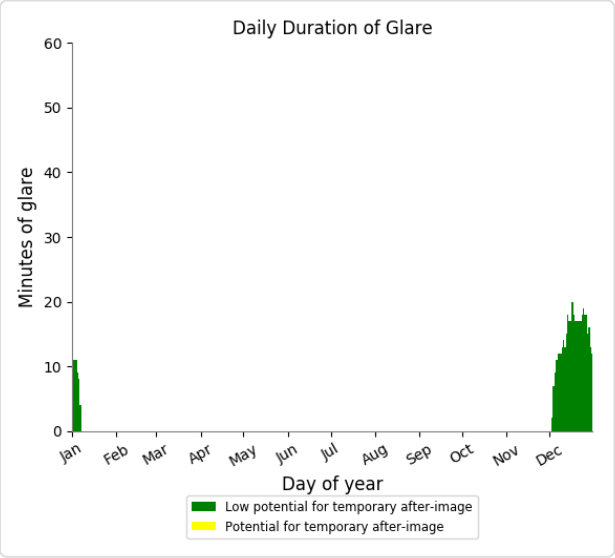

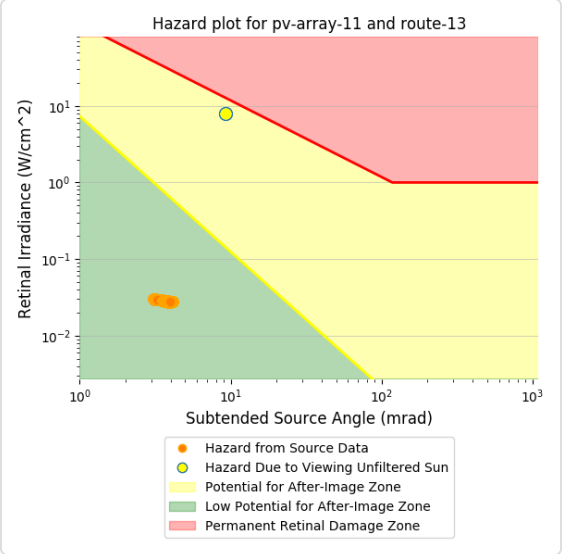

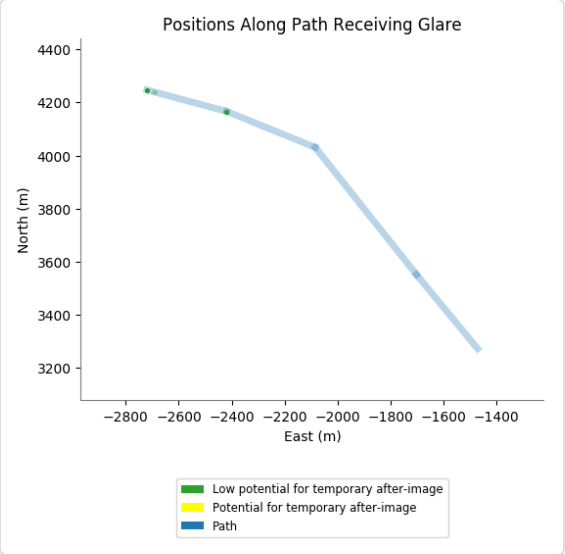

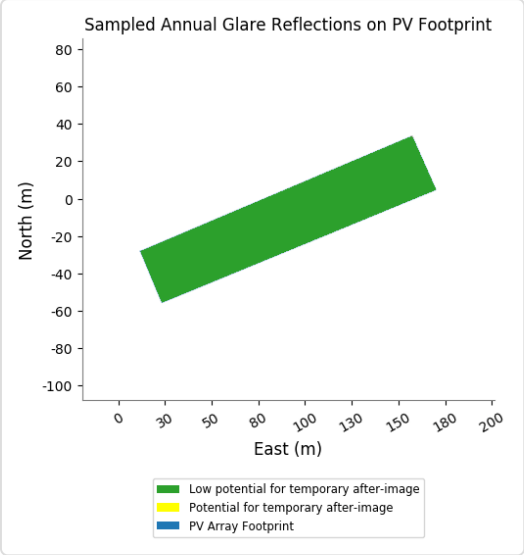

PV array 11 - Route Receptor (Route 14)

PV array is expected to produce the following glare for receptors at this location:

- 13 minutes of "green" glare with low potential to cause temporary after-image.
- 0 minutes of "yellow" glare with potential to cause temporary after-image.

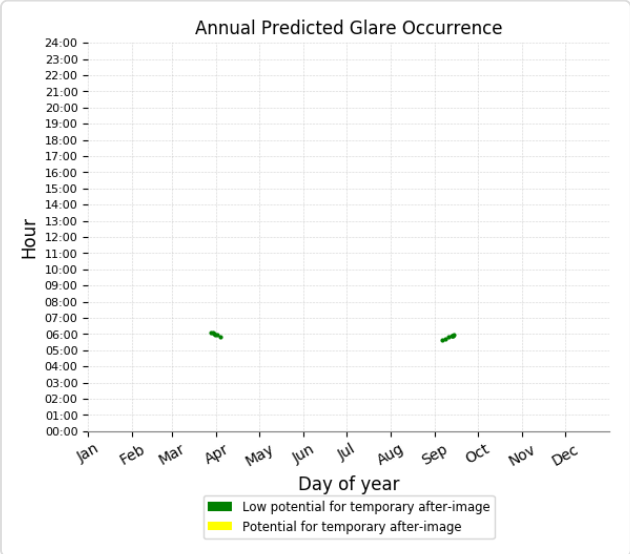

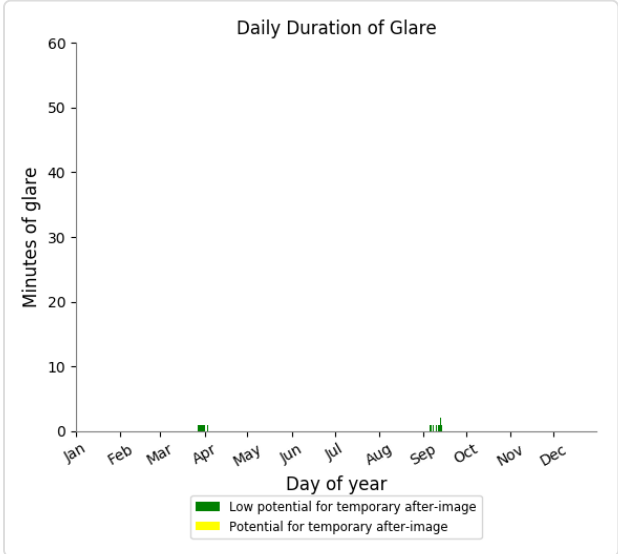

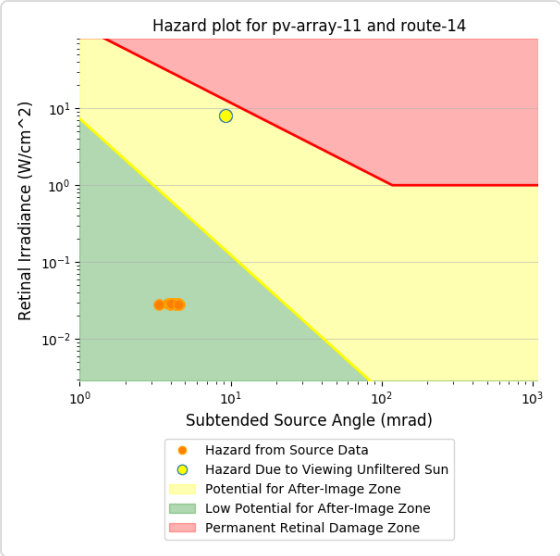

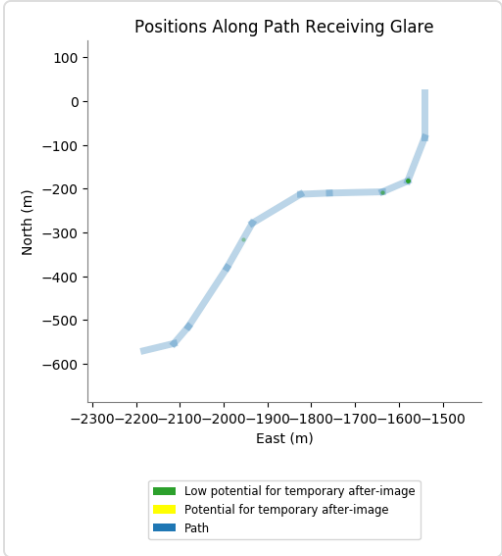

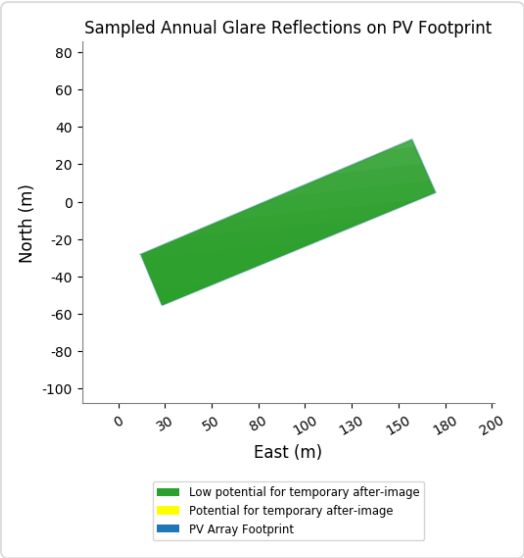

PV array 11 - Route Receptor (Route 15)

No glare found

PV array 11 - Route Receptor (Route 16)

No glare found

PV array 11 - Route Receptor (Route 2)

No glare found

PV array 11 - Route Receptor (Route 3)

No glare found

PV array 11 - Route Receptor (Route 4)

No glare found

PV array 11 - Route Receptor (Route 5)

PV array is expected to produce the following glare for receptors at this location:

- 915 minutes of "green" glare with low potential to cause temporary after-image.
- 0 minutes of "yellow" glare with potential to cause temporary after-image.

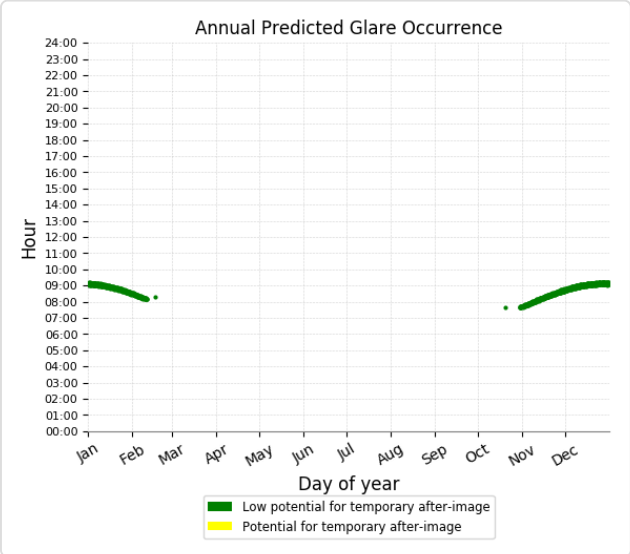

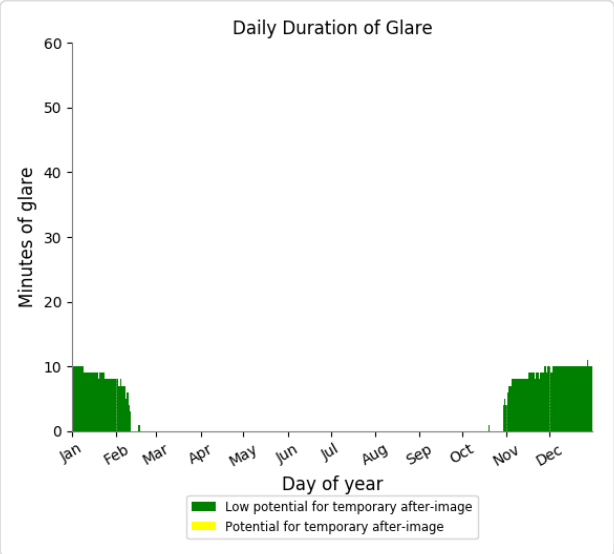

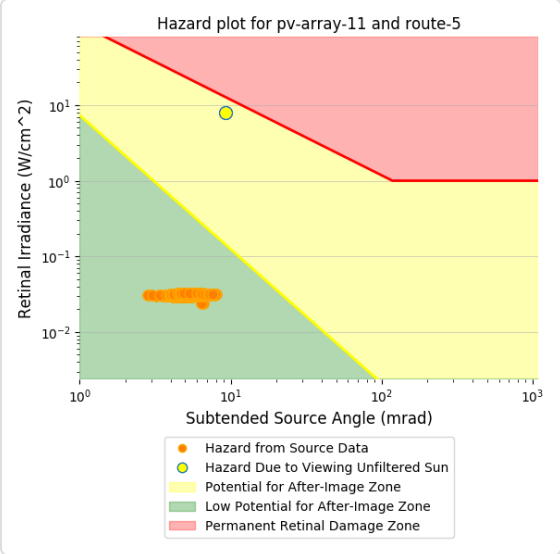

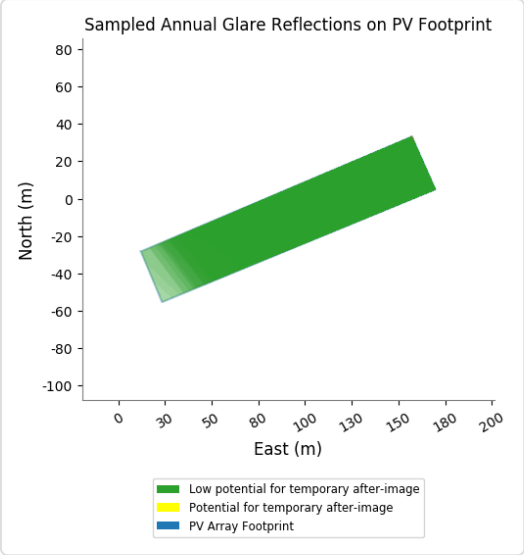

PV array 11 - Route Receptor (Route 6)

PV array is expected to produce the following glare for receptors at this location:

- 1,100 minutes of "green" glare with low potential to cause temporary after-image.
- 0 minutes of "yellow" glare with potential to cause temporary after-image.

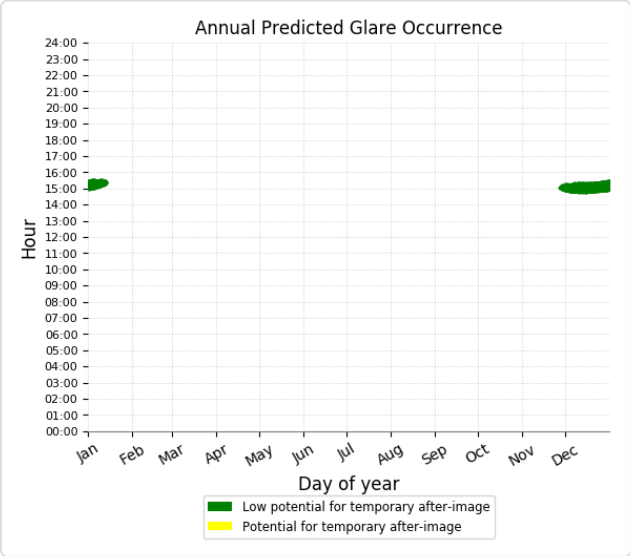

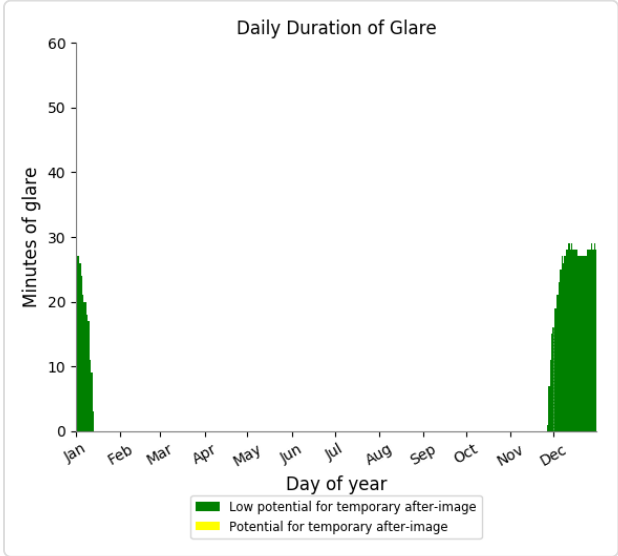

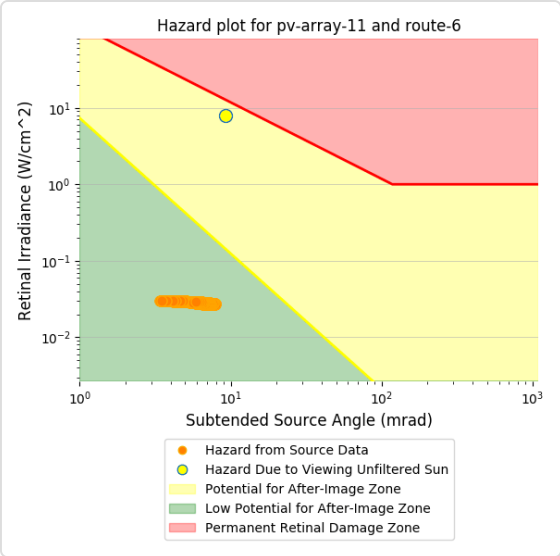

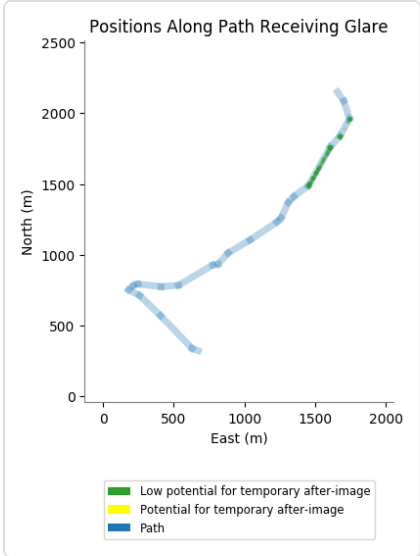

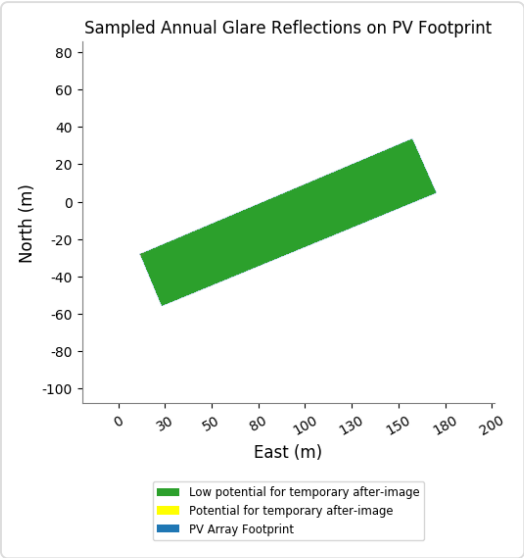

PV array 11 - Route Receptor (Route 7)

PV array is expected to produce the following glare for receptors at this location:

- 2,873 minutes of "green" glare with low potential to cause temporary after-image.
- 0 minutes of "yellow" glare with potential to cause temporary after-image.

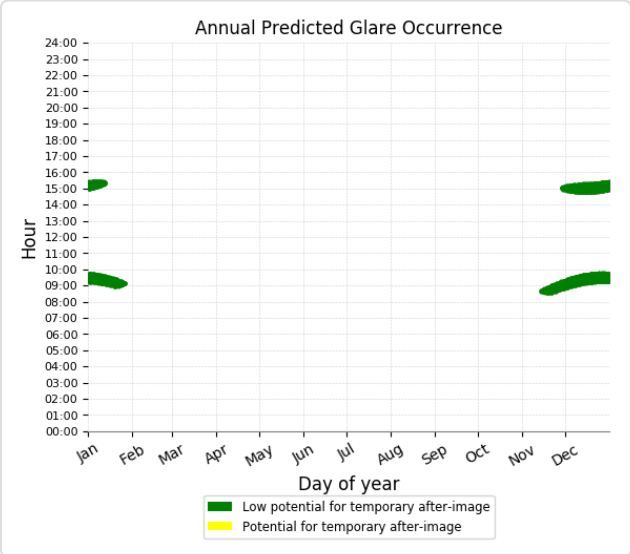

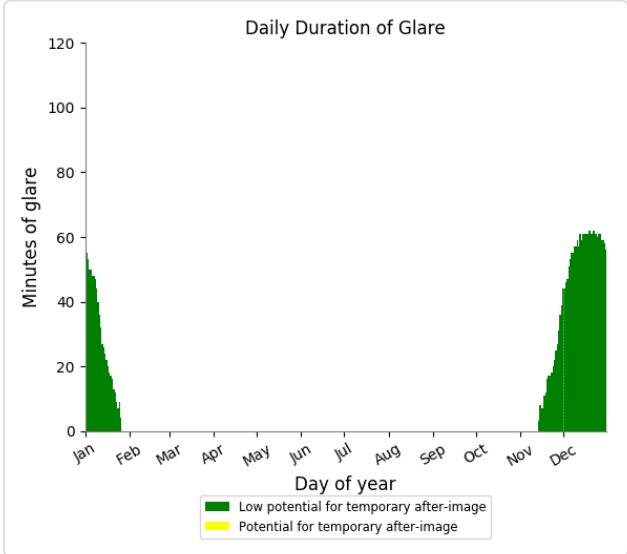

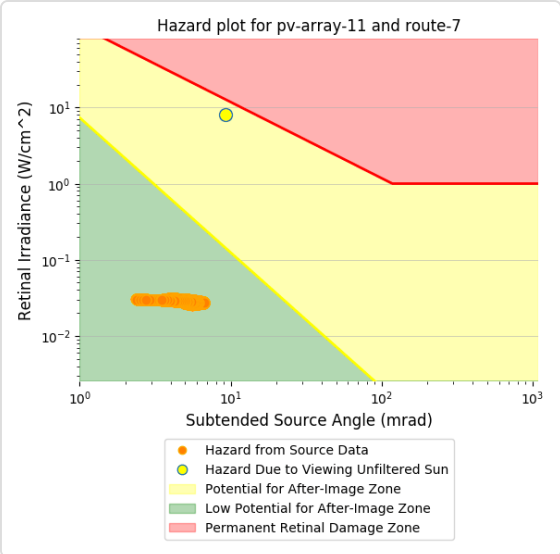

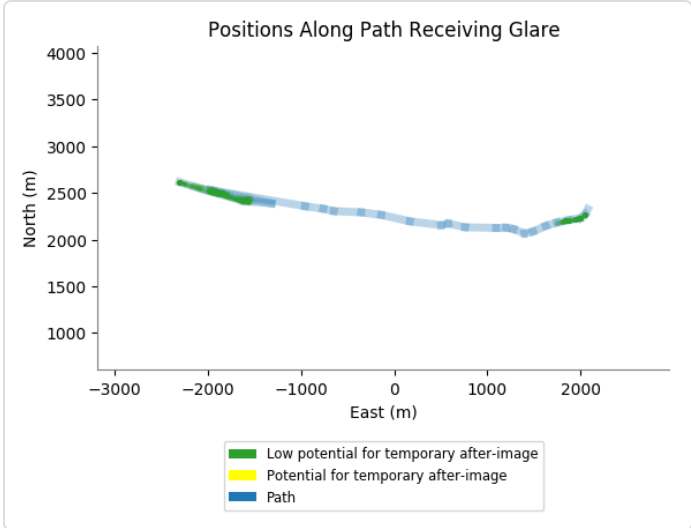

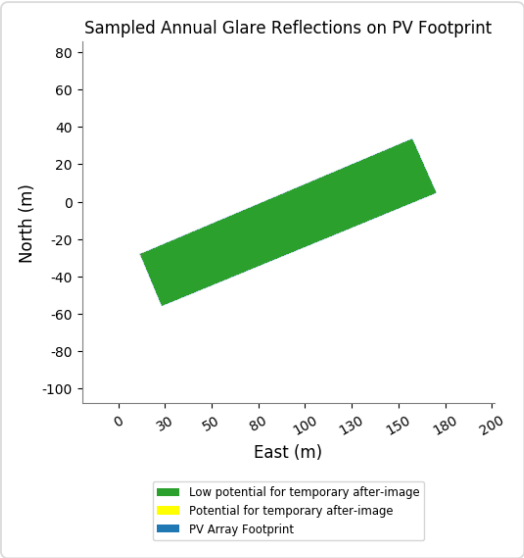

PV array 11 - Route Receptor (Route 8)

No glare found

PV array 11 - Route Receptor (Route 9)

PV array is expected to produce the following glare for receptors at this location:

- 167 minutes of "green" glare with low potential to cause temporary after-image.
- 0 minutes of "yellow" glare with potential to cause temporary after-image.

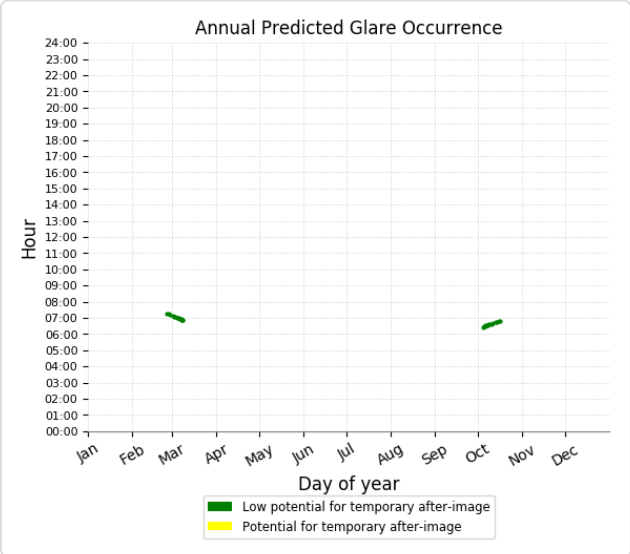

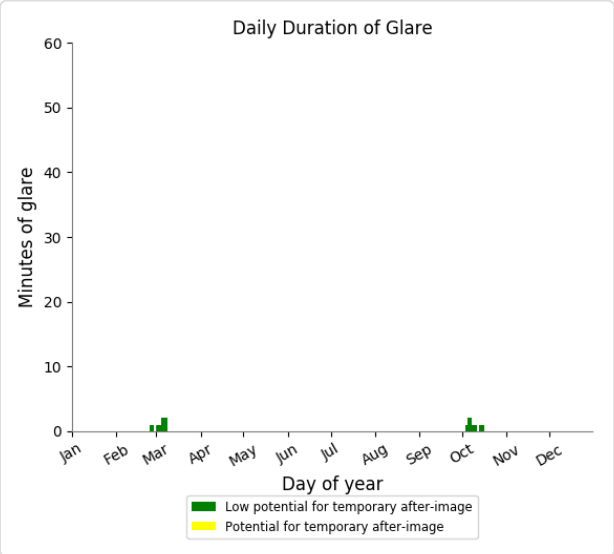

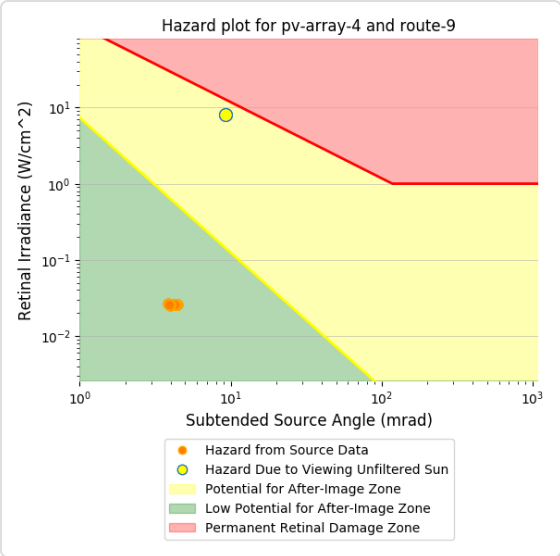

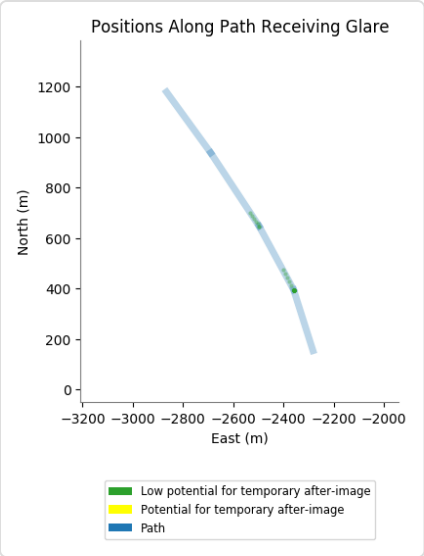

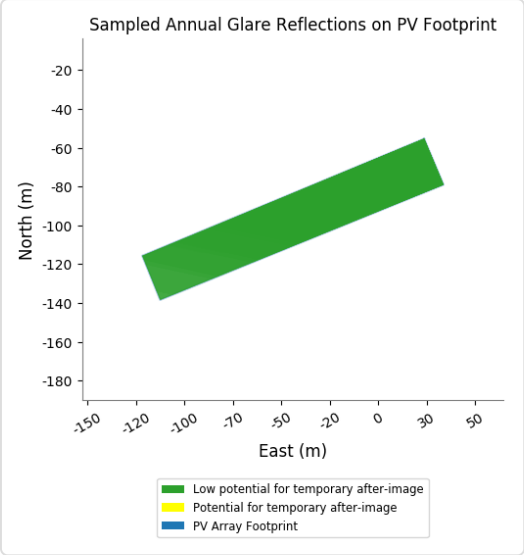

PV array 12 low potential for temporary after-image

Component	Green glare (min)	Yellow glare (min)
FP: FP 1	0	0
FP: FP 2	0	0
OP: OP 1	0	0
OP: OP 2	0	0
OP: OP 3	24	0
OP: OP 4	0	0
OP: OP 5	0	0
OP: OP 6	2	0
OP: OP 7	0	0
OP: OP 8	0	0
OP: OP 9	0	0
OP: OP 10	0	0
OP: OP 11	0	0
OP: OP 12	0	0
OP: OP 13	0	0
OP: OP 14	0	0
OP: OP 15	0	0
OP: OP 16	0	0
OP: OP 17	0	0
OP: OP 18	0	0
OP: OP 19	0	0
OP: OP 20	0	0
OP: OP 21	0	0
OP: OP 22	0	0
OP: OP 23	0	0
OP: OP 24	0	0
OP: OP 25	0	0
OP: OP 26	0	0
OP: OP 27	185	0
OP: OP 28	0	0
OP: OP 29	0	0
OP: OP 30	0	0
Route: Route 1	178	0
Route: Route 10	49	0
Route: Route 11	0	0
Route: Route 12	0	0
Route: Route 13	0	0
Route: Route 14	0	0
Route: Route 15	0	0
Route: Route 16	0	0
Route: Route 2	0	0
Route: Route 3	0	0
Route: Route 4	195	0
Route: Route 5	0	0
Route: Route 6	0	0
Route: Route 7	0	0
Route: Route 8	36	0
Route: Route 9	0	0

PV array 12 - Receptor (FP 1)

No glare found

PV array 12 - Receptor (FP 2)

No glare found

PV array 12 - OP Receptor (OP 1)

No glare found

PV array 12 - OP Receptor (OP 2)

No glare found

PV array 12 - OP Receptor (OP 3)

PV array is expected to produce the following glare for receptors at this location:

- 24 minutes of "green" glare with low potential to cause temporary after-image.
- 0 minutes of "yellow" glare with potential to cause temporary after-image.

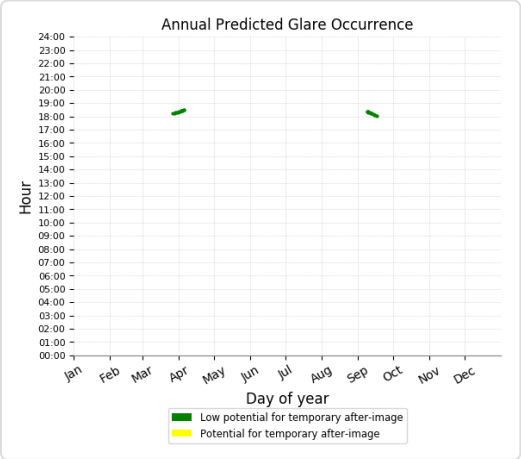

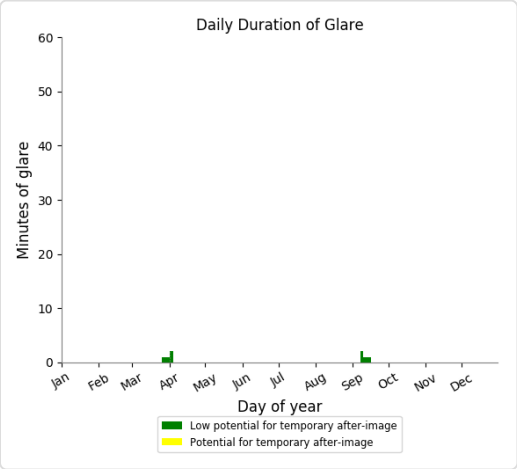

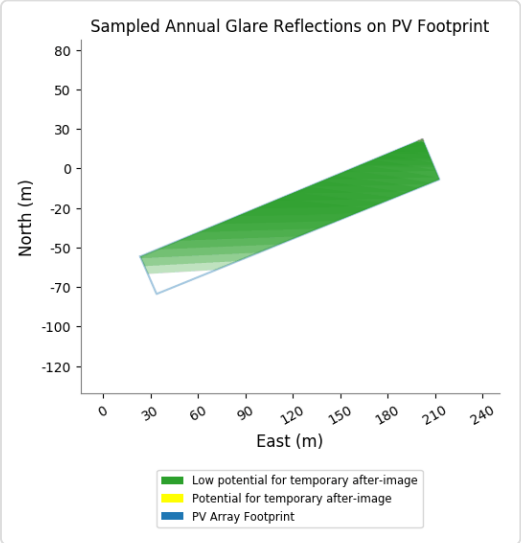

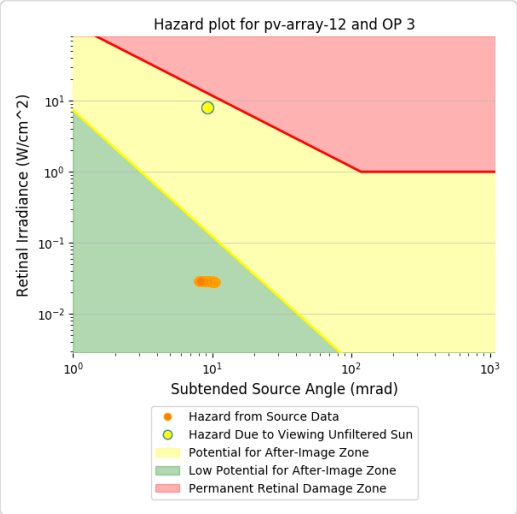

PV array 12 - OP Receptor (OP 4)

No glare found

PV array 12 - OP Receptor (OP 5)

No glare found

PV array 12 - OP Receptor (OP 6)

PV array is expected to produce the following glare for receptors at this location:

- 2 minutes of "green" glare with low potential to cause temporary after-image.
- 0 minutes of "yellow" glare with potential to cause temporary after-image.

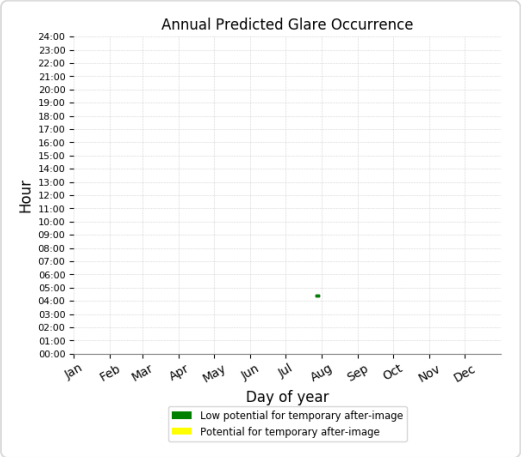

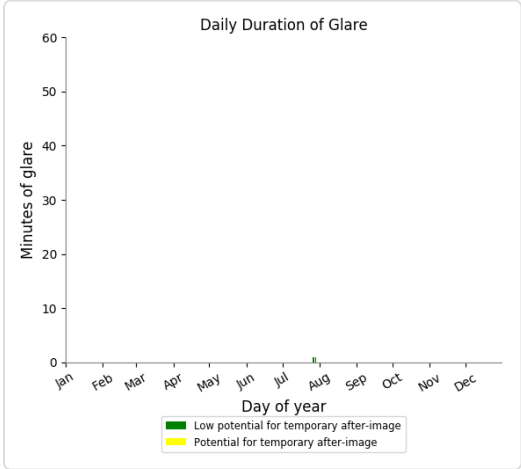

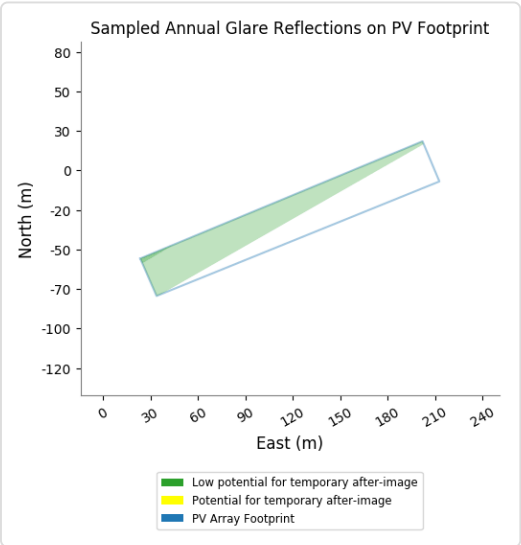

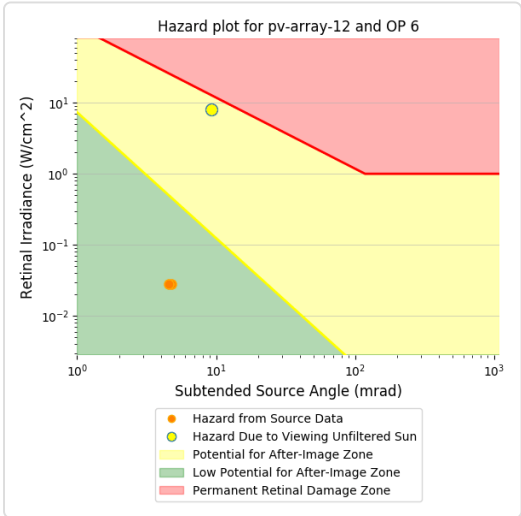

PV array 12 - OP Receptor (OP 7)

No glare found

PV array 12 - OP Receptor (OP 8)

No glare found

PV array 12 - OP Receptor (OP 9)

No glare found

PV array 12 - OP Receptor (OP 10)

No glare found

PV array 12 - OP Receptor (OP 11)

No glare found

PV array 12 - OP Receptor (OP 12)

No glare found

PV array 12 - OP Receptor (OP 13)

No glare found

PV array 12 - OP Receptor (OP 14)

No glare found

PV array 12 - OP Receptor (OP 15)

No glare found

PV array 12 - OP Receptor (OP 16)

No glare found

PV array 12 - OP Receptor (OP 17)

No glare found

PV array 12 - OP Receptor (OP 18)

No glare found

PV array 12 - OP Receptor (OP 19)

No glare found

PV array 12 - OP Receptor (OP 20)

No glare found

PV array 12 - OP Receptor (OP 21)

No glare found

PV array 12 - OP Receptor (OP 22)

No glare found

PV array 12 - OP Receptor (OP 23)

No glare found

PV array 12 - OP Receptor (OP 24)

No glare found

PV array 12 - OP Receptor (OP 25)

No glare found

PV array 12 - OP Receptor (OP 26)

No glare found

PV array 12 - OP Receptor (OP 27)

PV array is expected to produce the following glare for receptors at this location:

- 185 minutes of "green" glare with low potential to cause temporary after-image.
- 0 minutes of "yellow" glare with potential to cause temporary after-image.

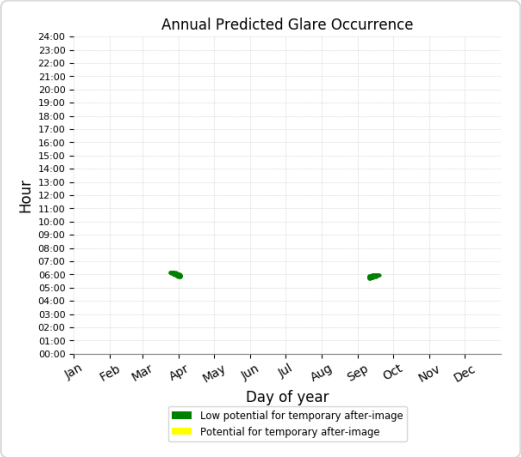

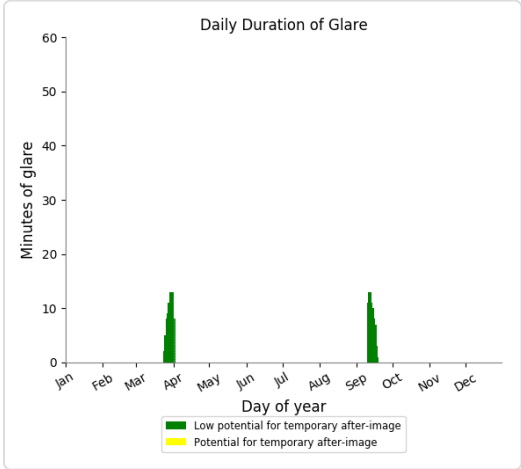

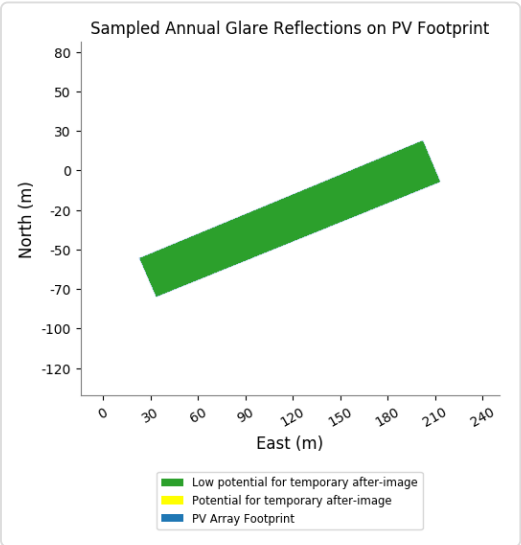

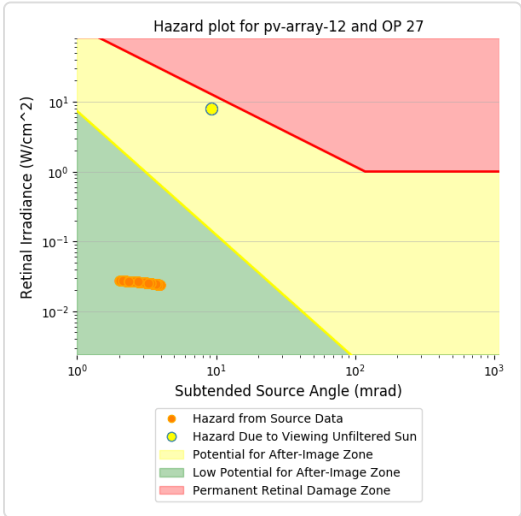

PV array 12 - OP Receptor (OP 28)

No glare found

PV array 12 - OP Receptor (OP 29)

No glare found

PV array 12 - OP Receptor (OP 30)

No glare found