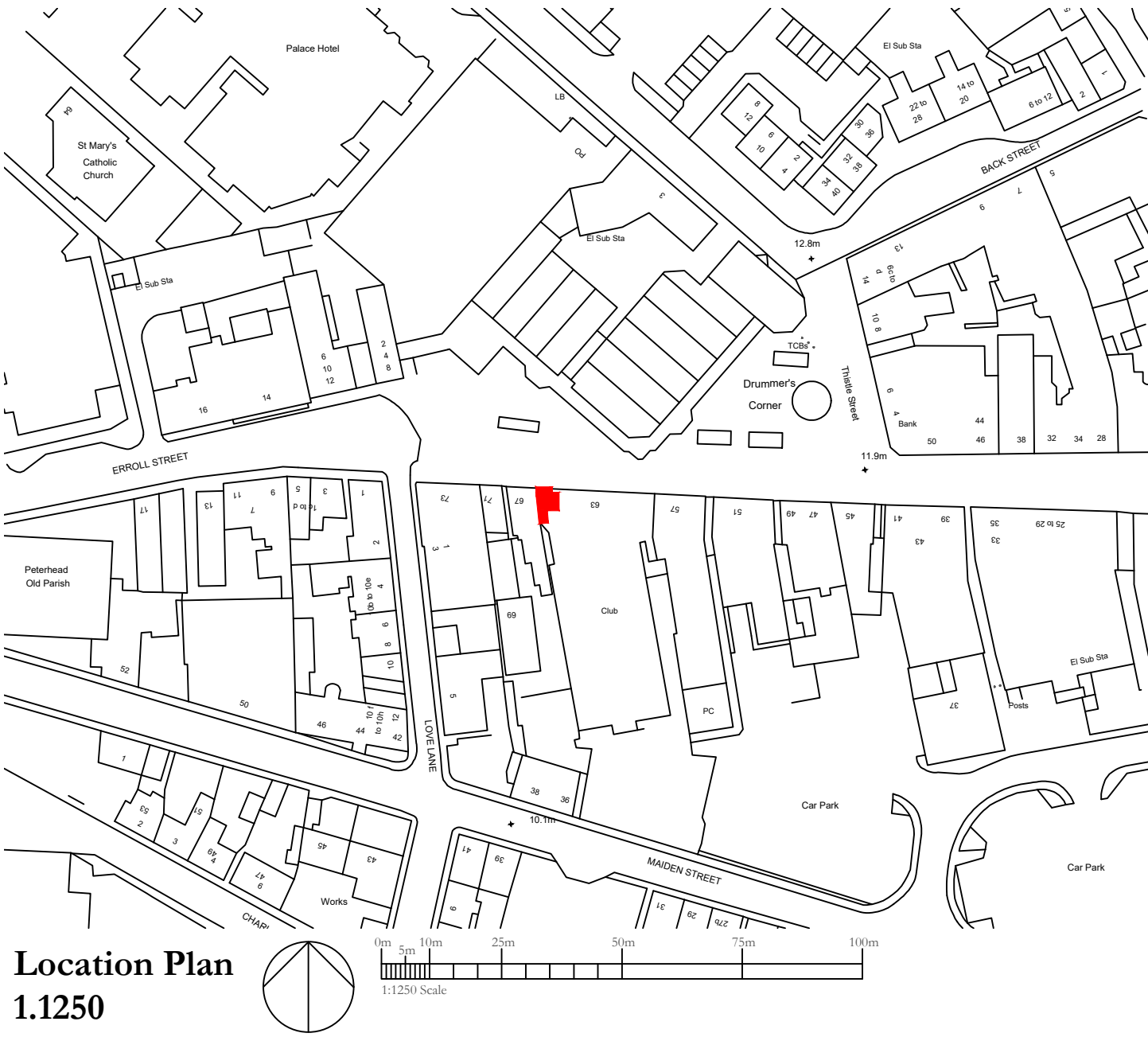


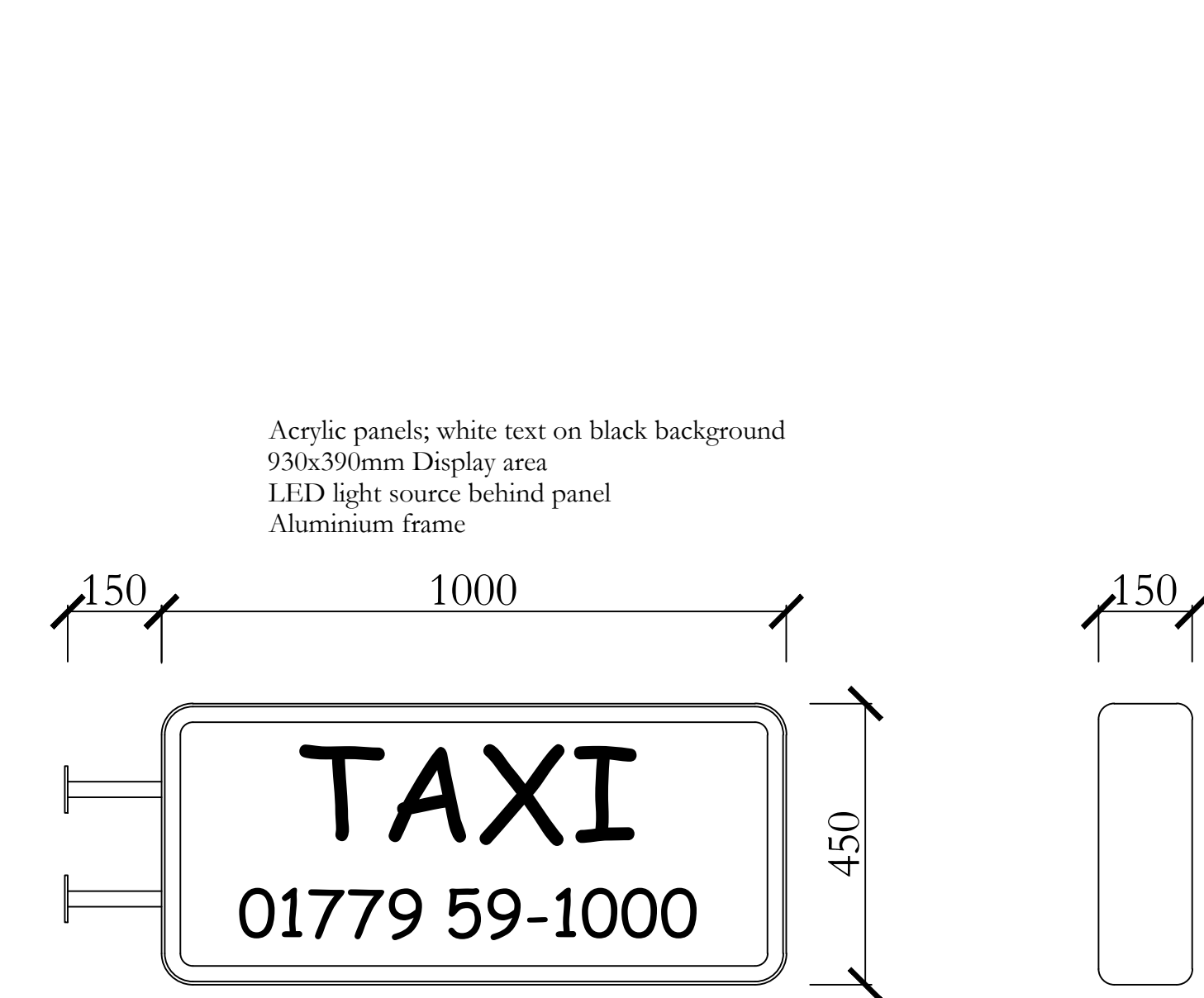
Ground Floor Plan
1.50



Front (North) Elevation
1.50

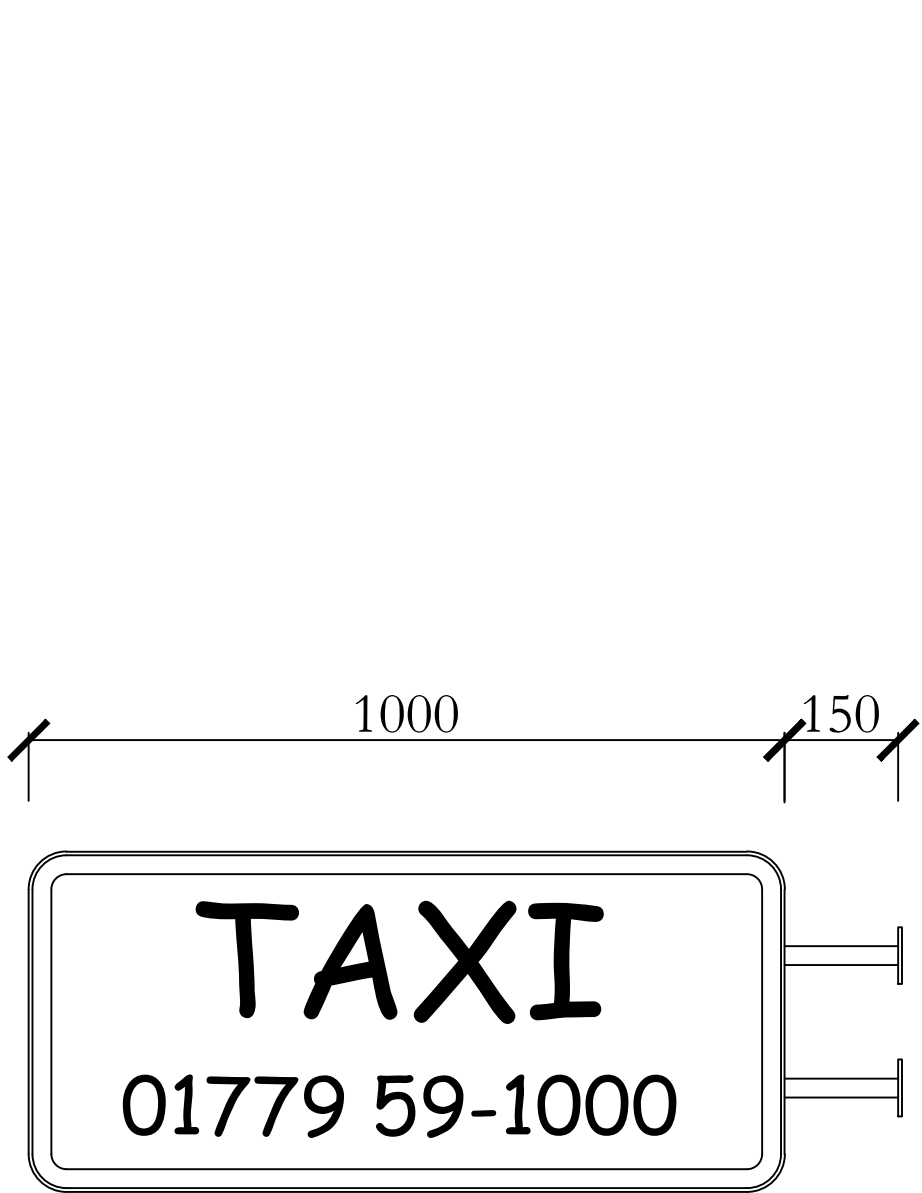


Location Plan
1.1250

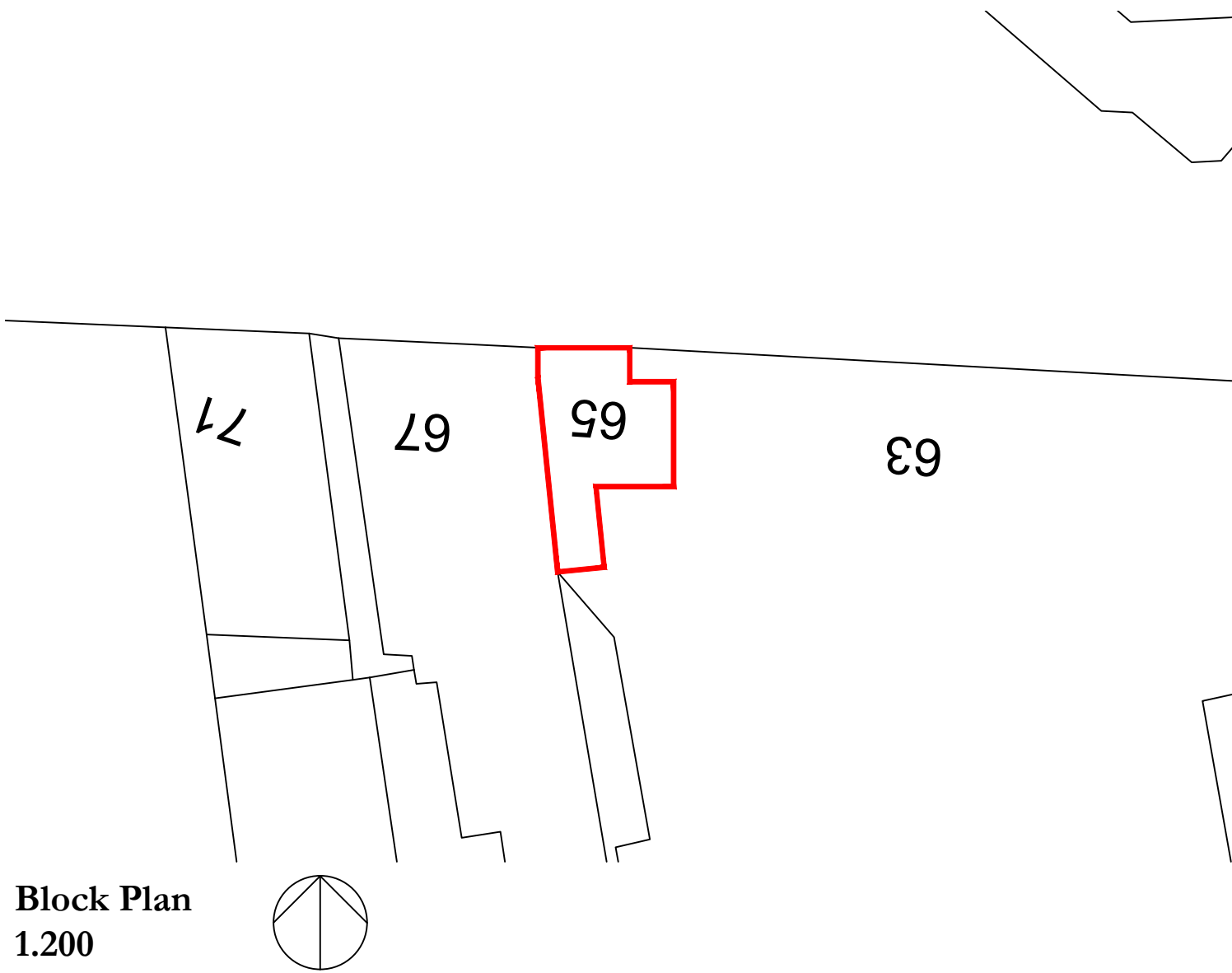


Light-Up Sign East Elevation
1.10

Light-Up Sign North
Elevation
1.10



Light-Up Sign West Elevation
1.10



Block Plan
1.200

Kevin O'Brien Architects LTD 83 Broad Street, Peterhead, AB42 1JL T: 01779 238020

New Signage, 65 Marischal Street, Peterhead for Ms E Buchan

STATUS RIBA Stage 1

JOB 21075 DWG L(0)101 REV . TITLE General Arrangement

SCALE as noted @ A2 DATE JULY 2021

Drawings to be read in conjunction with those of consulting structural engineer, HEALTH & SAFETY: PPE to be worn/used at all times. Check all suspect materials for asbestos & deal with handling and disposal under all relevant legislation. Ground conditions & underground services must be investigated prior to any excavation works. Service ducts shown are to be considered a minimum performance specification. Overhead cables to be safely dismantled and re-erected. Service connections & consents for same are responsibility of the main contractor unless agreed otherwise with employer. Carefully take down elements mindful of working at height and wider impact on other structures; pay particular regard to chimney stacks. Care to be taken dealing with groundwater and any leachate. All platforms & scaffolding to be set down and secured on hard-standing. No on-site welding without approval of principal designer. Site traffic: banksmen to guide vehicular traffic moving the ground for pedestrians, public and workers. Timber to be pre-treated off-site. Site composed to be secure, accessible, safe, not to hinder or impinge upon construction/ work area or safety of pedestrians. Suitable protective measures around elements of structure that are unprotected from fire during construction. Suitable protective barriers to be installed to prevent falls when working at height; care also to be taken to prevent falling materials, safety nets if possible or alternative approved. Steel beams to be hoisted in place by machine operation with banksmen guiding any manual adjustments; extra care to be taken when working at height. Large glass & other heavy items above safe lifting capacity should be mechanically hoisted in place. Any new external area to be non-slip surface material. These drawings are provided for the stated purpose (range) only. Unless expressly stated, these are not for construction, do not scale from these drawings, if in doubt, contact the office. The drawing may be suitable for construction purposes but it may be necessary to augment &/or amend the information for this purpose and it is the duty of the employer to appoint a consultant to carry out that duty. No liability will be accepted by Kevin O'Brien Architects Ltd (KOBAL) for any omission on this drawing should the drawing be used for construction purposes. Unless expressly stated in writing by KOBAL, neither on this drawing or otherwise, drawings are subject to separate annotation and/or documentation under CD(M)2015 regulations legislation and with particular respect to design, design health & safety information to be provided by the "Principal Designer". Intellectual copyright of all drawings for all time subsists with Kevin O'Brien Architects Ltd. Ordnance Survey maps (c) reproduced by license of Crown Copyright 2020. All rights reserved. License number 10002432.