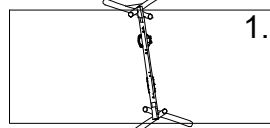

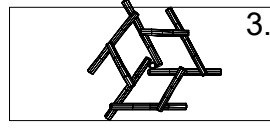
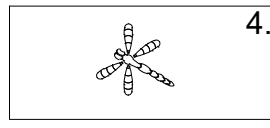
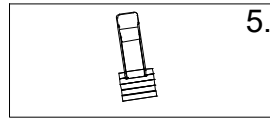
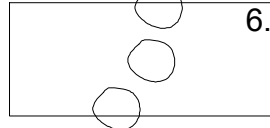
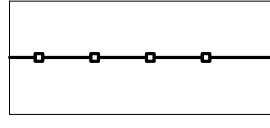
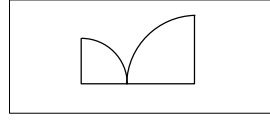
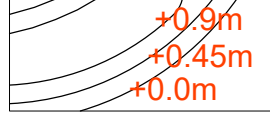
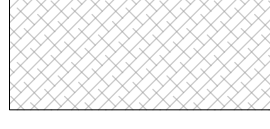
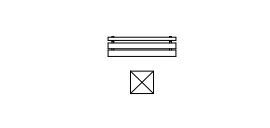







KEYWORTH

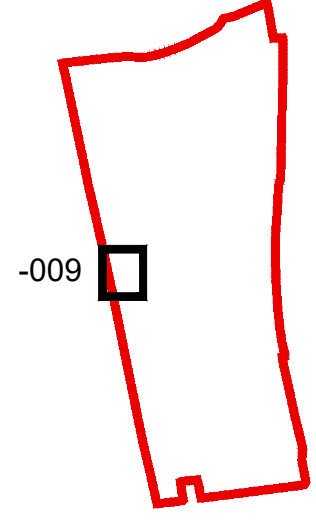
LEGEND - Play Area

-  1. JUNIOR & TODDLER SWING (Age 1-12)
*As Supplied by Miracle Design & Play Ltd
Ref: MB00015
Or similar approved*
-  2. BUTTERFLY SPRINGER SEESAW (Age 1-6)
*As Supplied by Miracle Design & Play Ltd
Ref: MB00141
Or similar approved*
-  3. TODDLER LOG STACK (Age 2+)
*As Supplied by Miracle Design & Play Ltd
Ref: MN20544
Or similar approved*
-  4. DRAGONFLY (Age 2+)
*As Supplied by Broxap Ltd
Ref: BX HMP 350007
Or similar approved*
-  5. HILL SLIDE 0.80-1.93m (Age 2-6)
*As Supplied by Miracle Design & Play Ltd
Ref: MB00225
Or similar approved*
-  6. FEATURE BOULDERS
*Caledonian Glacial Boulders
Mixture of Sizes, Well-rounded
Partly Embedded in the Soil*
-  POST AND RAIL FENCE
*1.2m High
Regional Specification*
-  SELF-CLOSING GATE
*x1 1.2m High Double Pedestrian & Vehicle Gates
As Supplied by Wicksteed Playgrounds Ltd
Ref: NFLPVGATE12
Or Similar Approved*
-  GRASS MOUND
*Each Contour represents 450mm.
0.9m Total Height above Ground Level.*
-  GRASS MATTING
*As Supplied by Technix Ltd
1.5x1m Grass Mats Pegged into Place &
Tied Together with Cable Ties
Or Similar Approved*
-  SITE FURNITURE
*As Supplied by Broxap Ltd
x2 Ashbourne Seat Ref: BX 720
x1 Derby Standard Litter Bin Ref: BX45 2550-S
Or similar approved*
-  SITE SIGNAGE
*Ownership/Usage
Exact Wording to be Agreed with the Local
Planning Authority*



THIS DRAWING IS TO BE READ IN CONJUNCTION WITH SEPERATE GROUP / SITE SPECIFIC CONSTRUCTION NOTES AND MATERIALS SPECIFICATION.

SHEET LAYOUT LOCATION PLAN NOT TO SCALE



PLAY AREA INSTALLATION NOTES

Play provision should be in accordance with the layout proposed. Individual elements within the layout are to be designed and implemented by a reputable natural play provision company registered and approved by ROSPA, CHAS or equivalent. All component materials and structures are to meet current safety standards and are to be subject to a suitable balanced risk assessment, guided by EN1176 and EN1177, at the design stage and at the pre and post installation stages. The play provider should also produce an ongoing maintenance plan for the play area. The play area is to be inspected and approved by a qualified play inspector prior to being opened for use.

Contractors must comply with all Health and Safety regulations and be aware of project/site specific information including referring to the information set out in the CDM drawings.

FOR FULL SITE LANDSCAPING SEE DRAWINGS MI127-LS-001 TO 006

Job.	Bunny Lane, Keyworth		
Title.	Site Landscaping Play Area		
Scale.	1:100 @A2	Drawn.	LP
Date.	Aug 2020	Checked.	PmJ

THIS DRAWING AND THE BUILDING WORKS DEPICTED ARE THE COPYRIGHT OF J.S BLOOR (SERVICES) LIMITED AND MAY NOT BE REPRODUCED OR AMENDED EXCEPT BY WRITTEN PERMISSION. NO LIABILITY WILL BE ACCEPTED FOR AMENDMENTS MADE BY OTHER PERSONS



J S BLOOR (SERVICES) LIMITED
ASHBY ROAD, MEASHAM, SWADLINCOTE,
DERBYSHIRE DE12 7JP
TELEPHONE 01530 270100 FACSIMILE 01530 272006

Drawing No.
MI127-LS-009