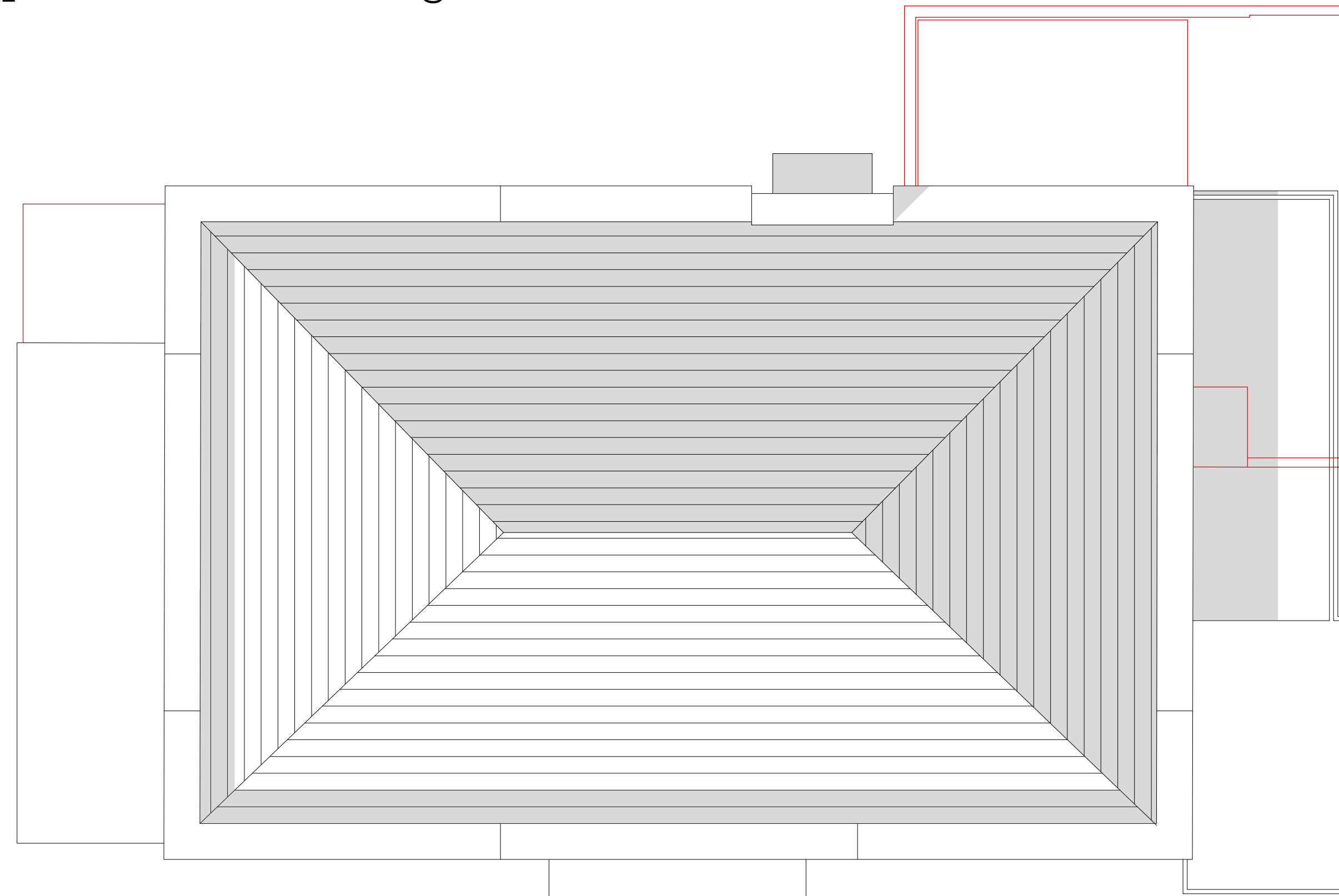
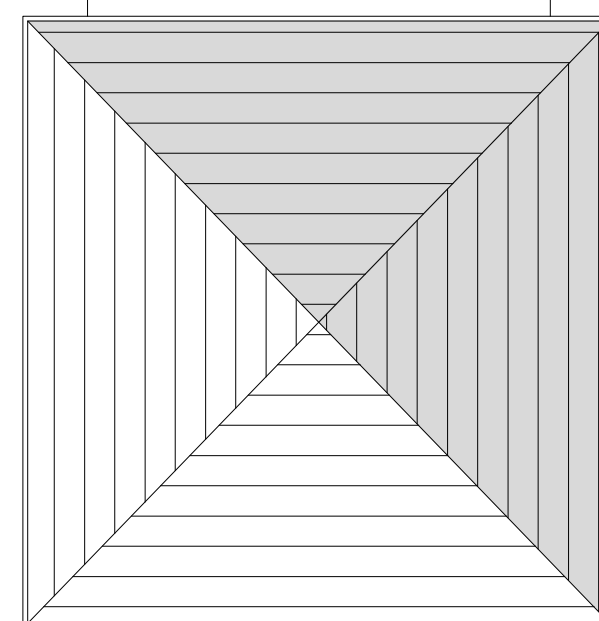


**P**  
PLAN  
PROPOSED GA PLAN  
SCALE 1:100 @ A1

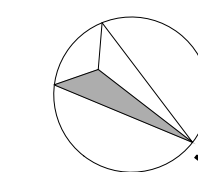


**P**  
PLAN  
PROPOSED ROOF PLAN  
SCALE 1:100 @ A1




AREA CALCULATIONS	
EXISTING BUILDING (GEA / GIA) =	444 / 382 Sqm 4779 / 4112 Sqft
PROPOSED BUILDING (GEA / GIA) =	436 / 371 Sqm 4693 / 3993 Sqft

DEMOLITION KEY	
	EXTENTS OF EXTERNAL WALLS TO BE DEMOLISHED



SCALE BAR 1:50



IMPORTANT:  
ONLY SCALE FOR PLANNING PURPOSES.  
ALL DIMENSIONS SHOWN ARE FOR REFERENCE ONLY, AND SHOULD BE VERIFIED ON SITE BY THE PRINCIPLE CONTRACTOR.  
COPYRIGHT:  
THIS DRAWING AND THE DETAILS HEREIN ARE THE COPYRIGHT OF BEYOND COMMUNICATIONS LTD AND MUST NOT BE REPRODUCED, ALTERED OR PASSED TO ANY THIRD PARTY WITHOUT PRIOR WRITTEN CONSENT.  
THE CONTRACTOR TO ADVISE ON ALL DETAILS AND ENSURE STABILITY AND STRENGTH OF CONSTRUCTION. THE CONTRACTOR TO PROVIDE SETTING OUT AND ROD DRAWINGS FOR APPROVAL PRIOR TO CONSTRUCTION.  
THE CONTRACTOR TO CHECK ALL DIMENSIONS ON SITE AND RELATE TO THESE DRAWINGS. THE CONTRACTOR TO REPORT ANY DISCREPANCIES TO DESIGNERS PRIOR TO CONSTRUCTION.  
ALL SERVICES TO LOCAL AUTHORITIES, BCO AND ENVIRONMENTAL HEALTH REQUIREMENTS, AND TO SERVICE ENGINEERS DETAILS. ALL STRUCTURE TO STRUCTURAL ENGINEERS DETAILS AND LOCAL AUTHORITIES AND BCO REQUIREMENTS.  
ALL CONSTRUCTION AND MATERIALS TO COMPLY WITH CURRENT BUILDING AND FIRE REGULATIONS.  
THE CONTRACTOR SHALL COMPLY WITH THE CONSTRUCTION (DESIGN AND CONSTRUCTION) ACT 1996 AND THE PREVENTION OF FIRES ON CONSTRUCTION SITES AND BUILDINGS UNDERGOING REPAIR/REBUILD HEALTH AND SAFETY AT WORK REGULATIONS 1974.  
CODE OF WELFARE CONDITIONS AS OUTLINED IN THE NATIONAL WORKING RULE AGREEMENT FOR THE BUILDING INDUSTRY AND ANY STATUTORY RULES AND ORDERS RELATING TO THE PROVISION AND MAINTENANCE OF WELFARE AND SAFETY MEASURES AND AMENITIES FOR ALL WORK PEOPLE EMPLOYED ON SITE.  
CONTRACTOR TO ENSURE, WHERE APPLICABLE, THAT ALL LANDLORDS GUIDELINE REQUIREMENTS ARE MET.  
WHERE DRAWING HAVE BEEN ISSUED AS DXF, DWG OR OTHER ELECTRONIC MEANS, THE DESIGNERS CANNOT BE HELD RESPONSIBLE FOR THE ACCURACY OF THE DATA WITHIN YOUR CAD SYSTEM AFTER TRANSFORMATION. THE RECIPIENT IS ADVISED TO USE THE TRANSLATED DATA ONLY AS BACKGROUND FOR DRAWING PURPOSES.

B	20/06/2021	AREA CALCULATIONS UPDATED	MC
A	08/06/2021	AREA CALCULATIONS UPDATED	MC
REV	DATE	DESCRIPTION	NAME

Status: **PLANNING**

**Beyond LONDON**  
4a KING STREET STUDIOS, LONDON, W6 0QA  
WWW.BEYONDLONDON.COM  
TEL: 020 8846 3880

Client:  
**Tim Hortons**

Project Name:  
**7416 TEESIDE**

Format:  
**NON-STANDARD DRIVE-THRU**

Title:  
**PROPOSED GA & ROOF PLAN**

Site Address:  
**Haydock Park Road  
Teesside Retail Park  
Stockton-on-Tees  
TS17 7BG**

Drawing No:  
**7416-PL-01.8**

Date: 17/05/2021

Scale: 1:100 @A1

Drawn by: MVB  
Checked: MC