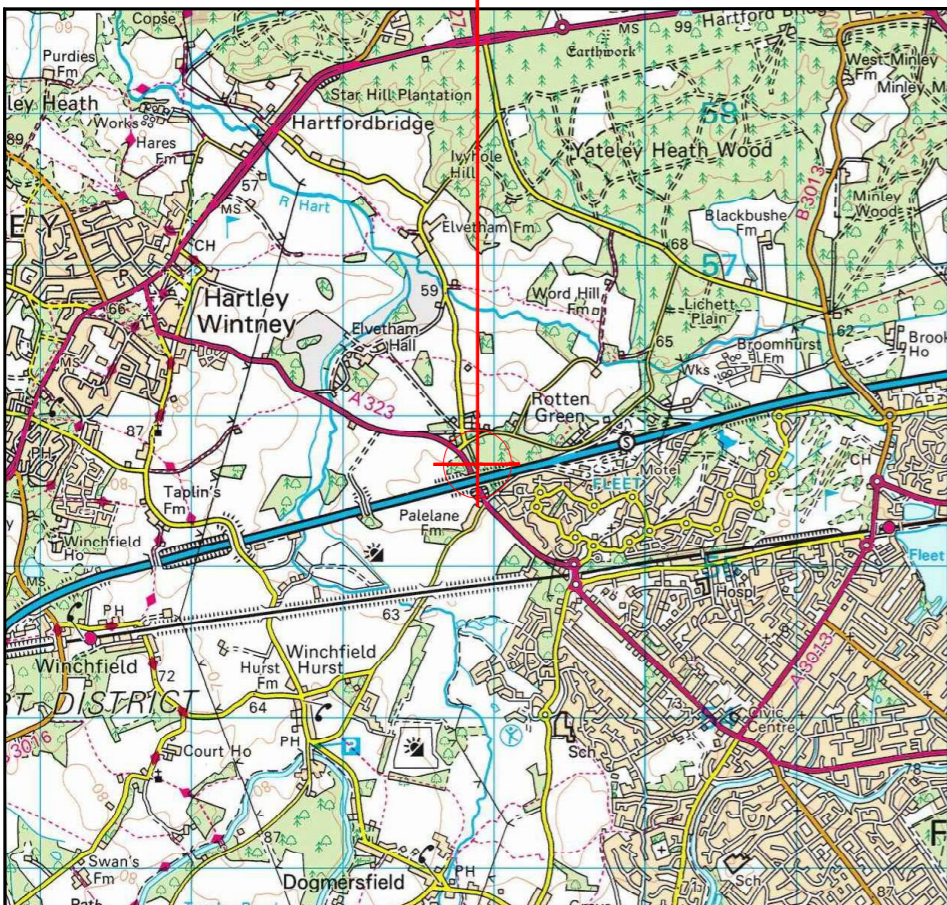
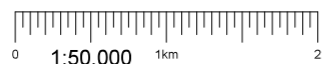


SITE LOCATION



Reproduced by permission of Ordnance Survey on behalf of the Controller of Her Majesty's Stationery Office
All rights reserved. © Crown Copyright licence no. 100022432

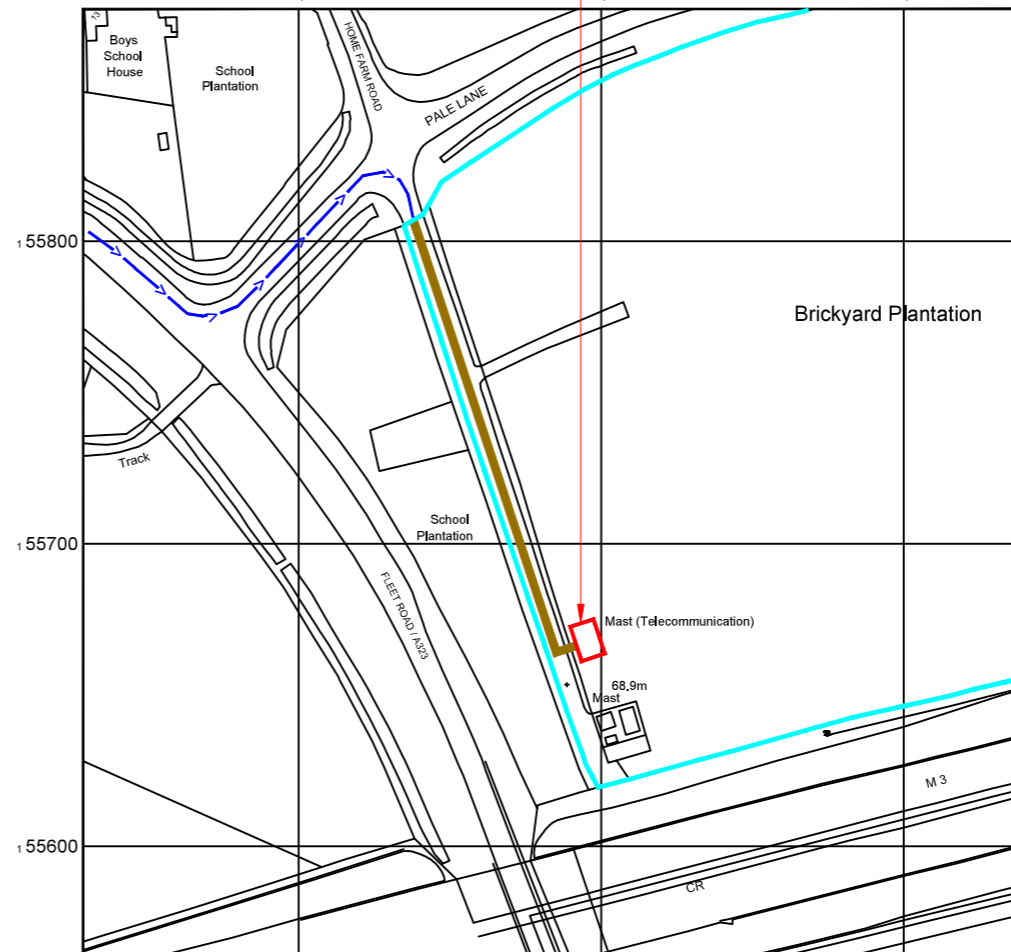
SITE AREA PLAN



SITE AREA PLAN



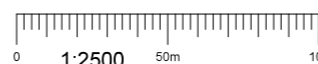
SITE LOCATION



Reproduced by permission of Ordnance Survey on behalf of the Controller of Her Majesty's Stationery Office
All rights reserved. © Crown Copyright licence no. 100022432

NGR E: 478895 N: 155670

SITE LOCATION PLAN



GOOGLE MAPS QR CODE

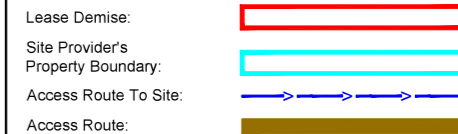
GOOGLE MAPS - [Hyperlink to map of the site](#)

GOOGLE STREETVIEW - [Hyperlink to map of the site](#)

NOTES:

1. ALL DIMENSIONS IN MM UNLESS OTHERWISE NOTED.

DIRECTIONS TO SITE:
TRAVELLING EAST BOUND ON THE M3, EXIT THE MOTORWAY AT J5, THEN AT THE ROUNDABOUT TAKE THE SECOND EXIT ONTO B3349 AND FOLLOW FOR 1.5 MILES GOING THROUGH 2No. ROUNDABOUTS THEN AT THE NEXT ROUNDABOUT TAKE THE THIRD EXIT ONTO A30/LONDON ROAD AND FOLLOW FOR 2.9 MILES THEN AT THE NEXT ROUNDABOUT TAKE THE SECOND EXIT ONTO A323/FLEET ROAD AND FOLLOW FOR 1.6 MILES THEN TURN RIGHT ONTO PALE LANE THEN TAKE IMMEDIATE RIGHT ONTO TRACK AND FOLLOW TO THE END TO THE SITE LOCATION.



Master:	MBNL / EE / H3G	Project:	T&A	Purpose of Issue:	PLANNING	Issue:	C
Date:	15/06/2021	Revision / Upgrade Description:					
Drawn:	S.Bevan	Proposed Cabinet Layout Re-designed					
Checked:	A.Dobson						
Approved:	A.Dobson						
Master:	MBNL / EE / H3G	Project:	T&A	Purpose of Issue:	PLANNING	Issue:	B
Date:	21/05/2021	Revision / Upgrade Description:					
Drawn:	S.Bevan	MBNL Rejection Comments - Cabinet Layout, Notations & Cable Route Revised					
Checked:	A.Dobson						
Approved:	A.Dobson						
Master:	MBNL / EE / H3G	Project:	T&A	Purpose of Issue:	PLANNING	Issue:	A
Date:	26/04/2021	Revision / Upgrade Description:					
Drawn:	S.Bevan	First Issue - Planning					
Checked:	A.Dobson						
Approved:	A.Dobson						



Hutchison 3G UK Limited
Star House, 30 Grenfell Road
Maidenhead, SL6 1EH
Tel: 01628 785 000
Fax: 01628 785 001



Hatfield Business Park
Hatfield
Hertfordshire
AL10 9BW
Tel: 01707 315000
Fax: 01707 319001



Mobile Broadband Network Limited
Sixth Floor, Thames Tower, Station Road, Reading, RG1 1LX

Design Consultant & Principal Contractor:



Unit E, Madison Place, Northampton Road,
Manchester, M40 5AG
Tel: 0161 785 4500 Fax: 0161 785 4501
Web: www.clarke-telecom.com

Site Name: BRICKYARD PLANTATION

Site ID: 1107538

Address: BRICKYARD PLANTATION
PALE LANE
ELVETHAM
HAMPSHIRE
RG27 8AZ

Title: 002 SITE LOCATION PLAN

Project: T&A

Purpose of Issue: PLANNING

EE Cell ID: 25630	MBNL Cell ID: HRT036	3UK Cell ID: RG0040
----------------------	-------------------------	------------------------

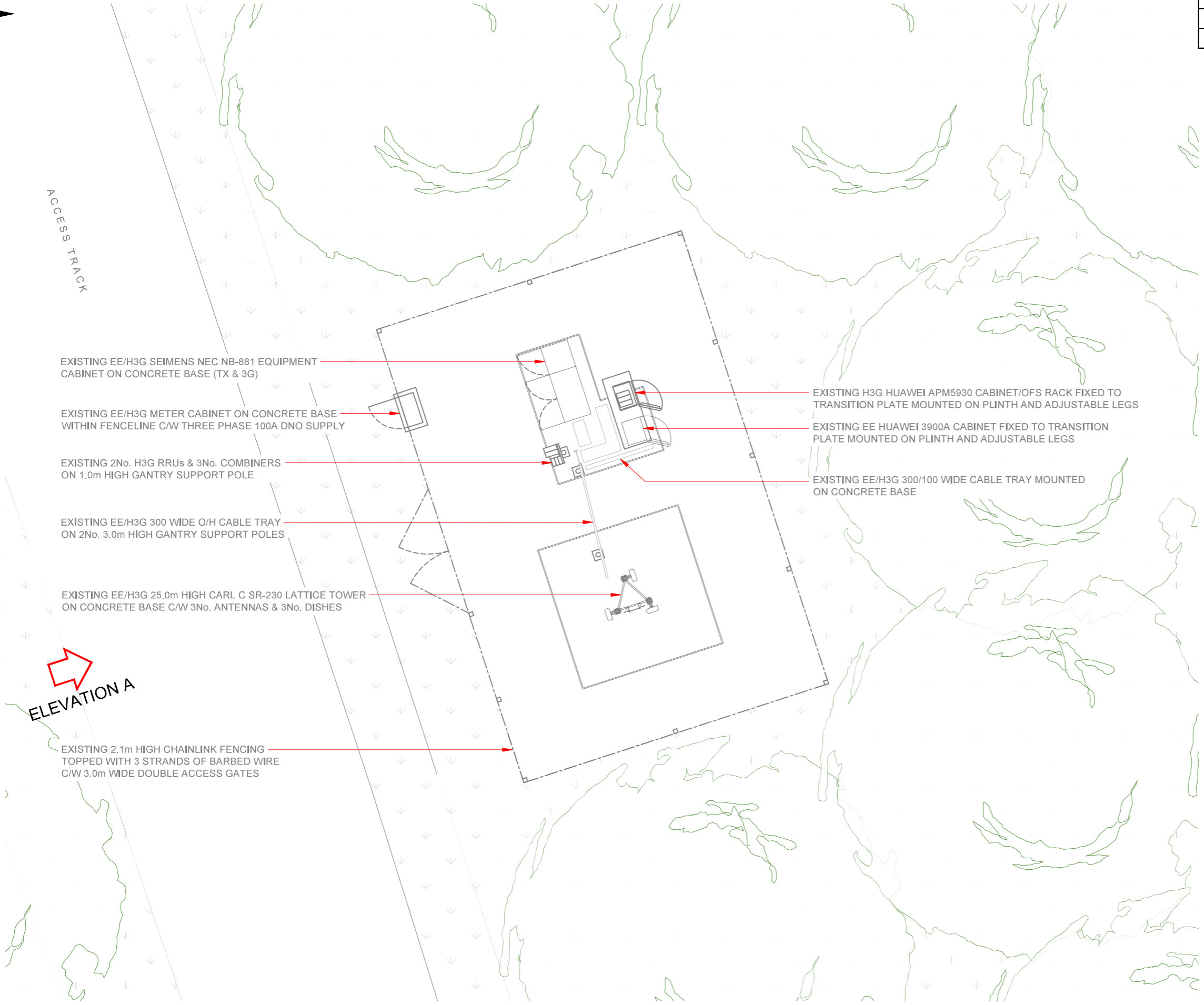
Master Drawing No: 1107538_HRT036_25630_RG0040_M003	Issue: C
--	-------------

100mm
50mm
10mm



3G / 4G Antenna ID	Existing 3G Bearing
uA1	70°
uB1	160°
uC1	250°

NOTES:
1. ALL DIMENSIONS IN MM UNLESS OTHERWISE NOTED.



EXISTING EE/H3G SEIMENS NEC NB-881 EQUIPMENT CABINET ON CONCRETE BASE (TX & 3G)

EXISTING EE/H3G METER CABINET ON CONCRETE BASE WITHIN FENCELINE C/W THREE PHASE 100A DNO SUPPLY

EXISTING 2No. H3G RRU's & 3No. COMBINERS ON 1.0m HIGH GANTRY SUPPORT POLE

EXISTING EE/H3G 300 WIDE O/H CABLE TRAY ON 2No. 3.0m HIGH GANTRY SUPPORT POLES

EXISTING EE/H3G 25.0m HIGH CARL C SR-230 LATTICE TOWER ON CONCRETE BASE C/W 3No. ANTENNAS & 3No. DISHES

EXISTING 2.1m HIGH CHAINLINK FENCING TOPPED WITH 3 STRANDS OF BARBED WIRE C/W 3.0m WIDE DOUBLE ACCESS GATES

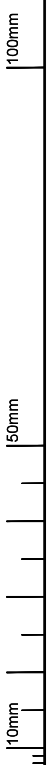
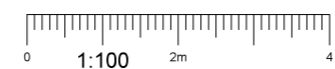
EXISTING H3G HUAWEI APM5930 CABINET/OFS RACK FIXED TO TRANSITION PLATE MOUNTED ON PLINTH AND ADJUSTABLE LEGS

EXISTING EE HUAWEI 3900A CABINET FIXED TO TRANSITION PLATE MOUNTED ON PLINTH AND ADJUSTABLE LEGS

EXISTING EE/H3G 300/100 WIDE CABLE TRAY MOUNTED ON CONCRETE BASE

ELEVATION A

EXISTING SITE PLAN



Master:	MBNL / EE / H3G	Project:	T&A	Purpose of Issue:	PLANNING	Issue:	C	
M003	MBNL							
Date:	15/06/2021	Revision / Upgrade Description:						
Drawn:	S.Bevan	Proposed Cabinet Layout Re-designed						
Checked:	A.Dobson							
Approved:	A.Dobson							
Master:	MBNL / EE / H3G	Project:	T&A	Purpose of Issue:	PLANNING	Issue:	B	
M002	MBNL							
Date:	21/05/2021	Revision / Upgrade Description:						
Drawn:	S.Bevan	MBNL Rejection Comments - Cabinet Layout, Notations & Cable Route Revised						
Checked:	A.Dobson							
Approved:	A.Dobson							
Master:	MBNL / EE / H3G	Project:	T&A	Purpose of Issue:	PLANNING	Issue:	A	
M001	MBNL							
Date:	26/04/2021	Revision / Upgrade Description:						
Drawn:	S.Bevan	First Issue - Planning						
Checked:	A.Dobson							
Approved:	A.Dobson							



Hutchison 3G UK Limited
Star House, 20 Grenfell Road
Maidenhead, SL6 1EH
Tel: 01628 785 000
Fax: 01628 785 001



Hatfield Business Park
Hatfield
Hertfordshire
AL10 9BW
Tel: 01707 315000
Fax: 01707 319001



Mobile Broadband Network Limited
Sixth Floor, Thames Tower, Station Road, Reading, RG1 1LX

Design Consultant & Principal Contractor:

Unit E, Madison Place, Northampton Road,
Manchester, M40 5AG
Tel: 0161 785 4500 Fax: 0161 785 4501
Web: www.clarke-telecom.com

Site Name: **BRICKYARD PLANTATION**

Site ID: **1107538**

Address: **BRICKYARD PLANTATION
PALE LANE
ELVETHAM
HAMPSHIRE
RG27 8AZ**

Title: **100 EXISTING SITE PLAN**

Project: **T&A**

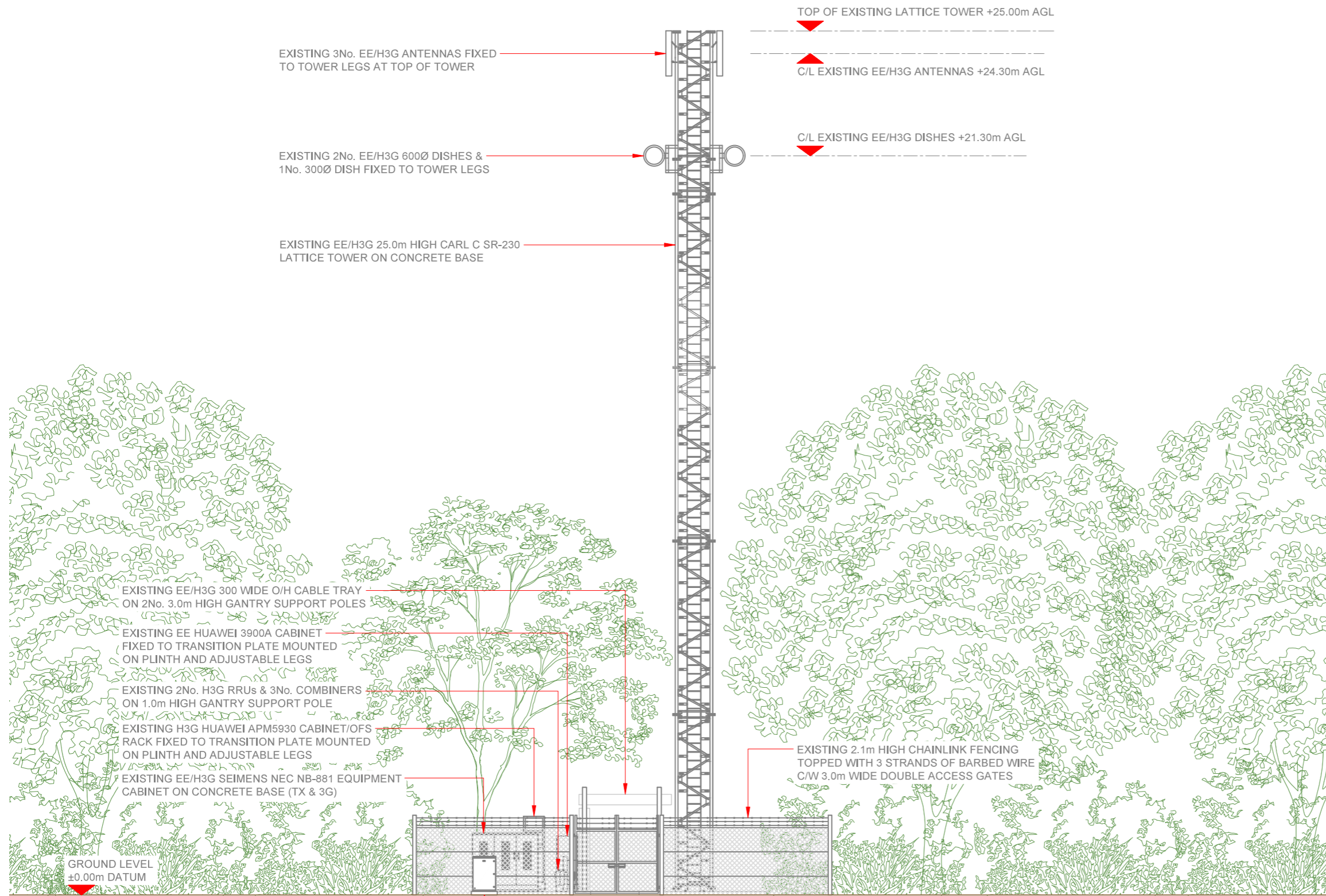
Purpose of Issue: **PLANNING**

EE Cell ID: 25630	MBNL Cell ID: HRT036	3UK Cell ID: RG0040
-----------------------------	--------------------------------	-------------------------------

Master Drawing No: **1107538_HRT036_25630_RG0040_M003** Issue: **C**

3G / 4G Antenna ID	Existing 3G Bearing
uA1	70°
uB1	160°
uC1	250°

NOTES:
1. ALL DIMENSIONS IN MM UNLESS OTHERWISE NOTED.



100mm
50mm
10mm

EXISTING ELEVATION A



Master:	MBNL / EE / H3G	Project:	T&A	Purpose of Issue:	PLANNING	Issue:	C
Date:	15/06/2021	Revision / Upgrade Description:					
Drawn:	S.Bevan	Proposed Cabinet Layout Re-designed					
Checked:	A.Dobson						
Approved:	A.Dobson						
Master:	MBNL / EE / H3G	Project:	T&A	Purpose of Issue:	PLANNING	Issue:	B
Date:	21/05/2021	Revision / Upgrade Description:					
Drawn:	S.Bevan	MBNL Rejection Comments - Cabinet Layout, Notations & Cable					
Checked:	A.Dobson	Route Revised					
Approved:	A.Dobson						
Master:	MBNL / EE / H3G	Project:	T&A	Purpose of Issue:	PLANNING	Issue:	A
Date:	26/04/2021	Revision / Upgrade Description:					
Drawn:	S.Bevan	First Issue - Planning					
Checked:	A.Dobson						
Approved:	A.Dobson						



Hutchison 3G UK Limited
Star House, 30 Grenfell Road
Maidenhead, SL6 1EH
Tel: 01628 785 000
Fax: 01628 785 001



Hatfield Business Park
Hatfield
Hertfordshire
AL10 9BW
Tel: 01707 315000
Fax: 01707 319001



Mobile Broadband Network Limited
Sixth Floor, Thames Tower, Station Road, Reading, RG1 1LX

Design Consultant & Principal Contractor:



Unit E, Madison Place, Northampton Road,
Manchester, M40 5AG
Tel: 0161 785 4500 Fax: 0161 785 4501
Web: www.clarke-telecom.com

Site Name: BRICKYARD PLANTATION

Site ID: 1107538

Address: BRICKYARD PLANTATION
PALE LANE
ELVETHAM
HAMPSHIRE
RG27 8AZ

Title: 150 EXISTING ELEVATION A

Project: T&A

Purpose of Issue: PLANNING

EE Cell ID:	MBNL Cell ID:	3UK Cell ID:
25630	HRT036	RG0040

Master Drawing No:	Issue:
1107538_HRT036_25630_RG0040_M003	C



ACCESS TRACK

Antenna Aperture ID	Proposed 4G/5G Bearing	Operator: Shared/ EE/H3G
A1	70°	EE
B1	160°	EE
C1	250°	EE
A2	70°	H3G
B2	160°	H3G
C2	250°	H3G

NOTES:

- ALL DIMENSIONS IN MM UNLESS OTHERWISE NOTED.

NOTE:
EXACT SIZE OF PROPOSED OVERCAST CONCRETE BASE TO BE CONFIRMED FOLLOWING GEOTECH

NOTE:
EXISTING 25.0m HIGH CARL C SR-230 LATTICE TOWER & EE/H3G EQUIPMENT CABINETS TO BE REMOVED.
EXISTING CONCRETE BASES TO BE RETAINED

PROPOSED 2No. H3G BOBs & 3No. H3G PASSIVE ROUTERS TO BE MOUNTED ON GANTRY POLE

PROPOSED 3No. EE BOBs & 3No. EE PASSIVE ROUTERS TO BE MOUNTED ON GANTRY POLE

EXISTING EE/H3G SEIMENS NEC NB-881 EQUIPMENT CABINET ON CONCRETE BASE (TX & 3G) TO BE RETAINED FOR UPGRADE

PROPOSED 3No H3G EQUIPMENT CABINETS ON PROPOSED CONCRETE BASE. PROPOSED 3No. H3G RRUs TO BE INSTALLED WITHIN

EXISTING EE/H3G METER CABINET ON CONCRETE BASE WITHIN FENCELINE C/W THREE PHASE 100A DNO SUPPLY, TO BE RETAINED FOR UPGRADE

PROPOSED BASE EXTENSION REQUIRED ON EXISTING CONCRETE BASE FOR PROPOSED EQUIPMENT CABINETS

PROPOSED EE/H3G THREE PHASE DIST. BOARD WITHIN WEATHERPROOF ENCLOSURE TO BE MOUNTED ON EXISTING GANTRY

PROPOSED 3No EE EQUIPMENT CABINETS ON PROPOSED CONCRETE BASE. PROPOSED 3No. EE RRUs TO BE INSTALLED WITHIN

EXISTING 2.1m HIGH CHAINLINK FENCING TOPPED WITH 3 STRANDS OF BARBED WIRE C/W 3.0m WIDE DOUBLE ACCESS GATES. ACCESS GATE TO BE RELOCATED APPROX 1.3m TO ALLOW FOR OVERCAST BASE TO BE INSTALLED

PROPOSED EE/H3G 450 WIDE O/H CABLE LADDER ROUTES ON 4No. 3.0m HIGH GANTRY SUPPORT POLES & 2No. 2.0m HIGH GANTRY SUPPORT POLES

ELEVATION A

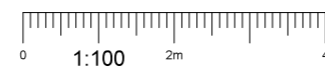
PROPOSED 27.5m HIGH FLI LATTICE TOWER ON NEW 6.25m x 6.25m x 1.2m DEEP OVERCAST CONCRETE BASE.

EXISTING EE/H3G 3.7m x 3.7m CONCRETE BASE TO BE RETAINED BELOW PROPOSED CONCRETE BASE

PROPOSED 3No. EE APERTURES, 3No. H3G APERTURES, EE GPS NODE & H3G GPS NODE ON CIRCULAR HEADFRAME AT TOP OF TOWER. PROPOSED 1No. EE/H3G 600Ø DISH, 12No. EE RRUs, 12No. H3G RRUs, 3No. EE BOBs, 6No. H3G BOBs, 6No. EE MHAs, 3No. H3G MHAs, 3No. EE ACTIVE ROUTERS & 3No. H3G ACTIVE ROUTERS TO BE INSTALLED ON POLES ON ACCESS PLATFORMS BELOW ANTENNAS. EXISTING 3No. EE/H3G DISHES TO BE RELOCATED ONTO HEADFRAME AT INCREASED HEIGHT

PROPOSED 1.1m HIGH HANDRAIL TO BE FIXED AROUND PERIMETER OF PROPOSED OVERCAST CONCRETE BASE C/W ACCESS STEPS

PROPOSED MAX CONFIGURATION SITE PLAN



Master:	MBNL / EE / H3G	Project:	T&A	Purpose of Issue:	PLANNING	Issue:	C
M003	MBNL	T&A	PLANNING	C			
Date:	15/06/2021	Revision / Upgrade Description:					
Drawn:	S.Bevan	Proposed Cabinet Layout Re-designed					
Checked:	A.Dobson						
Approved:	A.Dobson						
Master:	MBNL / EE / H3G	Project:	T&A	Purpose of Issue:	PLANNING	Issue:	B
M002	MBNL	T&A	PLANNING	B			
Date:	21/05/2021	Revision / Upgrade Description:					
Drawn:	S.Bevan	MBNL Rejection Comments - Cabinet Layout, Notations & Cable Route Revised					
Checked:	A.Dobson						
Approved:	A.Dobson						
Master:	MBNL / EE / H3G	Project:	T&A	Purpose of Issue:	PLANNING	Issue:	A
M001	MBNL	T&A	PLANNING	A			
Date:	26/04/2021	Revision / Upgrade Description:					
Drawn:	S.Bevan	First Issue - Planning					
Checked:	A.Dobson						
Approved:	A.Dobson						

Hutchison 3G UK Limited
Star House, 20 Grenfell Road
Maidenhead, SL6 1EH
Tel: 01628 785 000
Fax: 01628 785 001

H3G Base Station Information Line
0845 6043000
Available 8am-8pm Monday to Friday

Hatfield Business Park
Hatfield
Hertfordshire
AL10 9BW

Tel: 01707 315000
Fax: 01707 319001

MBNL Mobile Broadband Network Limited
Sixth Floor, Thames Tower, Station Road, Reading, RG1 1LX

Design Consultant & Principal Contractor:

Unit E, Madison Place, Northampton Road,
Manchester, M40 5AG
Tel: 0161 785 4500 Fax: 0161 785 4501
Web: www.clarke-telecom.com

Site Name: **BRICKYARD PLANTATION**

Site ID: **1107538**

Address: **BRICKYARD PLANTATION
PALE LANE
ELVETHAM
HAMPSHIRE
RG27 8AZ**

Title: **215 MAX CONFIGURATION SITE PLAN**

Project: **T&A**

Purpose of Issue: **PLANNING**

EE Cell ID: 25630	MBNL Cell ID: HRT036	3UK Cell ID: RG0040
-----------------------------	--------------------------------	-------------------------------

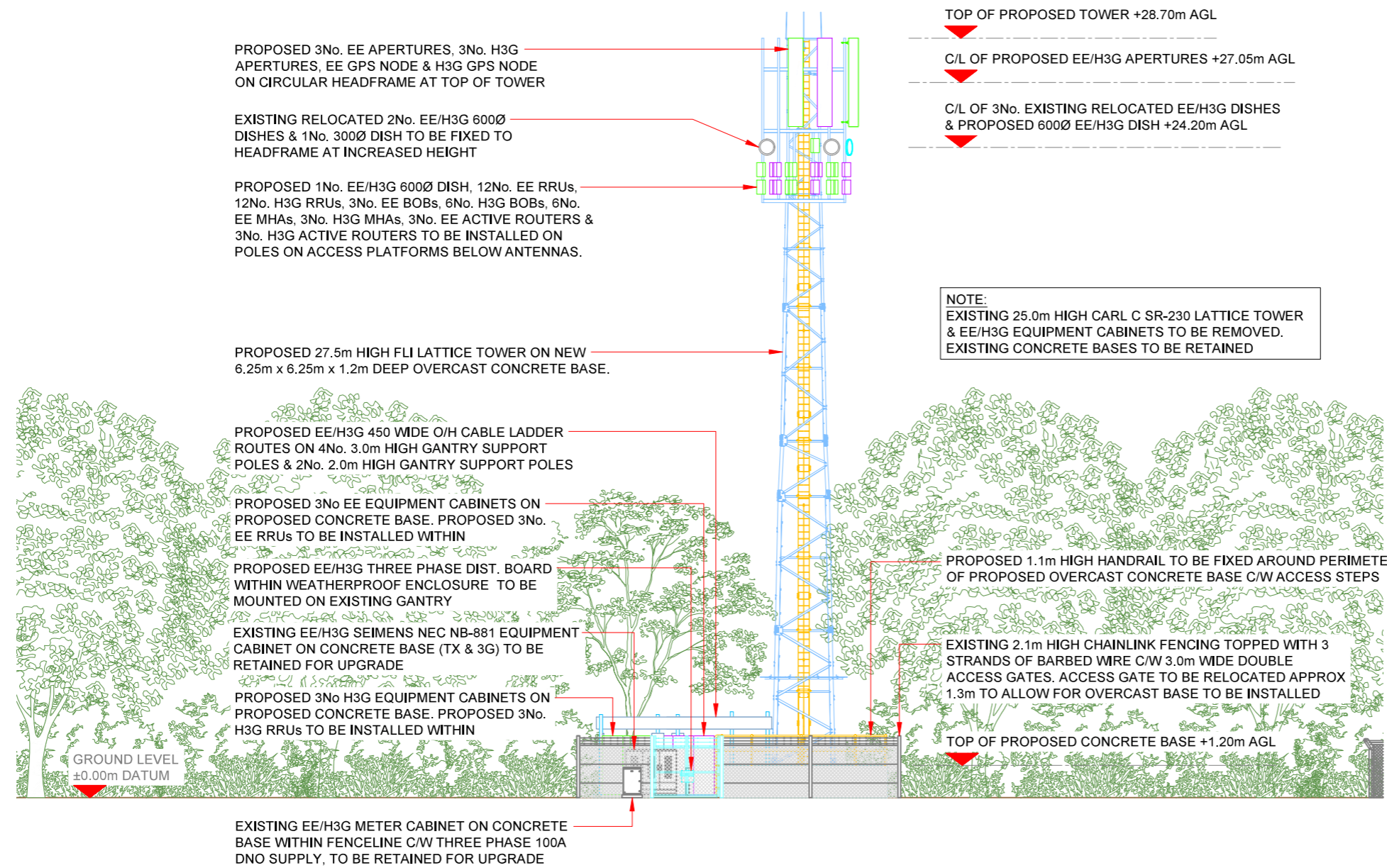
Master Drawing No: 1107538_HRT036_25630_RG0040_M003	Issue: C
---	--------------------

Passive Infrastructure Equipment Capacity		
A	B	C
H2a	H2a	H2a

Antenna Aperture ID	Proposed 4G/5G Bearing	Operator: Shared/ EE/H3G
A1	70°	EE
B1	160°	EE
C1	250°	EE
A2	70°	H3G
B2	160°	H3G
C2	250°	H3G

NOTES:
1. ALL DIMENSIONS IN MM UNLESS OTHERWISE NOTED.

NOTE:
EXACT SIZE OF PROPOSED OVERCAST CONCRETE BASE TO BE CONFIRMED FOLLOWING GEOTECH



PROPOSED MAX CONFIGURATION ELEVATION A



Master:	MBNL / EE / H3G	Project:	T&A	Purpose of Issue:	PLANNING	Issue:	C
M003	MBNL	T&A	PLANNING	C	Proposed Cabinet Layout Re-designed		
Date:	15/06/2021	Revision / Upgrade Description:					
Drawn:	S.Bevan	Proposed Cabinet Layout Re-designed					
Checked:	A.Dobson	Route Revised					
Approved:	A.Dobson						
Master:	MBNL / EE / H3G	Project:	T&A	Purpose of Issue:	PLANNING	Issue:	B
M002	MBNL	T&A	PLANNING	B	MBNL Rejection Comments - Cabinet Layout, Notations & Cable		
Date:	21/05/2021	Revision / Upgrade Description:					
Drawn:	S.Bevan	Route Revised					
Checked:	A.Dobson						
Approved:	A.Dobson						
Master:	MBNL / EE / H3G	Project:	T&A	Purpose of Issue:	PLANNING	Issue:	A
M001	MBNL	T&A	PLANNING	A	First Issue - Planning		
Date:	26/04/2021	Revision / Upgrade Description:					
Drawn:	S.Bevan						
Checked:	A.Dobson						
Approved:	A.Dobson						

Hutchison 3G UK Limited
Star House, 30 Grenfell Road
Maidenhead, SL6 1EH
Tel: 01628 785 000
Fax: 01628 785 001

Hatfield Business Park
Hatfield
Hertfordshire
AL10 9BW
Tel: 01707 315000
Fax: 01707 319001

MBNL Mobile Broadband Network Limited
Sixth Floor, Thames Tower, Station Road, Reading, RG1 1LX

Design Consultant & Principal Contractor:

Unit E, Madison Place, Northampton Road,
Manchester, M40 5AG
Tel: 0161 785 4500 Fax: 0161 785 4501
Web: www.clarke-telecom.com

Site Name: **BRICKYARD PLANTATION**

Site ID: **1107538**

Address: **BRICKYARD PLANTATION
PALE LANE
ELVETHAM
HAMPSHIRE
RG27 8AZ**

Title: **265 MAX CONFIGURATION ELEVATION**

Project: **T&A**

Purpose of Issue: **PLANNING**

EE Cell ID: 25630	MBNL Cell ID: HRT036	3UK Cell ID: RG0040
-----------------------------	--------------------------------	-------------------------------

Master Drawing No: 1107538_HRT036_25630_RG0040_M003	Issue: C
---	--------------------

Passive Infrastructure Equipment Capacity		
A	B	C
H2a	H2a	H2a

100mm
50mm
10mm