

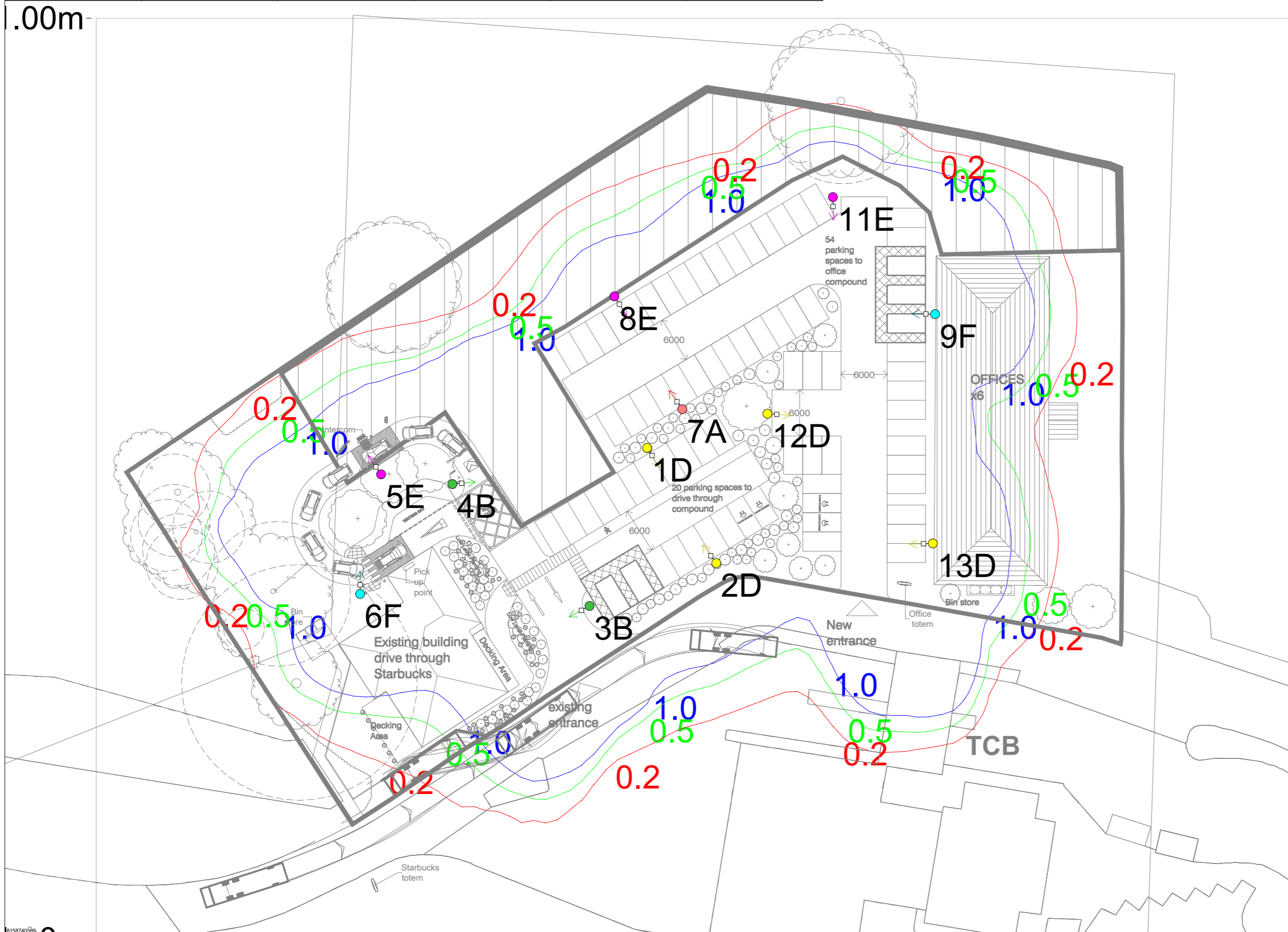


	Luminaire A 	Luminaire B 	Luminaire D 	Luminaire E 	Luminaire F 
Supplier	Philips	Philips	Philips	Philips	Philips
Type	BGP292 DW50	BGP293 DX50	BGP292 DW50	BGP291 DM12	BGP292 DX50
Lamp(s)	LED-HB 5.2S 730	LED-HB 5.2S 730	LED-HB 5.2S 730	LED-HB 5.2S 730	LED-HB 5.2S 730
Lamp Flux (klm)	6.00	14.50	8.50	4.40	6.50
Maintenance Factor	0.83	0.83	0.83	0.83	0.83
No. in Project	1	2	4	3	2



PROJECT NAME:
A3 Services Site Liphook Northbound

PROJECT No:
1831-DFL-ILG-XX-CA-13004

SCALE: **1:500** DATE: **2 July 2021**

CALCULATION:
Horizontal Illuminance (lux)

DESIGNER:
Designs For Lighting LTD.

Location: A3 Services Site Liphook Northbound
 Environmental Zone: E2
 Indicative light spill diagram
 Not for construction
 Initial light levels shown
 Light spill diagram does not consider blocking or shading effects of light limiting objects and represents horizontal light spill at ground floor level.
 Light spill diagram to be read in conjunction with Lighting Strategy: 1831-DFL-ELG-XX-RP-EO-13001-S3.
 Isolux contours shown:
 1.0 Lux - Blue
 0.5 Lux - Green
 0.2 Lux - Red
 Paper Size: A3

CHECKED BY: **GH** APPROVED BY: **RC**

REVISION: **P04** SUITABILITY: **S3**

PREPARED BY:
 Designs for Lighting Ltd
 17 City Business Centre
 Hyde Street
 Winchester
 Hampshire
 SO23 7TA
 United Kingdom
 e-mail: info@df-l-uk.com
 website: www.dfl-uk.com