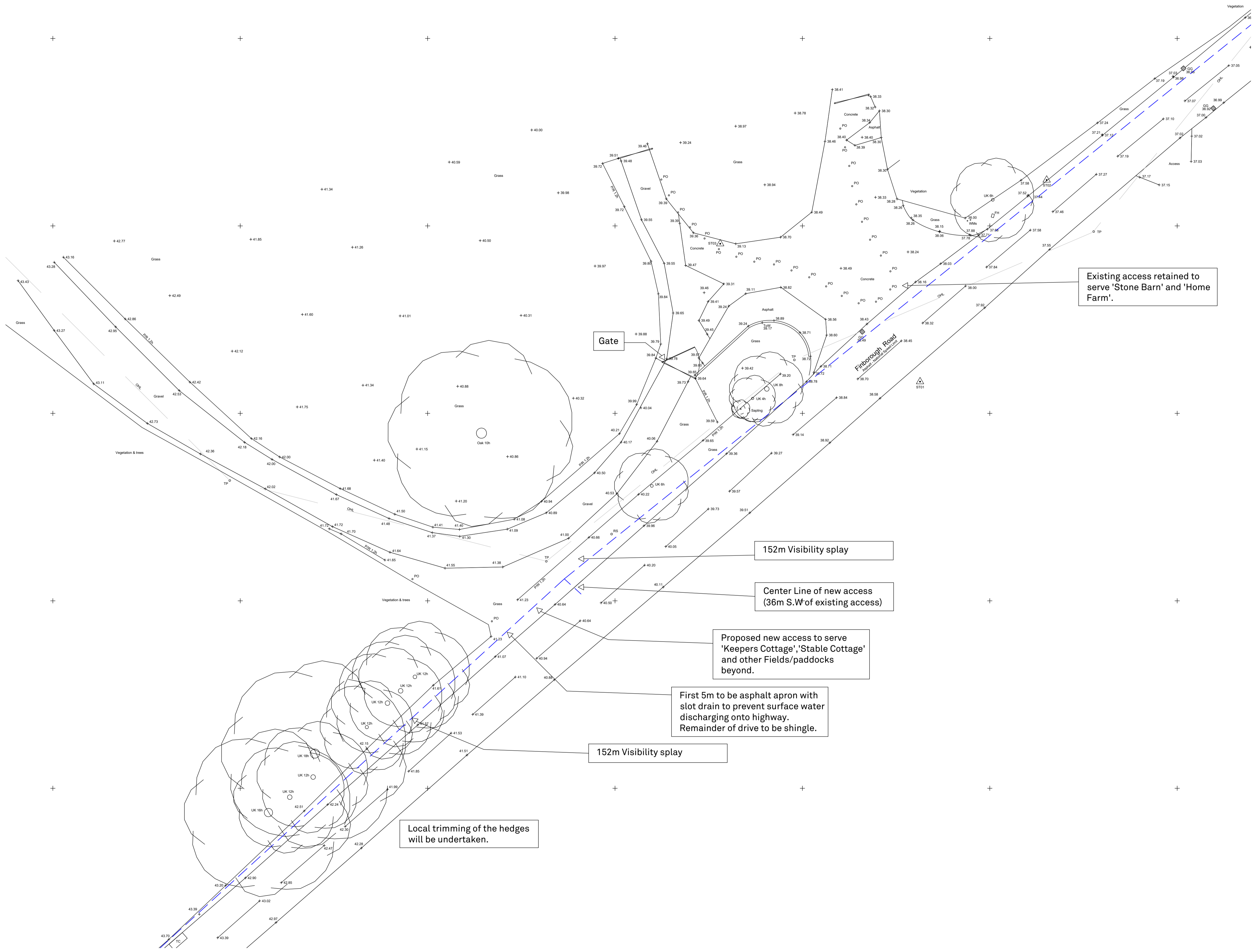
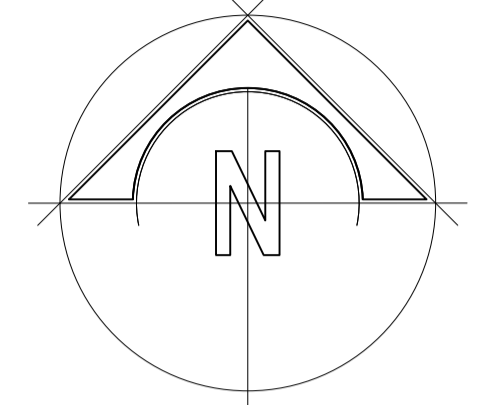


© This drawing and design are copyright.
 Do not scale from this drawing. Use only figured dimensions. If in doubt, ask.
 All dimensions are to be checked on site.
 Any discrepancies should be reported immediately to the Architect.



Existing access retained to serve 'Stone Barn' and 'Home Farm'.

Gate

152m Visibility splay

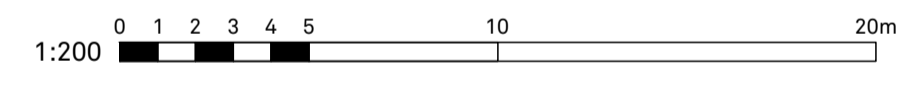
Center Line of new access
(36m S.W. of existing access)

Proposed new access to serve
'Keepers Cottage', 'Stable Cottage'
and other Fields/paddocks
beyond.

First 5m to be asphalt apron with
slot drain to prevent surface water
discharging onto highway.
Remainder of drive to be shingle.

152m Visibility splay

Local trimming of the hedges
will be undertaken.



Patrick Allen & Associates Architects
 architects@patrickallen.org.uk 2 Grange Business Centre
 www.patrickallen.org.uk Tommy Flowers Drive
 +44 (0)1473 620660 Grange Farm
 Kesgrave, Ipswich
 Suffolk, IP5 2BY

Project
 New Access, Stone Barn
 Home Farm, Great Finsborough
 Stowmarket
 IP14 3BQ

Client
 John Sinclair

Drawing Title
 Access Visibility

Drawing Status
 Planning

Scale 1:200 Paper Size A1 Date Aug 2021 Drawn AP

Drawing Number 4247 04 Rev -

© 2016 Patrick Allen & Associates Limited | Registered No: 4694261